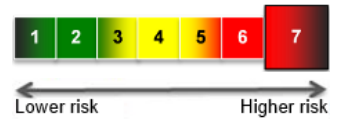


Schroder International Selection Fund Global Energy A

This fund is managed by Schroder Investment Management (Lux.)

EFC Classification Equity Global Energy

04 February, 2019



Price	+/-	Date	52wk range
14.14 EUR	-0.18	01/02/2019	12.35 19.16

Issuer	
Administrator	Schroder Investment Management (Lux.)
Address	5, rue Höhenhof 1736
City	Senningerberg
Tel/Fax	+352 341 342 202
Website	www.schroders.lu

General Information	
ISIN	LU0256331488
Fund Type	Capitalization
Quote Frequency	daily
Quote Currency	USD
Currency	USD
Foundation Date	30/06/2006
Fund Manager	John Coyle
Legal Type	Investment company according to Luxembourg law
UCITS	Yes
Financial Year End	31/12/2018
Fund size	96,970,726.08 USD
Minimal Order	1,000.00 EUR

Costs	
Entry fee	5.00 %
Exit fee	0.00 %
Operation costs	1.50 %
Ongoing charges	1.85 %

Profile

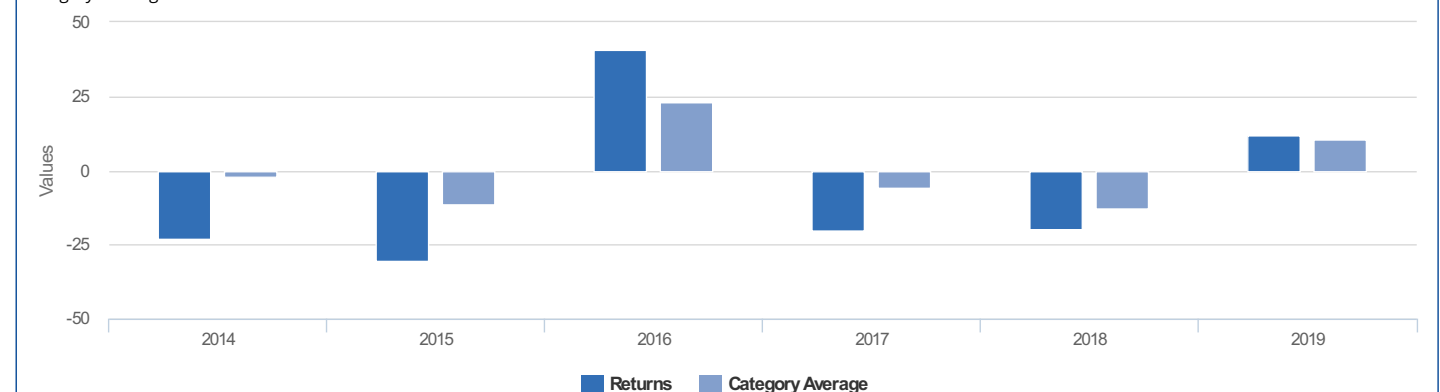
The fund focuses our highest conviction investment ideas, which largely comprise traditional oil and gas-based companies, but also can include companies involved in infrastructure, utilities, renewable and alternative energy. Many of these companies have enjoyed increasing demand, a steady stream of new orders and higher operating margins. Despite today's high oil prices, we believe that energy is an ongoing investment theme, which should continue to provide compelling returns for investors especially over the long term.

Chart 5 year



Fund Returns

	2014	2015	2016	2017	2018	2019
Returns	-23.07	-30.58	40.50	-20.08	-19.60	12.09
Category Average	-1.93	-11.57	22.89	-5.62	-12.86	10.26
Category Ranking	139 / 147	191 / 230	31 / 290	283 / 308	279 / 317	102 / 344



Fund Ratios (end previous month)

	Timing	YTD	1 month	6 months	1 year	3 year	5 year
Performance Schroder International Selection Fund Global Energy A		13.76 %	13.76 %	-21.18 %	-15.19 %	6.82 %	-13.39 %
Volatility Schroder International Selection Fund Global Energy A					30.94 %	29.37 %	30.23 %

Schroder International Selection Fund Global Energy A

This fund is managed by Schroder Investment Management (Lux.)

EFC Classification Equity Global Energy

04 February, 2019

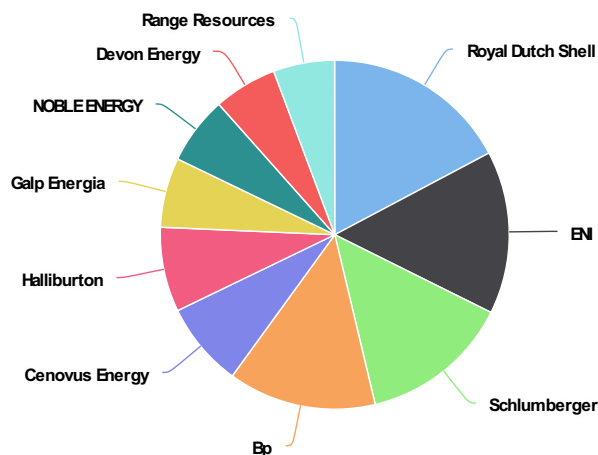


Lower risk Higher risk

Price	+/-	Date	52wk range
14.14 EUR	-0.18	01/02/2019	12.35 19.16

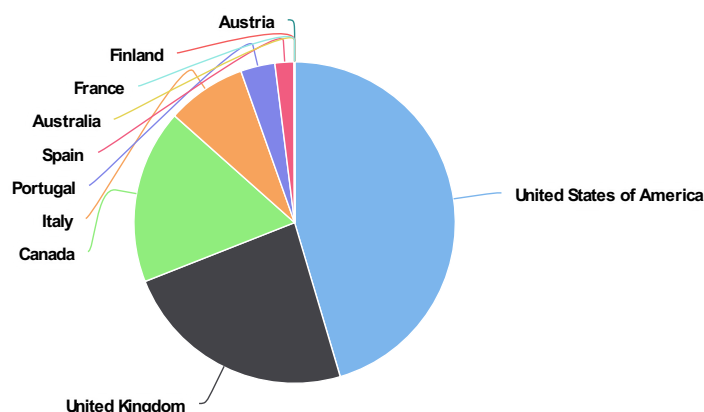
Participations (31/12/2018)

Participation	Percentage
Royal Dutch Shell	8.80 %
ENI	7.70 %
Schlumberger	7.10 %
Bp	7.00 %
Cenovus Energy	4.00 %
Halliburton	4.00 %
Galp Energia	3.30 %
NOBLE ENERGY	3.20 %
Devon Energy	3.00 %
Range Resources	2.90 %



Geographical composition (31/12/2018)

Country	Percentage
United States of America	45.41 %
United Kingdom	23.63 %
Canada	17.54 %
Italy	8.00 %
Portugal	3.44 %
Spain	1.97 %
Australia	0.00 %
Austria	0.00 %
Finland	0.00 %
France	0.00 %



Sector composition (31/12/2018)

Sector	Percentage
Oil & Gas Exploration & Production	43.12 %
Integrated oil & gas	32.20 %
Oil & Gas Equipment & Services	18.63 %
Oil & Gas Storage & Transportation	5.18 %
Oil & gas drilling	0.87 %
Coal & consumable fuels	0.00 %
Oil & Gas Refining & Marketing	0.00 %
Derivatives	0.00 %

