

## BNY Mellon Global Funds, plc Asian Equity Euro A

This fund is managed by BNY Mellon Investment Management EMEA Limited

EFC Classification Equity Asia Pacific Ex Japan

11 December, 2017



Price	+/-	Date	52wk range
2.79 EUR	0.05	08/12/2017	2.29 2.87

Issuer	
Administrator	BNY Mellon Investment Management EMEA Limited
Address	160 Queen Victoria Street EC4V 4LA
City	London
Tel/Fax	+44 20 7163 5800
Website	www.bnymellon.com

General Information	
ISIN	IE0003782467
Fund Type	Distribution
Quote Frequency	daily
Quote Currency	EUR
Currency	USD
Foundation Date	10/12/2001
Fund Manager	Caroline Keen
Legal Type	Investment company according to Irish law
UCITS	Yes
Financial Year End	31/12/2016
Fund size	20201114.88 EUR
Minimal Order	5000.00 EUR

Costs	
Entry fee	5.00 %
Exit fee	0.00 %
Operation costs	2.00 %
Ongoing charges	2.23 %

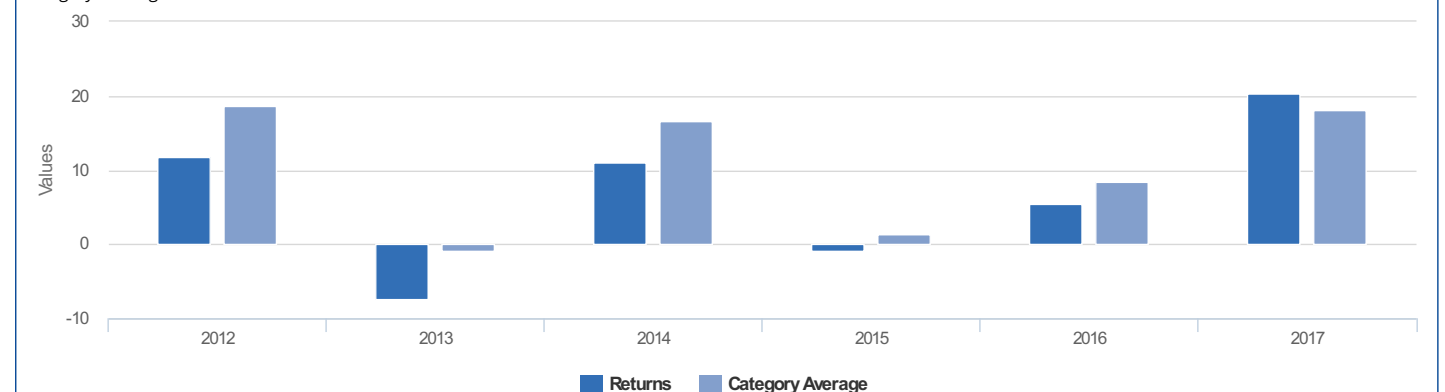
**Profile**

The Sub-Fund will invest primarily, meaning at least two-thirds of the Sub-Fund's assets, in a portfolio of equity and up to one-third of the Sub-Fund's assets in a portfolio of equity-related securities including convertible bonds (usually unrated), convertible preference shares and warrants (subject to a 10% limit of the Net Asset Value of the Sub-Fund in the case of warrants) of companies located in Asia (excluding Japan) or deriving a preponderant part of their income from Asia (excluding Japan). Investment may be made in both developed and emerging Asian regions (excluding Japan). Up to one-third of the Sub-Fund's assets may also be invested in equity and equity-related securities of companies neither located in Asia (excluding Japan) nor deriving a preponderant part of their income from Asia (excluding Japan). The majority of the Sub-Fund's investments shall be listed or traded on Recognised Exchanges located in Asia and the Pacific Region.

Chart 5 year



Fund Returns	2012	2013	2014	2015	2016	2017
Returns	11.76	-7.35	10.98	-0.98	5.39	20.31
Category Average	18.74	-0.88	16.53	1.40	8.44	18.04
Category Ranking	289 / 300	292 / 333	301 / 360	577 / 771	803 / 1103	439 / 1114



Fund Ratios (end previous month)	Timing	YTD	1 month	6 months	1 year	3 year	5 year
Performance BNY Mellon Global Funds, plc Asian Equity Euro A		19.43 %	0.94 %	6.02 %	17.91 %	7.08 %	4.86 %
Volatility BNY Mellon Global Funds, plc Asian Equity Euro A					6.69 %	14.53 %	13.06 %

**BNY Mellon Global Funds, plc Asian Equity Euro A**

This fund is managed by BNY Mellon Investment Management EMEA Limited

EFC Classification Equity Asia Pacific Ex Japan

11 December, 2017

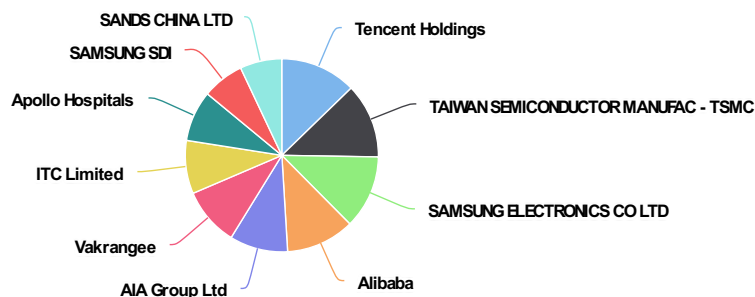


Lower risk Higher risk

Price	+/-	Date	52wk range
2.79 EUR	0.05	08/12/2017	2.29 2.87

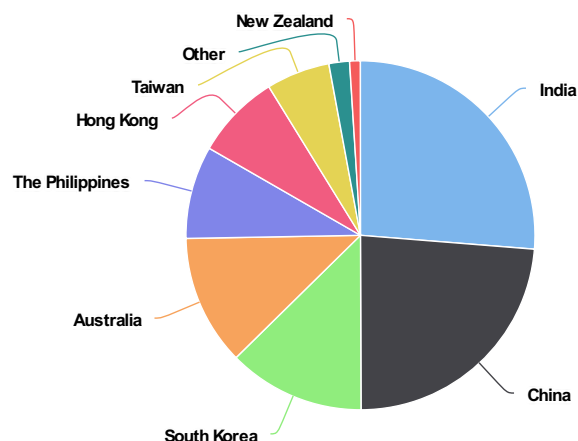
**Participations (30/06/2017)**

Participation	Percentage
Tencent Holdings	6.00 %
TAIWAN SEMICONDUCTOR MANUFAC - TSMC	5.90 %
SAMSUNG ELECTRONICS CO LTD	5.80 %
Alibaba	5.40 %
AIA Group Ltd	4.60 %
Vakrangee	4.60 %
ITC Limited	4.20 %
Apollo Hospitals	4.00 %
SAMSUNG SDI	3.30 %
SANDS CHINA LTD	3.30 %



**Geographical composition (30/06/2017)**

Country	Percentage
India	26.30 %
China	23.70 %
South Korea	12.70 %
Australia	12.10 %
The Philippines	8.60 %
Hong Kong	7.90 %
Taiwan	5.90 %
Other	1.90 %
New Zealand	1.00 %



**Sector composition (30/06/2017)**

Sector	Percentage
Information technology	37.80 %
Financials	15.20 %
Health care	14.90 %
Consumer Discretionary	11.60 %
Consumer Staples	9.80 %
Other	3.40 %
Industrials	2.90 %
Telecommunication services	2.40 %
Materials	2.00 %

