

Robeco Capital Growth Funds Robeco Sustainable Property Equities D EUR

This fund is managed by Robeco Luxembourg S.A.

EFC Classification Open-ended real estate

24 February, 2020



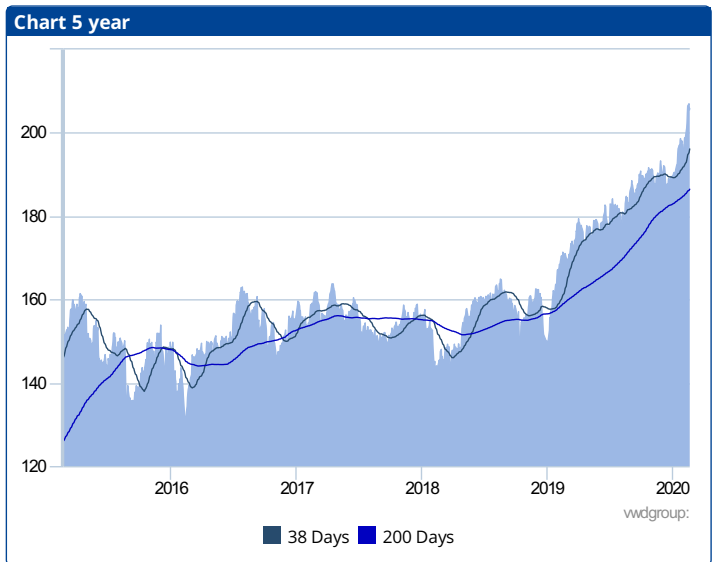
Price	+/-	Date	52wk range
205.86 EUR	0.41	20/02/2020	169.15 - 206.99

Issuer	
Administrator	Robeco Luxembourg S.A.
Address	Airport Center, 5 Rue Heienhaff (2nd floor) L-1736
City	Senningerberg
Tel/Fax	+31102242600
Website	www.robeco.com

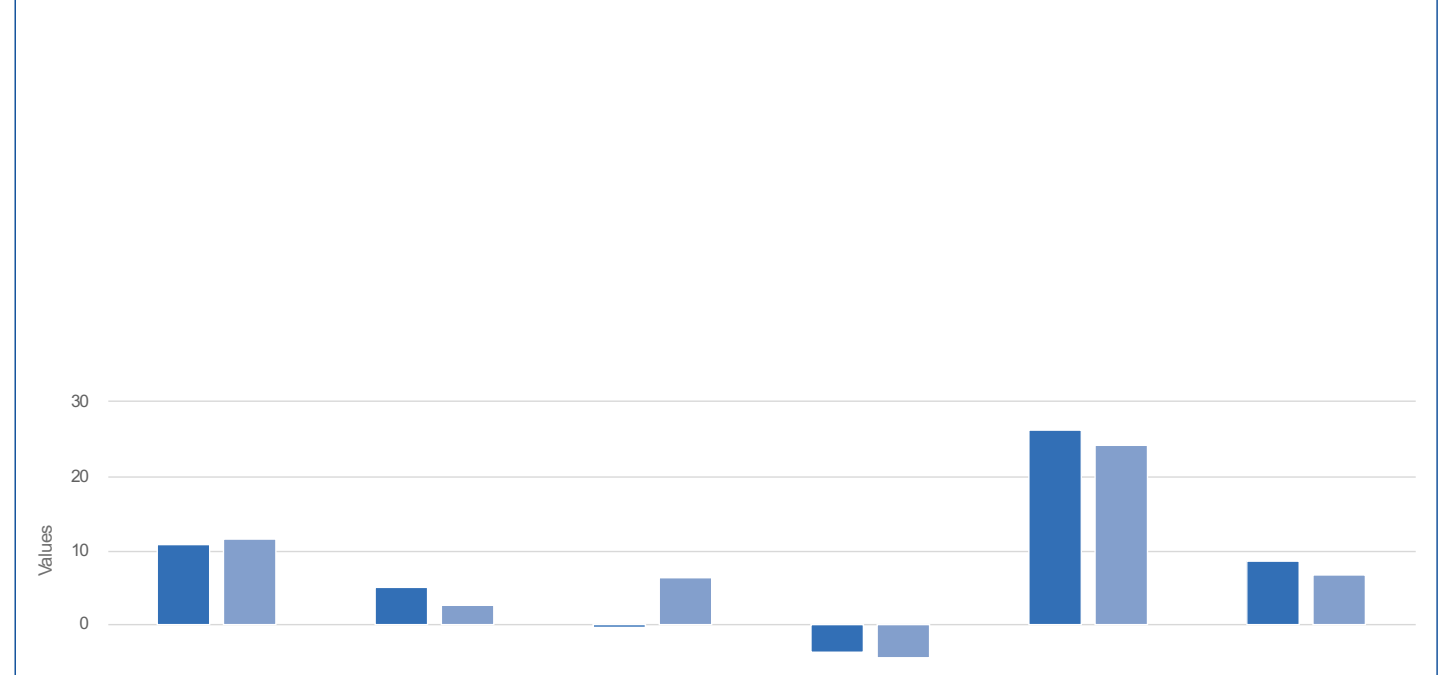
General Information	
ISIN	LU0187079180
Fund Type	Capitalization
Quote Frequency	daily
Quote Currency	EUR
Currency	EUR
Foundation Date	10/05/2004
Fund Manager	Folmer Pietersma
Legal Type	Investment company according to Luxembourg law
UCITS	Yes
Financial Year End	31/12/2019
Fund size	463,420,930.32 EUR
Minimal Order	1.00 share

Costs	
Entry fee	5.00 %
Exit fee	0.00 %
Operation costs	1.50 %
Ongoing charges	1.68 %

Profile
 Robeco Property Equities invests worldwide in the stocks of companies in the property sector. This fund identifies strong global property trends first. Within these trends the fund aims to select the property companies with the best prospects. Carefully developed models are used to select stocks with good earnings prospects and a reasonable valuation. Discussions with management and business-data analyses are then carried out in order to stringently screen the individual companies. The fund can engage in currency hedging transactions. Benchmark: S&P Developed Property Index (Net Return) (EUR) The fund aims to outperform by taking positions that deviate from the benchmark. This share class of the fund will distribute dividend. You can purchase or sell units in the fund on any valuation day. This fund may not be appropriate for investors who plan to withdraw their money within 7 years.



Fund Returns	2015	2016	2017	2018	2019	2020
Returns	10.82	5.07	-0.24	-3.74	26.27	8.58
Category Average	11.57	2.63	6.42	-4.45	24.16	6.81
Category Ranking	187 / 368	141 / 470	294 / 511	266 / 562	235 / 658	185 / 681





Fund Ratios (end previous month)

	Timing	YTD	1 month	6 months	1 year	3 year	5 year
Performance Robeco Capital Growth Funds Robeco Sustainable Property Equities D EUR		2.75 %	2.75 %	7.84 %	16.54 %	8.28 %	5.30 %
Volatility Robeco Capital Growth Funds Robeco Sustainable Property Equities D EUR					6.89 %	11.00 %	11.64 %

Robeco Capital Growth Funds Robeco Sustainable Property Equities D EUR

This fund is managed by Robeco Luxembourg S.A.

EFC Classification Open-ended real estate

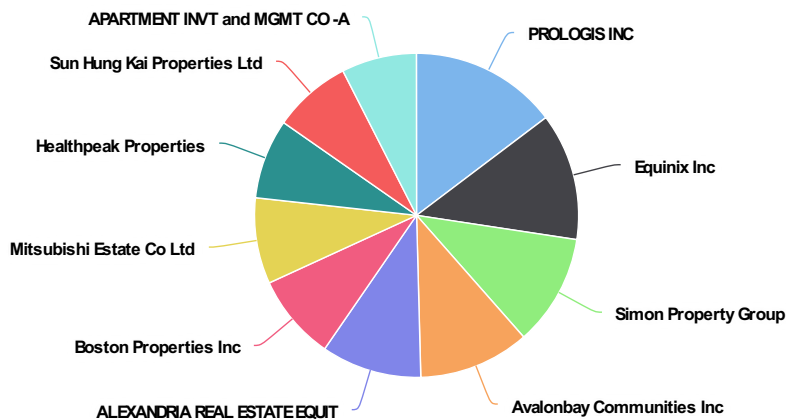
24 February, 2020



Price	+/-	Date	52wk range
205.86 EUR	0.41	20/02/2020	169.15 - 206.99

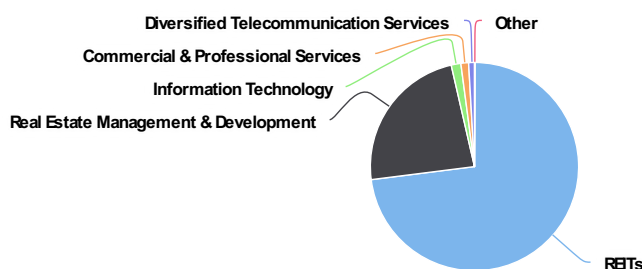
Participations (31/12/2019)

Participation	Percentage
PROLOGIS INC	5.15 %
Equinix Inc	4.45 %
Simon Property Group	3.89 %
Avalonbay Communities Inc	3.88 %
ALEXANDRIA REAL ESTATE EQUIT	3.51 %
Boston Properties Inc	3.00 %
Mitsubishi Estate Co Ltd	3.00 %
Healthpeak Properties	2.79 %
Sun Hung Kai Properties Ltd	2.73 %
APARTMENT INVT and MGMT CO -A	2.63 %



Sector composition (31/12/2019)

Sector	Percentage
REITs	73.00 %
Real Estate Management & Development	23.40 %
Information Technology	1.50 %
Commercial & Professional Services	1.20 %
Diversified Telecommunication Services	1.00 %
Other	-0.11 %



Geographical composition (31/12/2019)

Country	Percentage
America	56.30 %
Asia	27.50 %
Europe	16.21 %

