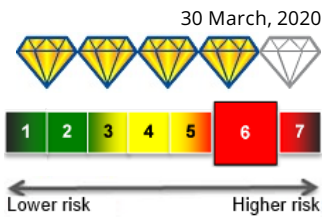


Pictet Indian Equities P EUR

This fund is managed by Pictet Asset Management (Europe) S.A.

EFC Classification Equity India

Price	+/-	Date	52wk range
353.72 EUR	-18.56	27/03/2020	297.22 525.61



Issuer

Administrator	Pictet Asset Management (Europe) S.A.
Address	15, avenue J.F. Kennedy 1855
City	Luxemburg
Tel/Fax	+352 467 171-1
Website	www.assetmanagement.pictet

General Information

ISIN	LU0255979071
Fund Type	Capitalization
Quote Frequency	daily
Quote Currency	EUR
Currency	USD
Foundation Date	26/06/1996
Fund Manager	Prashant Kothari
Legal Type	Investment company according to Luxembourg law
UCITS	Yes
Financial Year End	30/09/2019
Fund size	5,342,944.17 EUR
Minimal Order	

Costs

Entry fee	5.00 %
Exit fee	3.00 %
Operation costs	1.40 %
Ongoing charges	1.79 %

Profile

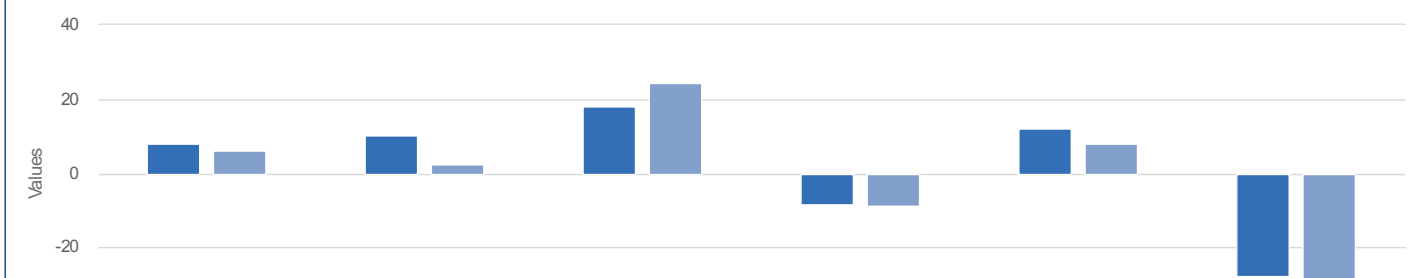
This compartment aims to invest directly or indirectly in transferable securities, (described in further detail below) issued by companies and institutions that are based in India or conduct their main business in India. The Compartment will invest a minimum of two-thirds of its total assets/total wealth in equities issued by companies that are headquartered in India or conduct the majority of their business in India. On an ancillary basis, the Compartment may also invest its assets in securities issued by companies that are based in or have their main activity in Pakistan, Bangladesh and Sri Lanka. The Compartment will hold a diversified portfolio primarily composed of securities issued by companies listed on a stock exchange or traded on a regulated market that operates regularly and is recognised and open to the public. The Compartment may invest up to 10% of its net assets in unlisted securities. The Compartment may also invest in depositary receipts (such as ADR, GDR, EDR). The...

Chart 5 year



Fund Returns

	2015	2016	2017	2018	2019	2020
Returns	7.85	10.42	18.06	-8.19	12.01	-27.73
Category Average	6.09	2.28	24.32	-8.64	7.85	-29.46
Category Ranking	85 / 218	15 / 286	270 / 301	143 / 315	44 / 357	102 / 369





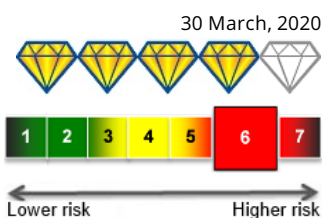
Fund Ratios (end previous month)							
	Timing	YTD	1 month	6 months	1 year	3 year	5 year
Performance Pictet Indian Equities P EUR		-1.73 %	-4.67 %	3.70 %	12.00 %	3.85 %	3.35 %
Volatility Pictet Indian Equities P EUR					14.65 %	14.37 %	15.46 %

Pictet Indian Equities P EUR

This fund is managed by Pictet Asset Management (Europe) S.A.

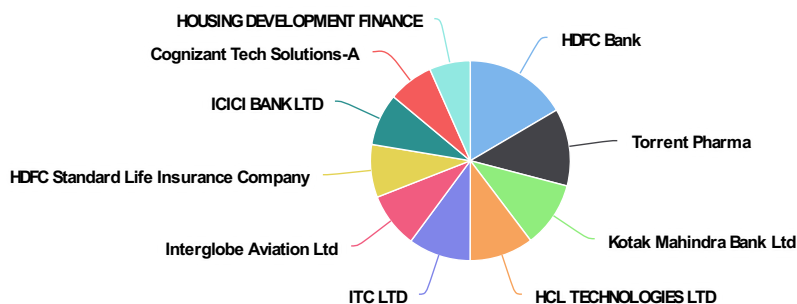
EFC Classification Equity India

Price	+/-	Date	52wk range
353.72 EUR	-18.56	27/03/2020	297.22 525.61



Participations (30/09/2019)

Participation	Percentage
HDFC Bank	9.35 %
Torrent Pharma	7.07 %
Kotak Mahindra Bank Ltd	6.01 %
HCL TECHNOLOGIES LTD	5.84 %
ITC LTD	5.70 %
Interglobe Aviation Ltd	5.04 %
HDFC Standard Life Insurance Company	4.83 %
ICICI BANK LTD	4.76 %
Cognizant Tech Solutions-A	4.14 %
HOUSING DEVELOPMENT FINANCE	3.74 %



Sector composition (30/09/2019)

Sector	Percentage
Financials	45.13 %
Information Technology	18.41 %
Health Care	9.83 %
Consumer Staples	7.33 %
Industrials	5.04 %
Consumer Discretionary	4.84 %
Utilities	4.83 %
Other	2.68 %
Materials	1.93 %

