



Annual Report

2017



Profile



Stern Groep N.V. is one of the largest automotive groups in the Netherlands, and the market leader in automotive mobility. Stern is a listed company, financially solid and generates with more than 2,200 employees annual revenue of over € 1,100 million. The shares of Stern Group N.V. are listed on Euronext Amsterdam.

With Dealergroup Stern, Stern represents 21 leading car brands and is also increasingly active in the field of financial and other mobility services. For those preferring a means of transport other than a car, Stern now offers electric transport solutions with speeds of up to 45 kilometres an hour. Stern has near-nationwide coverage in the Netherlands, with a focus on the provinces of Noord-Holland, Zuid-Holland, Utrecht, Noord-Brabant, Groningen and Drenthe.



25 years
of Stern,
25 times Car
of the Year

This 2017 annual report features all the Cars of the Year as part of the 25th anniversary of Stern, both summarised on the cover and on various other pages.

Contents

General

2	Key figures and sales
5	Preface
6	5-year overview
7	Vision, mission, ambition and core values
8	Portfolio of car brands
9	Mobility services
10	Management team
12	Shareholder information

Management Report

14	Trends
15	SWOT
16	Customer Journey
16	Business model
18	Report of the Management Board
19	Stern Group Strategy 2017 – 2020
24	Dealersgroup Stern
30	Stern Mobility Solutions
34	Stern Car Services
38	Personnel
44	Risks
48	Corporate governance
51	Outlook
51	Statement of directors' responsibilities

Report of the Supervisory Board

52	Details of the Supervisory Board
54	Report of the Supervisory Board

Corporate Social Responsibility

64	About this CSR report
64	Materiality matrix
65	Stakeholder dialogue and materiality
65	Contribution to sustainable development targets
66	Ability to create value
67	Key CSR results
68	Targets and notes on material topics
76	Overview of non-material topics
78	GRI index

Financial statements

84	Consolidated financial statements
90	Notes to the consolidated financial statements
124	Company financial statements
126	Notes to the company financial statements

Other information

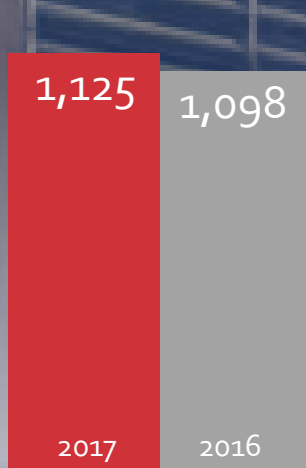
57	Protection of birds
58	25 years of Stern
136	Organisational structure
138	Addresses

*This annual report covers the period from 1 January to 31 December 2017.
Stern Groep N.V. has a formal annual reporting cycle.
The 2017 annual report was published on 20 March 2018.*




Nissan Micra
Car of the Year 1993

Key figures




Net revenue
x € 1 million



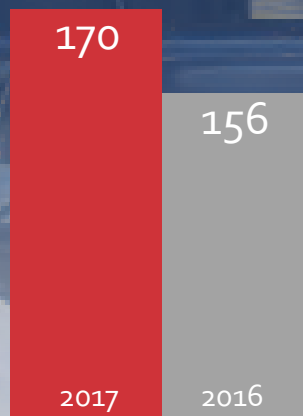
Gross EBITDA
x € 1 million




Profit after tax
x € 1 million



Dealergroup Stern revenue*
x € 1 million



Stern Mobility Solutions revenue*
x € 1 million



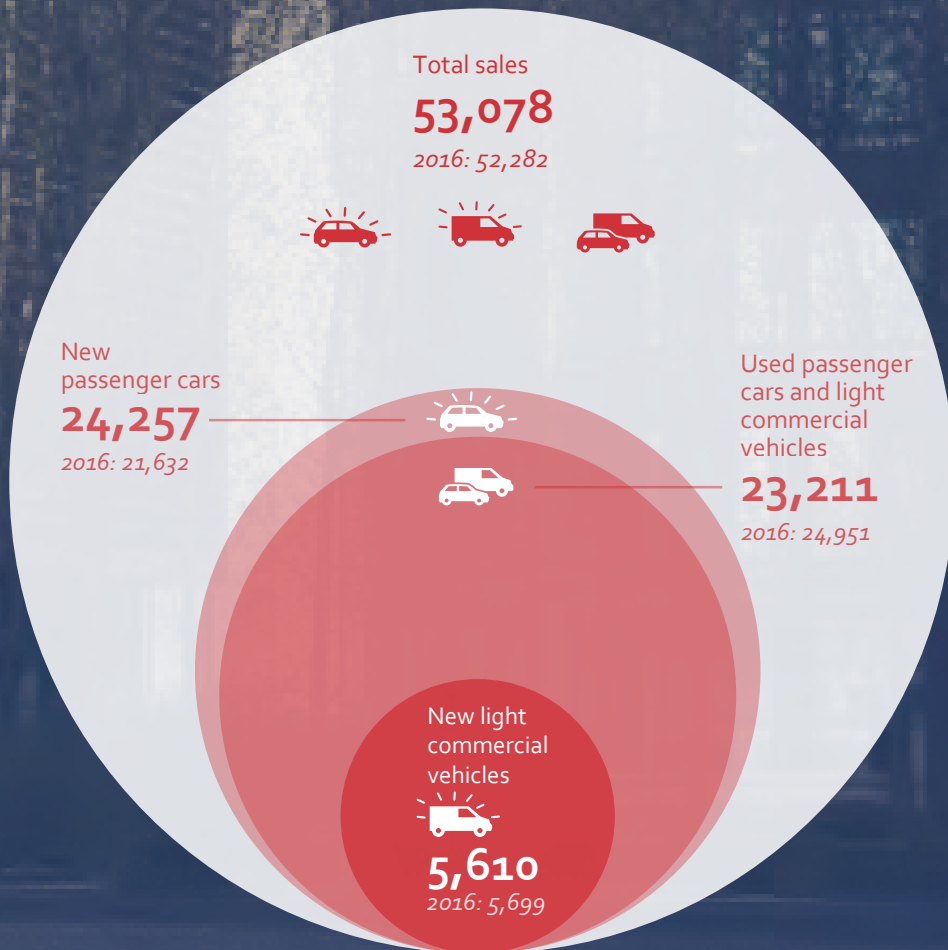
Stern Car Services revenue*
x € 1 million

* Revenue before elimination of intercompany and internal revenue.

Number of employees (FTEs)



Sales



mobility solutions

car services



Fleet under management

14,217
 2016: 12,920



Rental days sold

670,059
 2016: 570,897



Damage cases settled

24,987
 2016: 22,937



Number of delivery destinations

1,940
 2016: 1,600



Mobility contracts

69,201
 2016: 67,103



E-mobility products

3,424
 2016: 3,306



Interiors sold

899
 2016: 826



Number of packages carried

166,010
 2016: 161,075



Preface

After two relatively good years, 2017 closed with a lesser but once again clearly positive result. There were much higher expectations for 2017, given the economic developments in the Netherlands. Although the car market recovered to virtually the traditional replacement level in 2017, margins were subject to heavy pressure, especially for Dealergroup Stern. This was due among other things to the strong increase in private lease, which has increased the market strength of lease companies, and intense competition in the used-car market. These developments clearly show that our strategy of increasing our focus on financial mobility products and car services is the right choice.

Stern has now been on the road for 25 years. From a single Opel dealership in Amsterdam, we have grown into one of the largest automotive groups in the Netherlands. We are

proud of this achievement. However, we have further ambitions. Improvement and renewal projects have been initiated to give a strong boost to our transformation from a large car dealer holding into a modern mobility group. The Fast Forward plan has a horizon of three years, and among other things is designed to increase the efficiency and effectiveness of the core processes of Dealergroup Stern. The aim is to realize significant further growth at Stern Mobility Solutions, and at Stern Car Services there is huge potential to be realised. The strategic plan also includes the digital transformation of the company as a priority. We expect the first results of this to become visible in the course of 2018.

Henk van der Kwast
Chief Executive Officer

Management Report

Dealergroup Stern

Stern Mobility Solutions

Stern Car Services

Report of the Supervisory Board

CSR Report

Financial statements

Details of the Management Board

A.A. Swijter (1965, Chief Financial Officer)

has been a director of Stern Group under the articles of association in the position of chief financial officer since 1 June 2016. Mr Swijter was previously employed as financial director at Alliance Healthcare Nederland. Until 2010, Mr Swijter worked at Philips in various financial management positions in the Netherlands and abroad. Mr Swijter studied business economics at the Fontys Hogescholen in Eindhoven.

Mr Swijter is a Dutch citizen.

H.H. van der Kwast (1954, Chief Executive Officer)

has been associated with Stern and its legal predecessors since 1993, and has been a director under the articles of association and Chief Executive Officer of Stern Group since June 2000. Mr der Kwast is also a major shareholder via Merel Investments B.V. After a period of initially 2 years as a supervisory director and 13 years as chair of the Supervisory Board, Mr Van der Kwast was also a supervisory director of Bovemij Verzekeringsgroep N.V. until April 2017. Mr Van der Kwast invested in the RIVA businesses in Amsterdam in 1993, which were making significant losses at the time, and over the past 24 years has built Stern into the market leader in automotive retail and services in the Netherlands.

Mr van der Kwast is a Dutch citizen.

(Figures x € 1,000, unless otherwise stated)

5-year overview

	2017	2016	2015	2014	2013
Revenue details					
Net revenue	1,124,677	1,097,630	1,095,181	898,299	917,590
Operating profit	12,690	18,737	18,809	3,750	8,234
Profit after tax	7,499	11,348	11,067	3,622	3,058
Return on equity (profit after tax/equity) (in %)	4.9	7.4	7.3	2.6	2.2
Balance sheet details					
Intangible assets	30,502	30,011	30,070	30,066	30,283
Property, plant and equipment	297,056	280,294	269,264	285,936	271,067
Financial non-current assets	34,902	34,652	37,971	40,479	34,956
Equity	159,348	156,994	150,779	140,568	138,323
Non-current liabilities	209,194	9,011	147,772	217,298	40,194
Balance sheet total	625,113	623,853	585,695	567,607	524,374
Solvency of car leasing operations (in %) ¹	12.5	12.5	12.5	12.5	12.5
Solvency of car rental operations (in %) ¹	20.0	20.0	20.0	20.0	17.5
Solvency of other activities (in %) ¹	34.0	32.6	33.7	31.1	31.9
<i>(Amounts in euros)</i>					
Per share of € 0.01					
Equity ²	28.08	27.66	26.57	24.79	24.50
Profit after tax ³	1.32	2.00	1.95	0.64	0.57
Dividend	1.0	1.00	1.00	–	0.71
Highest price	25.15	19.89	18.24	16.99	15.50
Lowest price	17.64	16.20	10.99	11.55	10.00
Price at year-end	20.00	17.72	18.12	13.00	14.82
Number of shares					
Entitled to profit	5,925,000	5,925,000	5,925,000	5,925,000	5,925,000
Outstanding at end of financial year ⁴	5,675,000	5,675,000	5,675,000	5,669,740	5,646,667
Average outstanding ²	5,675,000	5,675,000	5,673,560	5,659,809	5,393,943
Total market capitalisation at year-end	113,500	100,561	102,831	73,707	79,880
Number of employees at year-end	2,323	2,262	2,177	2,133	2,134
Number of FTEs at year-end	2,106	2,051	1,979	1,950	1,941

¹ Based on normative solvency.

² Based on number of outstanding shares.

³ Weighted proportionally over time.

⁴ Adjusted for stock dividend in 2014.

Vision



Stern believes that mobility is a primary necessity for life, and that people prefer individual mobility. Nothing provides a sense of freedom like deciding the time and location of departure and planning your own route.

Mission



Stern wants to give people more freedom.

Ambition



Stern has set itself the goal of becoming the most valued and recommended partner in the Netherlands for individual mobility solutions.

Core values



Engaged

We are sincerely interested in our customers and their mobility needs.

Inventive

We adopt a pragmatic approach and like to help customers with non-traditional solutions.

Loyal

We value our relationships and look to maintain them over the long term.

Management Report

Dealgroupp Stern

Stern Mobility Solutions

Stern Car Services

Report of the Supervisory Board

CSR Report

Financial statements

Portfolio of car brands



Ardea Auto



Arend Auto



Arend Auto



Arend Auto Nissan



Durmi Auto / Havik Auto



Havik Auto



Heron Auto



Heron Auto



Heron Auto



Volkswagen

Heron Auto



JAGUAR

Jager Auto



Jager Auto



Mercedes-Benz

Stern Auto



Stern Auto



Svala Auto



Vireo Auto



Vireo Auto



Vireo Auto



Vireo Auto / Havik Auto



SUBARU

Vireo Auto



Vireo Auto

Mobility services



Leasing

Car leasing In addition to the usual forms of commercial leasing such as full operating and financial lease, Stern also provides short-term leasing and private leasing solutions, as well as the option to lease used cars.



Verhuur

Car rental With a fleet of approximately 2,200 cars, Stern meets the needs of consumers and businesses for temporary mobility in the form of car rental. Additionally, the company provides replacement transport and service rental for the customers of the group companies.



Schadeherstel

Car body repair The network of Stern branches includes a large number of locations specialising in car body repair services. Repairs are carried out according to factory guidelines and Stern only uses original parts in its repairs. A large number of Dutch insurers have selected Stern as their preferred car body repair business.



Verzekeringen

Insurance Stern offers car insurance for private persons and businesses with extensive coverage, maximum security and clear terms and conditions. Customers have a choice between third-party, third-party, fire and theft or comprehensive insurance. Various forms of comprehensive insurance are offered. Additional car-related insurance products are also available.



Wagenparkbeheer

Fleet management Stern provides unique, customised mobility solutions for companies with fleets from around 50 cars. By detailing the shared interest for each individual customer, customers voluntarily commit to the car brands and vehicle services of Stern and are offered a high degree of flexibility and influence on rates, based on full transparency.



Financieringen

Financing Stern offers car-related consumer and business financial products, such as loans, hire purchase, financial lease and personal loans. These products are exclusively available to customers who purchase or have previously purchased a car from a Stern company.



Bedrijfswagen-inrichting

Light commercial vehicle interiors Stern provides installation services for special light commercial vehicle interiors. Stern provides both standard and customised light commercial vehicle interiors. Dealergroup Stern makes extensive use of these services.



Onderhoudscontract

Maintenance contract Consumers and businesses looking for certainty with regard to their vehicle maintenance expenses can enter into a Stern maintenance contract. For a competitive fixed monthly fee, motorists are guaranteed professional maintenance services by one of the Stern companies during the term of the contract.



Occasiongarantie

Used car warranty Unlike its competitors in the used-car market, Stern provides a 2-year warranty on selected used vehicles. Maintenance is subsequently carried out during the term of the warranty by one of the Stern companies. Special high-quality used cars acquired through exchanges or specially purchased cars are available from the website www.sternexclusief.nl.



e-Mobility

E-Mobility Stern focuses on the market for electric transport (EV) of up to 45 km per hour under the name of Mango Mobility. The product line includes electric bicycles, e-scooters, e-cars and mobility scooters. Mango Mobility closely follows the latest developments in the field of battery technology and strives to ensure that all its products feature the latest EV technology.

Management Report

Dealergroup Stern

Stern Mobility Solutions

Stern Car Services

Report of the Supervisory Board

CSR Report

Financial statements

Stern Management Team



Henk van der Kwast
Chief Executive Officer

Loes van Dalen
Director Stern HRM

Finus Porsius
Group controller

Rob Visser
Director SCS



Arnoud Zuijendorp
Director Dealergroup Stern

Arthur Swijter
Chief Financial Officer

Bastiaan Geurts
Director Stern CRM

Management
Report

Dealergroup
Stern

Stern
Mobility
Solutions

Stern
Car
Services

Report of the
Supervisory
Board

CSR Report

Financial
statements

Shareholder information

At 7 March 2018

Stern Group only issues ordinary shares. The shares are either in bearer form or registered, at the option of the holder. The authorised share capital is € 900,000, divided into 9,000,000 ordinary shares of € 0.10. The issued capital amounts to € 592,500, consisting of 5,925,000 ordinary shares.

There are no shares with special controlling rights attached. Each share entitles the holder to cast one vote. There are no limitations on the exercise of the voting rights attached to shares. No depositary receipts for shares are issued.

The shares are listed on NYSE Euronext Amsterdam, where they are freely tradable.

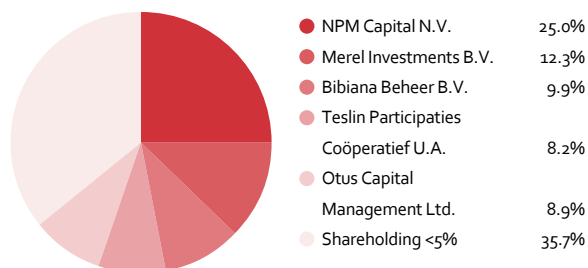
Shares

Number issued	5,925,000
Number outstanding	5,675,000

Free float 50%

Shareholders

Stern Group is aware of the following shareholdings of 5% or more on the basis of the number of shares outstanding on 7 March 2018:



Share ownership by the Management Board

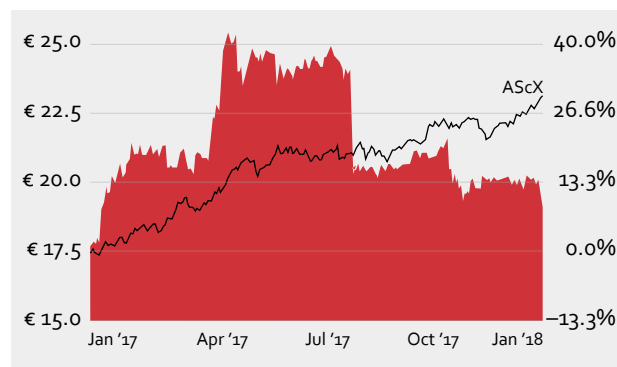
H.H. van der Kwast (via Merel Investments B.V.)	700,000
--	---------

Share ownership by the Supervisory Board

D.R. Goeminne	25,000
---------------	--------

Policy on bilateral contacts Stern Group considers good relationships with each of its shareholders to be important and devotes much attention in this respect to careful communication with shareholders. Stern Group also considers it important that its shareholders – large or small – have equal access to information and Stern Group ensures this in various ways. Stern Group regularly issues press releases (with both financial and strategic information) and information provided during analyst meetings is published simultaneously on its website.

Price development



Shareholder meetings and analyst meetings in 2017

General Meeting	10 May
Extraordinary General Meeting	21 December
Analyst meetings	9 March and 18 August

Key dates in 2018 and 2019

General Meeting	9 May 2018
Publication of first half-year results 2018	22 August 2018
Publication of annual figures 2018	7 March 2019
General Meeting	9 May 2019

Dividend

Dividend policy Shareholders need a solid dividend return. The current dividend policy was approved by the General Meeting of 24 May 2012.

Due to the volatility of some of its business activities, Stern Group uses a generous solvency ratio of 15% for its leasing operations and 30% for its other businesses. The excess solvency represents the maximum dividend that can be distributed by Stern Group in the coming years.

Distribution In line with the dividend policy approved by the General Meeting of 24 May 2012, a total cash dividend will be proposed of € 1.00 per share. An interim dividend of € 0.25 per share for the 2017 financial year was already distributed on 22 December 2017. The final dividend will be based on the excess solvency at 31 March 2018. The dividend will be paid after deduction of the interim dividend of € 0.25 per share paid on 22 December 2017.

Dirk Mulder, automotive specialist at ING

Ultimate experience at flagship stores The future of automotive

Dirk Mulder of ING believes strongly in the development of flagship stores, where customers can 'smell and taste' the car brands, as part of a personal experience. Mulder: "Top of the bill, so with an Apple-like experience. These flagship stores will feature new technology such as virtual reality. Customer contact will be combined with physical and digital experience. With 15 of these flagship stores you will have nationwide coverage in the Netherlands."

"This means fewer showrooms in the near future. This will also solve the problem of expensive real estate for dealers, since the dozens of branches we have today are recognised in the balance sheet, and that costs money. What is needed is a combination of efficiency, convenience, a fantastic brand experience, expertise and price."

Share of wallet

Mulder also sees another important development, of less emotion and more engagement. "A car is becoming simply another device, less associated with status and experience, especially if it is connected to the Internet. Certainly for young people living in a city. Housing is becoming too expensive, so there will be less money available for a car. We are moving to a new economy, with shared car ownership. Business models like Greenwheels or Car2Go are doing well. You share a car with other people and pay according to the amount of use; quick and convenient. I see a battle for share of wallet, or how much a family wants to spend on a car in relation to housing costs, holidays, entertainment, eating out, etc. You can only spend your money once, so what will consumers prioritise?"



Ford Mondeo
Car of the Year 1994

Trends

Cost shift in the chain

Without exception, car importers are estimating their market share each year at a higher level than is realistic. This has led to the Netherlands being flooded year after year with a supply of cars that far exceeds market demand. On the other hand, the importers are carrying hardly any inventory in comparison to past levels. Too often, unrealistic targets are being imposed on dealers, and, with the help of support and special offers, dealers are being tempted and to some extent forced to take unsold cars onto their books, thus putting dealer margins under further pressure. The car manufacturers are shifting the costs of distribution in the value chain and are focusing on fewer dealer branches, but at the same time are demanding heavy investment in premises, systems and working practices.

Car technology is strengthening the position of the brand channel

The development of car technology means that new cars require less maintenance, but at the same time this is so brand-specific that car drivers are increasingly bound to the brand channel for maintenance, repairs and car body repairs. So while the total after-sales market is contracting slightly, the market share of brand dealers in after-sales is increasing as a result of this development. Brand-certified car body repair businesses are also benefiting from this development.

The battle for customer contact and data

Traditionally, the dealer has been the last link in the distribution chain and could therefore rely on direct customer contact. Technological developments are now allowing car manufacturers to build relationships with the end users. Dealers are thus being forced to continually breathe new life into their customer relationships. Dealer branches are becoming experience centres and the collection, storage, monitoring and analysis of customer data has now become strategically important for retaining added value in the chain.

Digitalisation

The first place people turn to meet their mobility needs is online. Information that previously was only available from a dealer is now easily available online. Visiting a showroom is only still necessary for people wishing to experience the car in question before making a purchase decision. The number of people that complete purchase or lease transactions entirely online without viewing the car at a location is growing. Car companies are developing new competences and attracting the right people to adequately respond to this development.

Alternative transport solutions

The process of urbanisation is increasing pressure on infrastructure in urban areas. Traffic jams, lack of parking space and emissions are forcing local authorities to take measures to improve living conditions in urban areas. Although the effect is so far negligible, consumer interest in alternative transport solutions such as electric bicycles, scooters and small electric light commercial vehicles is growing. But public transport or a taxi may also be a better alternative than a car for some transport needs. Outside the urban areas, the car continues to fulfil an important role, certainly when public transport providers are rationalising their networks.

From ownership to use

More and more consumers are becoming aware of the total cost of their mobility. This explains the rapidly growing share of private lease, whereby car drivers pay all their relevant costs by means of a monthly payment. Consumer focus is thus shifting from only the purchase transaction to service throughout the term of the lease agreement. These private lease solutions are being offered by lease companies that use their purchasing power to be able to offer a competitive lease price and also to demand favourable conditions from importers and dealers.

Self-driving cars

In the longer term, cars will be able to complete large parts of a journey without the intervention of a driver. While the technological developments in this field seem to be proceeding rapidly, conventional cars will continue to be driven for decades to come. In the long term, the success of self-driving cars may lead to smaller fleets, as long as consumers are generally willing to share transport with each other.

Electrification of the fleet

The number of models that are fully powered by electricity is increasing, however the proportion of these vehicles in the total fleet in the Netherlands is still very small. 100% electric cars have significantly fewer parts subject to wear and tear than cars powered by a combustion engine. While the technological developments in this field seem to be proceeding rapidly, conventional cars will continue to dominate our streets for many years to come. Over time, the electrification of the fleet will also become visible in the workshops of the car companies.

SWOT

Strengths

- Direct customer relationship of Dealergroup Stern with car drivers
- Dealergroup Stern has an extensive portfolio of strong brands
- Technical knowledge of many brands
- Relationships with car manufacturers
- Data on customers, products, processes, etc.
- Portfolio of lease, rental and management contracts with stable growth
- Good margins at Stern Mobility Solutions
- Nationwide network of SternPoint
- Ultimately stable margins at Stern Car Services
- Broad mobility proposition

Opportunities

- Improve direct customer contact by Dealergroup Stern for sale solutions and services
- Create balance sheet value by careful accumulation and enrichment of data
- Increase efficiency and conversion through data analysis
- Increase efficiency by exploiting scale benefits
- Entering into partnerships
- Private lease
- Further rationalisation of the branches network while retaining market share
- Accelerate growth of volume of OEM (Original Equipment Manufacturer) parts sales
- Popularity of brand-certified car body repairs

Weaknesses

- Largest dealer group, but still with a relatively small market share
- Market share per brand still small in some cases
- Organisational maturity
- Transaction-oriented culture
- Many different ICT systems
- Still too large a proportion of revenue, gross margin and costs from dealerships

Threats

- Employee expenses increasing faster than efficiency improvements
- Cyclical nature of car sales
- Investment pressure from importers
- Potential for car manufacturers to build direct relationships with car drivers
- Success private lease attracts new providers
- Continuing margin pressure
- Declining need for maintenance of cars
- Alternative transport solutions lead to decline in demand for cars

Management Report

Dealergroup Stern

Stern Mobility Solutions

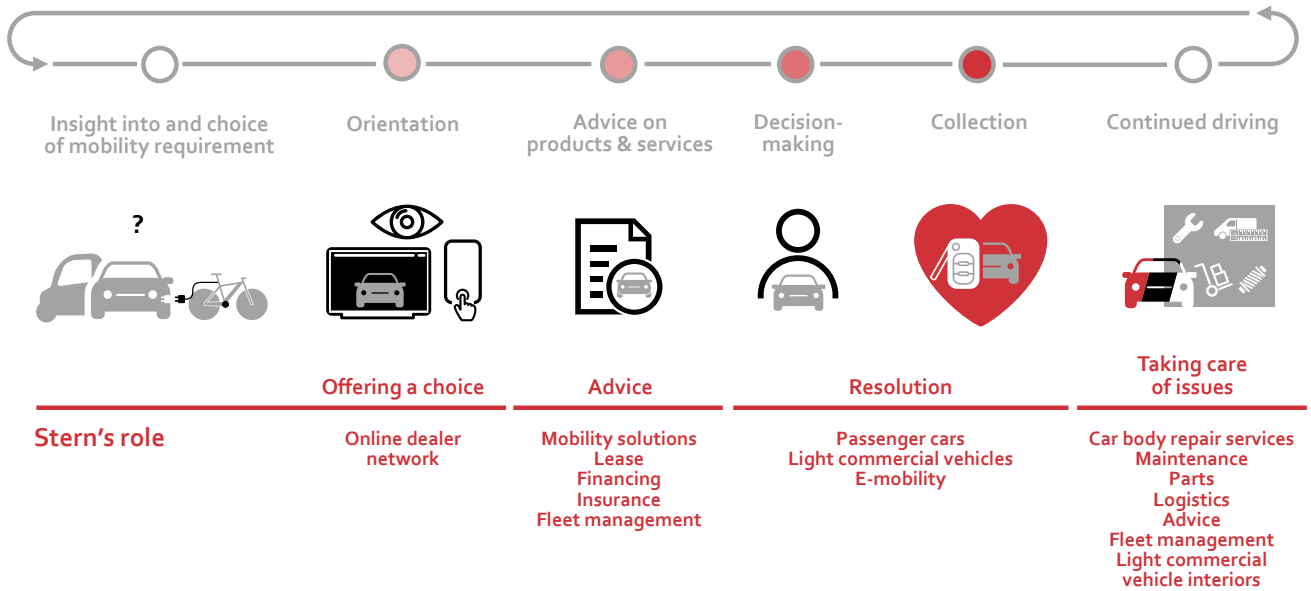
Stern Car Services

Report of the Supervisory Board

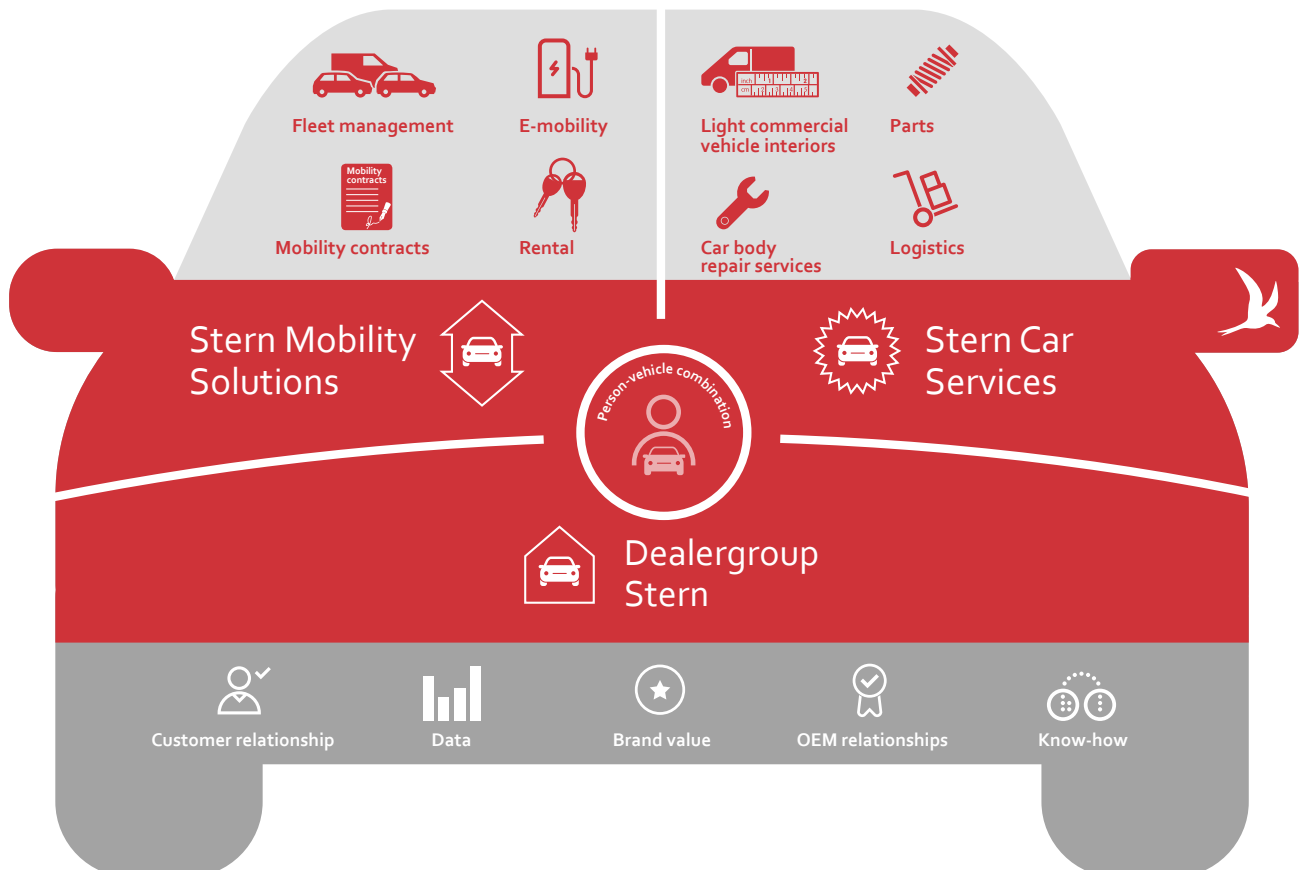
CSR Report

Financial statements

Customer journey



Business model



Kevin Rijpert, automotive specialist at Rabobank

Digitalisation of the customer journey

The future of automotive

When asked what the major development is, Kevin Rijpert of Rabobank replies that it is the digitalisation of the customer journey. Rijpert: "20 or 30 years ago, customers would visit the showroom around 10 times before buying a car. Today, they come once or twice, not more."

"Customers choose and configure their cars in advance through the Internet, followed by a test drive at the dealership, a discussion of the sale and off they go. The physical contact for the purchase has been substantially reduced. This is why it is good that the customer experience in relation to maintenance, servicing and repairs can be intensified by use of social media and digital contact, and thus becomes more customer-friendly. Make the maintenance and service contact transparent and personal, for instance by sending digital photos of worn-out parts to customers. Or having the mechanics themselves explain exactly what they have done."

Exceeding customer expectations

Rijpert: "Digitalisation affects brand loyalty and experience. Customers know exactly what they want, and this requires different skills of the sales staff. Another aspect is that retailers in the automotive sector could make much better use of the possibilities offered by big data. Not only in the form of predictable maintenance works, replacement times or winter tyres, but also for driving holidays, family outings, hobbies, etc. Social media enables digital contact and presents opportunities for the sector. Retailers can exceed customer expectations more often. Briefly, digitalisation is important but ultimately it always come down to people."



Fiat Punto
Car of the Year 1995

Report of the Management Board

For some years now, Stern has been pursuing an integrated strategy in which the activities of its divisions reinforce each other. The car is the factor linking the activities of the Stern companies. Customers can buy, finance, lease, maintain and repair, hire, convert, apply vehicle graphics to, restore, value and re-sell new and used cars (and in the last few years, other individual mobility products as well). Our added value lies in our ability to understand, analyse and follow the mobility needs of our customers and then respond to these needs simply, quickly and satisfactorily. The customer requirement as a whole can only be fulfilled properly if there is very close cooperation between the divisions.

Stern wishes to bring the relationship between the activities of the divisions more in balance. Not least because the dealer operations of Dealergroup Stern are cyclical, while the market size is fairly stable and margins have been under pressure in recent years. On the other hand, the markets for financial mobility products and services (including the supply of car parts) are growing, are less cyclical and offer good margins.

Stern has been focusing on the growth of solutions and services for some time. This strategic choice was analysed, validated and reconfirmed by an external consultant in 2017. A practical programme has been developed in close cooperation with the aim of accelerating the transition to a profitable and integrated mobility services provider. To accelerate the transformation in 2018 from a large car dealer holding into a balanced, modern and integrated mobility group, the implementation of the new strategic plan has been initiated with much energy and decisiveness under the title of Fast Forward.

The number of contacts between dealers and customers is economical and occurs increasingly by telephone or online. Customers visit dealer branches only a few times a year. We therefore have to further improve our service provision to customers by harmonising our processes and finding integrated solutions for the transportation issues of our customers, including solutions and services. The sale of more solutions and services also leads to more contact. The margin pressure at Dealergroup Stern forces us to strive

more than ever to significantly improve our efficiency and effectiveness. Research has shown that sizeable savings are possible by redesigning the business processes at Dealergroup Stern.

The dealer operations form an important basis on which the services of Stern Mobility Solutions and Stern Car Services can be sold. Dealergroup Stern indeed has a direct relationship with an impressive number of retail and business customers. The growth of the lease, rental and insurance fleets managed by Stern Mobility Solutions increases Stern's grip on internal revenue flows, firstly to Dealergroup Stern for, among other things, purchases and maintenance of cars and secondly to Stern Car Services, for instance for car body repair services. Stern Mobility Solutions accordingly aims to have a fleet under management of 20,000 units by the end of 2020. Stern Car Services in turn sources car parts from Dealergroup Stern for repair works carried out by SternPoint and external sales via SternParts. Stern Car Services is working on a nationwide network of car body repair facilities.

To expedite the growth of Stern Mobility Solutions and Stern Car Services, besides accelerating organic growth we are also studying whether partnerships with parties of the same mind could be possible in order to realise additional value. Dealergroup Stern would also benefit from this.

The strategic plan can only be achieved with well-equipped, healthy and motivated employees. In view of the tightness in the labour market, finding, attracting and retaining employees is of strategic importance for the realisation of Stern's integrated strategy. They should be the best in their profession and be able to work with colleagues from other business divisions in order to adequately meet the mobility needs of customers. Stern encourages professional training and collaboration by employees in integrated Stern-wide projects.

People have a strong preference for customised work, also with respect to meeting their transport needs. People want to be able to choose the most suitable transport solution at all times. To be able to meet this expectation, Stern has to be continually and accurately aware of what motivates people. We maintain this by keeping in contact with them: physically in our showrooms and stores, but mainly via websites, by telephone, through social media and many other traditional and modern communication channels. At both macro and individual level, the collection, storage and analysis of customer and other data are an essential part of our business activities. This is the only way that Stern can deliver the service its customers and prospects expect and continue to exceed their expectations. Stern possesses a wealth of data that in itself represents a significant value. Stern hopes to capitalise on its raising of data collection, refinement and analysis to the level of a strategic objective in the near future. >>

Fiat Bravo / Brava
Car of the Year 1996



Stern Group Strategy 2017 – 2020: Fast Forward



- Management Report
- Dealergroup Stern
- Stern Mobility Solutions
- Stern Car Services
- Report of the Supervisory Board
- CSR Report
- Financial statements

Stern is an organisation in transition with a view to the long term. Significant investment was made in connection with strategic development in 2017 that will have an effect in the longer term and is necessary to realise the targeted improvement in EBITDA in 2020. In addition to direct costs of consultancy of € 0.8 million, much time was invested in developing plans for the change projects that are currently being implemented.

The Fast Forward plan has a horizon of three years, and among other things is designed to increase the efficiency and effectiveness of the core processes of Dealergroup Stern. To achieve this, a training programme for employees has been developed that focuses on the uniform approach to core processes. This more centralised and uniform approach also

requires more professional management. Investment has accordingly been made in formulating a management development programme for a group of talented managers. The programme started at the end of 2017. Partly due to the Fast Forward plan, a reorganisation expense of € 0.9 million is recognised for the redundancy of a number of employees.

Significant investment has been made at Stern Car Services in expanding the network from 12 branches to 18, with the ultimate aim of achieving a nationwide network. The processes have also been changed due to a new and more energy-efficient paint procedure on the basis of a new paint contract. The integration of the new branches and the implementation of the new paint contract both led to start-up losses.

- >> Corporate social responsibility is an essential part of Stern's strategy. Stern looks beyond its profit and loss figures and consciously focuses on the consequences of its business operations for people and the environment in both the short and the long term. We look primarily for sustainable solutions that deliver a social and/or environmental benefit in combination with a direct or indirect financial gain. Our sustainability policy goes further than what is required under legislation and regulation.

Financial situation

The Management Board takes the view that use of the going concern assumption is appropriate with respect to the financial reporting of Stern Groep N.V.

Profit after tax The profit after tax in 2017 came to € 7.5 million. This is € 3.8 million lower than in 2016. The profit before tax in 2017 came to € 9.4 million.

As in 2016, certain non-recurring items were recognised in the result for 2017. The balance of non-recurring items in 2016 was a gain of € 2.2 million before tax. In 2017, there was a positive balance amounting to € 1.3 million before tax.

The main non-recurring items in the result for 2017 are:

- the book gain on the sale of two premises of € 2.2 million;
- the costs of reorganisation of the operating companies of € 0.9 million.

After adjustment for the balance of non-recurring items in 2016 and 2017, there is a decline in the normalised profit before tax of € 2.8 million. This decline was largely due to the lower result at Dealergroup Stern, where sales margins significantly declined due to continuing volume and price pressure.

The Management Board uses alternative performance indicators that are not defined in IFRS. These are used because they provide additional insight into the company's performance. EBIT is defined in the financial statements. The EBIT and EBITDA thus derived used in the management report are therefore traceable.

Revenue The development of revenue broken down by segment was as follows:

Revenue per segment
(x € 1,000)

	2017	2016	Index
Dealergroup Stern	1,119,041	1,083,522	103.3
Stern Mobility Solutions	170,070	156,450	108.7
Stern Car Services	32,707	36,047	90.7
Other	135	743	18.2
Gross sales	1,321,953	1,276,762	103.5
Elimination IC and internal revenue	(197,276)	(179,132)	110.1
Net revenue	1,124,677	1,097,630	102.5

Revenue at Dealergroup Stern increased on balance by € 35.5 million (3.3%) to € 1,119.0 million. Revenue from new passenger cars was up 10.3%, mainly due to delayed demand from 2016. Revenue from new light commercial vehicles remained more or less unchanged. Revenue from used cars declined by 4.8% compared to 2016. A note on the revenue of Dealergroup Stern can be found on page 27.

At Stern Mobility Solutions, revenue was up € 13.6 million (8.7%) to € 170.1 million as a result of the further organic growth of the lease and rental activities. A note on the revenue of Stern Mobility Solutions can be found on page 32.

Revenue at Stern Car Services declined by € 3.3 million (9.3%) to € 32.7 million. This was due to the termination of the old-style SternPoint branches in 2016, at which only universal maintenance was offered. Revenue from car body repair activities and light commercial vehicle interiors increased in 2017. A note on the revenue of Stern Car Services can be found on page 37. Revenue from the Other segment declined to € 0.1 million as a result of the settlement of the operations of SternPixel.



Operating profit (EBIT) The breakdown of the operating profit into segments was as follows:

Operating profit (EBIT)
(x € 1,000)

	2017	2016	Index
Dealergroep Stern	4,918	13,957	35.2
Stern Mobility Solutions	10,344	7,732	133.8
Stern Car Services	(1,001)	(981)	102.0
Overige	(1,571)	(1,971)	79.7
	12,690	18,737	67.7

The operating profit of Dealergroup Stern fell by € 9.0 million to € 4.9 million (0.4% of revenue). The margin on sales of new and used cars declined by € 7.1 million (14.3%). The margin on sales of new passenger cars was down sharply, partly due to a higher proportion of sales to lease companies and changed bonus policies at several importers. Margins on the sale of new light commercial vehicles remained more or less unchanged. Margins on sales of used cars declined. At the end of 2016, the ACM decided that the advertised sale price of cars must be an all-in price, including delivery costs and any warranty conditions. This led to price competition and ultimately to lower margins on used passenger cars. Revenue and margins at the workshops of Dealergroup Stern increased in 2017.

Employee expenses at Dealergroup Stern slightly increased, mainly due to the effects of collective labour agreements and an increase in the number of mechanics due to higher workload at the workshops. Dealergroup Stern also recognised a reorganisation expense of € 0.9 million for the redundancy of a number of employees in 2017. The other operating expenses of Dealergroup Stern increased slightly due to a higher workload.

The operating profit of Stern Mobility Solutions came to € 10.3 million, an increase of € 2.6 million on 2016. The higher operating profit was due to the 9.1% increase in size of the lease fleet in 2017, as well as a lower interest expense due to the refinancing at the end of Q3 2017.

The operating profit at SternRent improved on the previous year, due to an on average larger fleet in 2017. The utilisation rate of the fleet also increased, from 75.1% in 2016 to 76.2% in 2017.

The operating profit of Mango Mobility improved on 2016, among other things due to a more efficient organisational structure. The operating profit of Mango Mobility was still negative in 2017. A small negative operating profit is also expected in 2018, but this will continue to improve as a result of further integration with Stern Mobility Solutions.

The operating profit of Stern Car Services came to € 1.0 million negative. The operating profit of SternPoint decreased slightly in 2017 compared to 2016 as a result of start-up losses in relation to the new branches. Revenue in 2016 was still positively affected by additional car body repair services resulting from a serious hail storm in the south of the Netherlands.

The operating profit of SternTec increased in 2017 compared to 2016 due to strong revenue growth.

The operating profit of the Other segment was € 1.6 million negative in 2017 compared to € 2.0 million negative in 2016. A significant portion of the negative result concerns holding costs that were not recharged. Stern has intentionally decided not to recharge all the holding costs to the segments, meaning that the Other segment will realise a negative operating profit by definition.

The costs associated with the development of the new strategy and the management of the company are for instance not included in the management fee charged to the segments.

A sale and leaseback transaction (SLB) for two dealer premises was concluded in December 2017, realising proceeds of € 16.5 million and a book gain of € 2.2 million. After repayment of mortgages amounting to € 7.0 million, there was a remaining net increase in liquidity of € 9.5 million.

A book gain of € 5.3 million on the SLB of the head office and the sale of one premises was recognised in the operating profit in 2016. Rental expenses have increased as a result of the SLB transactions. This is offset by lower depreciation expenses and lower interest expense as a result of the sale proceeds, all of which were used to pay down interest-bearing borrowed capital.



Alfa Romeo 156
Car of the Year 1998

The interest in Bovemij Verzekeringsgroep N.V. is measured by Stern at fair value. Changes in value, as well as dividends received, are recognised under other operating income. This led to income of € 2.1 million in 2017, while in 2016 it showed a loss of € 0.1 million.

Operating profit before depreciation and amortisation (EBITDA) The profit before interest, tax and depreciation and amortisation on property, plant and equipment and intangible assets (EBITDA) is as follows:

Operating profit before depreciation and amortisation (EBITDA)
(x € 1,000)

	2017	2016	Index
Dealgroupp Stern	8,093	16,937	47.8
Stern Mobility Solutions	59,572	56,355	105.7
Stern Car Services	(522)	(546)	95.6
Other	2,379	2,307	103.1
EBITDA (gross)	69,522	75,053	92.6
By cost of sales			
Depreciation and interest lease and rental	(49,017)	(48,398)	101.3
EBITDA (net)	20,451	26,655	76.7

In accordance with the provisions of IFRS, interest and depreciation expenses for the lease and rental operations are recognised under cost of sales. Taking account of these items, the gross EBITDA came to € 69.5 million in 2017, a decrease of 7.4% compared to 2016.

The net debt/EBITDA (gross) ratio of Stern Mobility Solutions was 3.38 at year-end 2017 (year-end 2016: 3.51). For Stern as a whole, this ratio was 4.24 at year-end 2017, compared to 4.00 at year-end 2016.

Result from participating interests The result from participating interests consists of Stern's share in the minority holdings in a number of cooperatives for fleets managed by Stern.

Financial income and expenses The financial expenses of € 3.3 million were € 0.1 million lower than in 2016. Working capital remained at a high level in 2017 due to inventory pressure from the industry.

Tax The profit before tax in 2017 came to € 9.4 million. The related tax liability is € 1.9 million. Only € 0.4 million of this liability is actually due in the short term. The remaining tax liability is set off against the deferred tax assets due to tax losses carried forward.

Balance sheet The balance sheet total at year-end 2017 amounted to € 625.1 million compared to € 623.9 million at year-end 2016. The increase of € 1.3 million was the result of an increase of € 16.1 million due to the growth of the lease and rental portfolio and a € 4.4 million increase in the inventory, offset by a € 23.0 million decline in trade receivables. This was due to a shift of the delivery pattern from the end of the year to January of the following year. In past years, many cars were delivered in the final month of the year in order to lock in favourable addition rules. Now that there are no longer adjustments in the addition rates, the traditional pattern of many deliveries in January is returning.

The item deferred tax assets declined by € 2.1 million due to the application of the tax liability on the result in 2017.

Equity increased in the year by € 2.4 million to € 159.3 million at year-end 2017. The increase is due to the profit after tax in 2017 of € 7.5 million, the positive change in value of the interest-rate swaps of € 0.5 million and a decline of € 5.7 million due to the final dividend for 2016 distributed in 2017 and the interim dividend for 2017.

Solvency Stern Group's overall solvency at year-end 2017 was 25.5%, compared to 25.2% at year-end 2016. Based on a standard solvency ratio for the leasing operations of 12.5% and for rental operations of 20.0%, the solvency of the other activities at year-end 2017 came to 34.0%, compared to 32.6% at year-end 2016. At year-end 2017, the solvency of the other activities (after deduction of goodwill) that is relevant for the bank covenants was 27.5% (year-end 2016: 26.5%). The minimum solvency level agreed with the banks is 25.0%.

The current dividend policy was established by the General Meeting in May 2012. The principle is that dividend may only be distributed if there is excess solvency. Excess solvency is calculated on the basis of a solvency ratio of 15.0% for the lease operations and 30.0% for the other operations. The excess solvency amounted to € 4.3 million at year-end 2017.



Shares and earnings per share The number of issued shares remained unchanged in the reporting year at 5,925,000. At year-end 2017, the company had 250,000 of its own – not cancelled – shares in portfolio. This is the same as in 2016.

The weighted average number of outstanding shares in 2017 was 5,675,000 (2016: 5,675,000). Based on the weighted average number of outstanding shares, earnings per share in 2017 amounted to € 1.32 (2016: € 2.00).

Equity per share Equity per share, calculated on the basis of the number of outstanding shares, increased from € 27.66 at year-end 2016 to € 28.08 at year-end 2017.

Financing


The process of refinancing the lease and retail operations was completed in 2017. The organic growth of SternLease together with the expiration of the facilities in mid-2017 were reason to realise appropriate finance for the lease portfolio in view of the growth strategy by structuring a securitisation facility. Facility A, for the retail activities, has been increased by € 10.0 million to € 80.0 million. The facility for SternLease is € 20.0 million higher at € 180.0 million and thus amply reflects the current size of the car portfolio and the growth ambitions of SternLease. These facilities run for three years until 30 June 2020. Facility A is provided on the basis of a borrowing base and is used to finance all activities apart from the lease activities. € 150 million of the facility for SternLease is based on securitisation of the lease portfolio. There is also a facility B available of € 30.0 million for vehicles not meeting the criteria for securitisation. Facility B is also provided on the basis of a borrowing base.

A minimum solvency ratio and a minimum interest cover ratio have been agreed with the banks. Stern has continued to comply with its bank covenants at all times. The interest expense is significantly more favourable than the previous conditions, especially for the lease finance. The banks providing the finance (ING, ABN AMRO and Rabobank) are each providing an equal amount of the total funding. The new financing structure will enable Stern to realise its growth ambitions in the coming years.

In addition to the captive finance company of Stern Auto, Mercedes-Benz Financial Services is also an important partner for the financing of the entire inventory of used passenger cars and light commercial vehicles of Dealergroup Stern and the rental fleet of SternRent. Based on a borrowing base, Stern has a credit facility with a limit of € 61.0 million for the financing of its entire used inventory and a limit of € 45.0 million for the financing of its rental fleet. Both these facilities have an unlimited term and a notice period of 13 months.

Volkswagen Pon Financial Services (DFM) is the partner of Heron Auto for the financing of the inventory of used passenger cars and light commercial vehicles and for the financing of working capital. The facility is based on a borrowing base and has a limit of € 11.0 million. The agreement is for an indefinite term.

Dealergroup Stern uses various credit lines at the financing companies of the car manufacturers (captives) for the financing of the inventory of newly registered and unregistered passenger cars, light commercial vehicles and demonstration cars. The financing costs and terms and conditions of the captive financing companies vary, and are increasingly related to the performance of car dealerships with respect to sales of financial mobility products of the captive or the car brand in question. Apart from its agreements with Mercedes-Benz Financial Services, this is not a desirable development for Stern from a strategic point of view. This means that Stern's use of credit from the captive financing companies, not only due to financing costs but also due to the financing terms and conditions, will be optimised by applying Stern's credit with its banks where possible.



Toyota Yaris
Car of the Year 2000

Dealergroup Stern



Preparation year for Fast Forward with declining dealer returns

Dealer returns were under pressure in the year in which we prepared for the implementation of our new strategy. Margins on sales particularly declined due to changes in variable bonuses and the increase of the share of fleet and lease (also private). We are also seeing a continuing shift of costs from the manufacturer to the dealer network: investments in professionalism and increasing inventory and franchise costs.

Numbers in 2017

24,257

2016: 21,632

Market share in 2017

5.9%

2016: 5.7%

Number of new passenger cars



Numbers in 2017

5,610

2016: 5,699

Market share in 2017

7.6%

2016: 8.1%

Number of new light commercial vehicles



Numbers in 2017

23,211

2016: 24,951



Used passenger cars and light commercial vehicles

Numbers in 2017

77

2016: 79



Branches

Numbers in 2017




1,590

2016: 1,602



Employees

Passenger cars

 <p>Mercedes-Benz Stern Auto</p> <p>Numbers in 2017 Market share in 2017</p> <p>2,672 16.9% 2016: 2,570 2016: 16.7%</p>	 <p>RENAULT Passion for life</p> <p>Arend Auto</p> <p>Numbers in 2017 Market share in 2017</p> <p>5,382 13.2% 2016: 3,829 2016: 10.9%</p>	 <p>Ardea Auto</p> <p>Numbers in 2017 Market share in 2017</p> <p>5,485 23.0% 2016: 4,842 2016: 22.7%</p>
 <p>Svala Auto</p> <p>Numbers in 2017 Market share in 2017</p> <p>1,084 7.6% 2016: 1,253 2016: 8.7%</p>	 <p>Jager Auto</p> <p>Numbers in 2017 Market share in 2017</p> <p>110 5.8% 2016: 113 2016: 7.0%</p>	 <p>Vireo Auto</p> <p>Numbers in 2017 Market share in 2017</p> <p>743 7.5% 2016: 929 2016: 8.6%</p>
 <p>Volkswagen Heron Auto</p> <p>Numbers in 2017 Market share in 2017</p> <p>1,744 4.1% 2016: 1,534 2016: 3.5%</p>	 <p>Heron Auto</p> <p>Numbers in 2017 Market share in 2017</p> <p>528 3.6% 2016: 496 2016: 3.4%</p>	 <p>Havik Auto</p> <p>Numbers in 2017 Market share in 2017</p> <p>1,860 5.3% 2016: 2,035 2016: 6.3%</p>
 <p>Durmi Auto / Havik Auto</p> <p>Numbers in 2017 Market share in 2017</p> <p>2,119 9.1% 2016: 1,670 2016: 8.9%</p>	<p>Other brands</p> <p>Smart, Dacia, Nissan, Jaguar, Alfa Romeo, Lancia, Jeep, Mitsubishi, Subaru, Seat en Škoda</p> <p>Numbers in 2017</p> <p>2,530 2016: 2,361</p>	

Management Report

Dealgroupp Stern

Stern Mobility Solutions








Stern Car Services

Report of the Supervisory Board

CSR Report

Financial statements

Light commercial vehicles

 <p>Mercedes-Benz <i>Stern Auto</i></p> <p>Numbers in 2017 2,018 2016: 2,007</p> <p>Market share in 2017 17.7% 2016: 18.3%</p>	 <p>RENAULT Passion for life</p> <p><i>Arend Auto</i></p> <p>Numbers in 2017 1,038 2016: 941</p> <p>Market share in 2017 11.2% 2016: 10.9%</p>	 <p><i>Arend Auto Nissan</i></p> <p>Numbers in 2017 24 2016: 0</p> <p>Market share in 2017 2.4% 2016: 0%</p>
 <p><i>Ardea Auto</i></p> <p>Numbers in 2017 1,740 2016: 1,828</p> <p>Market share in 2017 18.2% 2016: 19.2%</p>	 <p><i>Vireo Auto</i></p> <p>Numbers in 2017 95 2016: 123</p> <p>Market share in 2017 2.6% 2016: 3.9%</p>	 <p><i>Heron Auto</i></p> <p>Numbers in 2017 435 2016: 530</p> <p>Market share in 2017 2.8% 2016: 3.3%</p>
 <p><i>Havik Auto</i></p> <p>Numbers in 2017 260 2016: 270</p> <p>Market share in 2017 3.9% 2016: 4.3%</p>		

Fast Forward

The strategic reorientation has led to the combination of car retail activities into a single Dealergroup Stern, while preserving what is known as brand dedication. A number of sizeable projects will be carried out as part of the Fast Forward programme that should lead to organic growth and increasing profitability of the dealer activities at Stern. We are working on further increasing our customer focus and uniform working methods based on best practices in more than 80 companies.

Uniform processes, dashboards and KPIs will be implemented in the workshops. The aim here is to achieve a higher level of service for our customers and higher profitability of the workshops. Regarding sales, the first priority is the effort to improve our Internet presentation (inventory) and the lead process. Our aim is to achieve a modern sales experience for customers and improve our lead conversion. In addition, a central but brand-dedicated customer service centre will be set up for all the dealerships. The aim here is to make Stern more accessible and intensify our sales effort.

Growth of market share

For new passenger cars, we saw strong growth in our market share in almost all brands (from 5.7% to 5.9%). On the other hand, light commercial vehicles and used cars declined slightly in both market share and number (from 8.1% to 7.6% and from 24,951 to 23,211, respectively). Sales of used cars were under pressure as a result of the focus on new cars.

41.9% of the total number of registrations of new passenger cars in 2017 concerned lease cars (2016: 36.8%; 2015: 41.2%). The increase in registrations by lease companies came to 33,176 units (23.6%) and thus accounts for the majority of the increase in the total number of registrations in 2017. This is largely due to delayed demand in 2016 for cars with 25% additional tax liability rate as a result of the changes to the additional tax liability rules. With effect from 1 January 2017, the additional tax liability rate for all cars that are not fully electric has been harmonised at 22%.

Note on revenue at Dealergroup Stern

Revenue at Dealergroup Stern The revenue of Dealergroup Stern before elimination of intercompany and internal revenue from sales of new and used passenger cars and light commercial vehicles was as follows:

Revenue Dealergroup Stern before elimination of intercompany and internal revenue
(x € 1,000)

	2017	2016	Index
New passenger cars	492,662	446,680	110.3
New light commercial vehicles	150,924	150,639	100.2
Used passenger cars and light commercial vehicles	277,122	291,096	95.2
	920,708	888,415	103.6

414,538 new passenger cars were registered in the Netherlands in 2017, an increase of 32,015 compared to 2016, when the lowest figure for 20 years was recorded. The main cause of this large market fluctuation lies in government tax policy with respect to cars and in particular the changes in the addition rules in past years.

At national level, 30.7% of registrations in 2017 (127,221 units) concerned consumers. In 2016, this figure was 129,844 units or 33.9%. The number of new passenger cars purchased by consumers declined by 2.0% in 2017. Part of this decline was because consumers are increasingly choosing a form of private lease or a nearly new car.

Dealergroup Stern sold a total of 24,257 new passenger cars in 2017, an increase of 12.1% compared to 2016. This represents a clear outperformance of the national market, where an increase of 8.4% compared to 2016 was realised. The market share of new passenger cars came to 5.9% in 2017, compared to 5.7% in 2016.

The average sale price for passenger cars excluding VAT and luxury tax (BPM) realised by Dealergroup Stern in 2017 was approximately € 20,000, which is fractionally lower than in 2016, partly due to lower sales of (expensive) plug-in hybrids.

The used car market stagnated in 2017, with intense price competition. At national level, the number of used passenger cars sold (B2C) was virtually unchanged on 2016. The number of imported used cars rose by 17.5% at national level. Dealergroup Stern also imported attractive nearly new used cars from other EU countries in 2017 for sale to end users in the Netherlands. On balance, Dealergroup Stern's sales of used passenger cars and light commercial vehicles were down 7%.



Stern has a strong focus on the sale of used cars to consumers. All used cars sold to consumers come with SternGarant as standard. This offers the consumer an extensive two-year warranty, as long as the car is maintained by a Stern company.

The number of new light commercial vehicles sold by Dealergroup Stern remained more or less unchanged on 2016 at 5,610 units. Stern's market share in this segment came to 7.6% in 2017. This is slightly lower than in 2016 (8.1%), mainly due to a relatively larger market volume by brands not represented by Stern. Part of Stern's strategy is to grow to a market share of at least 10% of the national market for light commercial vehicles over time.

Revenue after-sales Dealergroup Stern The revenue at Dealergroup Stern from workshops and warehouses before elimination of intercompany and internal revenue was as follows:

Revenue from after-sales at workshops and warehouses before elimination of intercompany and internal revenue (x € 1,000)

	2017	2016	Index
Workshops	86,084	83,160	103.5
Warehouses	112,249	111,947	100.3
	198,333	195,107	101.7

Revenue from workshops (including preparation costs for road use for new and used passenger cars and light commercial vehicles) increased by 3.5% in 2017 to € 86.1 million. According to the BOVAG industry barometer, revenue from workshops at national level until the end of the third quarter of 2017 rose 0.3%. Dealergroup Stern thus clearly outperformed the market in 2017, as it did in 2016. Dealergroup Stern actively employs customer contact centres whereby customers are actively approached for workshop bookings.

Revenue from warehouses at Dealergroup Stern consists of supplies of parts via the internal workshops, delivery of parts to large customers, such as multibrand garages and large car body repair chains (known as preliminary sales revenue). Revenue from parts via the workshops was up 3.1% in 2017, mainly due to higher workload at the workshops. Preliminary sales revenue was down 4.8% in 2017, due to the loss of revenue from the car body repair chain CARE as a result of its bankruptcy in January 2017. This was partly offset by increased business at SternLogistics.

SternLogistics has a route service with national coverage that delivers parts for all the 21 car brands represented by Stern to its own car body repair businesses and also to multibrand garages and external car body repair businesses. SternLogistics also provides logistics services for non-Stern brands.

Alfa Romeo 147
Car of the Year 2001





- Management Report
- Dealgroupp Stern**
- Stern Mobility Solutions
- Stern Car Services
- Report of the Supervisory Board
- CSR Report
- Financial statements



Arnoud Zuijendorp
Director Dealgroup Stern
Director Stern 1



Huib van den Brule
Director Stern 2



Gerrit Klock
Director Stern 3



Matthieu Snel
Director Stern 4



Rob Visser
Director Stern 5



Finus Porsius
Group controller

Stern Mobility Solutions



Innovative, complete and adaptable

In addition to operating leases, car rental and fleet management, Stern Mobility Solutions also manages the portfolios of SternGarant, SternPolis and SternCredit. The recent integration of Mango Mobility has added a complete e-Mobility proposition to the division.

Numbers in 2017

14,217

2016: 13,149



Fleet under management

Numbers in 2017

670,059

2016: 570,897



Rental days sold

Numbers in 2017

3,424

2016: 3,306



E-mobility products

Numbers in 2017

69,201

2016: 67,103



Mobility contracts

Numbers in 2017

172

2016: 175



Employees



Management Report

Dealgroep Stern

Stern Mobility Solutions

Stern Car Services

Report of the Supervisory Board

CSR Report

Financial statements



With its complete offering of mobility services and financial mobility products, Stern Mobility Solutions is now optimally positioned and has everything it needs to present new integrated propositions to the market. An adaptable and customer-oriented organisation is being built. The development from a classic lease and rental business into a leading total provider of mobility services is thus on track. The close cooperation with Dealergroep Stern here clearly adds value for customers.





Good results and strong growth

Stern Mobility Solutions performed well in 2017, with another excellent financial result. The total portfolio of vehicles under management has now exceeded the target of 14,000 contracts set for 2017. We aim to achieve further significant growth in the lease, rental and management portfolios in 2018 as well. Developments such as the rise of private lease, car-sharing concepts and further electrification of the fleet present opportunities. Part of this growth will have to come from new and innovative mobility services. Sales in this field lead to long-term customer relationships and are valuable in the mutual cooperation with Dealergroup Stern.

Note on revenue at Stern Mobility Solutions

Revenue Stern Mobility Solutions Revenue before elimination of intercompany and internal revenue in 2017 amounted to € 170.1 million compared to € 156.5 million in 2016, an increase of 8.7%.

Revenue Stern Mobility Solutions before elimination of intercompany and internal revenue
(x € 1,000)

	2017	2016	Index
Leasing	114,304	107,942	105.9
E-Mobility	8,776	8,443	103.9
Rental	46,990	40,065	117.3
	170,070	156,450	108.7

As part of the new strategy, the Mango activities are included in the Stern Mobility Solutions segment with effect from 2017. In the previous year, this entity was included in the Other segment. The comparative figures have been adjusted due to this change of segment.

The features of the lease fleet and the rental fleet are as follows:

	2017	2016	Index
Leasing			
Revenue from leasing	114,304	107,942	105.9
Carrying amount of lease fleet at year-end (x € 1,000)	181,693	170,805	106.4
Number of contracts at year-end	11,022	10,099	109.1
Carrying amount per contract (x € 1)	16,485	16,913	97.5
Rental			
Revenue from rental	46,990	40,065	117.3
Carrying amount of rental fleet at year-end (x € 1,000)	42,184	36,977	114.1
Number of contracts at year-end	2,417	2,213	109.2
Carrying amount per contract (x € 1)	17,453	16,709	104.5

The national lease fleet increased by 8.7% in 2017 to approximately 860,000 vehicles at year-end 2017. The lease fleet of SternLease increased by 9.1% due to organic growth in 2017 to 11,022 vehicles. The lease products of SternLease are offered through the showrooms of Dealergroup Stern. The Stern dealers receive an incentive in line with the market for lease contracts concluded through this channel. Contracts introduced in this way are known as 'dealer lease' contracts. This sales channel is part of the strength of SternLease compared to other lease companies. SternLease thus has at its disposal a very extensive point-of-sale network in the Netherlands.

In addition to sales through Dealergroup Stern, SternLease itself has sales departments in various regions. This sales channel is known internally as "region lease". The strong increase in the lease fleet of SternLease in 2017 was due to both dealer lease and region lease contracts.

In addition to the lease fleet Stern Mobility Solutions also manages contracts in relation to financial leases, fleet management, car rental and warranties and maintenance. With a total of 30,087 contracts (2016: 28,445 contracts) Stern Mobility Solutions is one of the top ten Dutch lease companies.

The fleet management provided by Stern Mobility Solutions for the account and risk of its customers is incorporated in independent cooperatives for each customer. Stern's interest in these cooperatives is held by SternPartners. The SternPartners fleet declined from 837 vehicles at year-end 2016 to 726 vehicles at year-end 2017.

Revenue at SternRent increased by € 6.9 million (17.3%) in 2017 compared to 2016. The rental fleet at year-end 2017 consisted of 2,417 vehicles, compared to 2,213 at year-end 2016, an increase of 9.2%. This growth was accompanied by a higher utilisation ratio and solid daily rates. Services to businesses increased in 2017, partly due to the application of short lease vehicles. In addition, revenue from consumers continues to grow.

Mango Mobility was affected by a serious fire in October 2017, that brought the experience centre in Amsterdam to a complete standstill. The activities were transferred to the existing Mango location in Weesp. Despite the loss of the location in Amsterdam, revenue at Mango Mobility was up 3.9% in 2017 to € 8.8 million. The plan is to renovate the location for a branch of Dealergroup Stern.



Marco Vlaar
 Director Stern Mobility Solutions



Arnout Veld
 Controller Stern Mobility Solutions

Stern Car Services



Numbers in 2017

24,987

2016: 22,937



Damage cases settled

Numbers in 2017

18

2016: 12



Car body repair facilities

SternPoint

The expansion from 12 to 18 branches was achieved in 2017 according to the strategic plan. A start has been made with five former branches of CARE and we acquired the car body repair business Been Autoschade in Groningen. The name of SternSchade was changed to SternPoint on 1 July 2017 to clearly show our decision to expand the activities. Car body repairs will continue to form the basis for this segment. Certain other activities have however been added, such as windscreen repair and replacement, changing of winter and summer tyres, vehicle graphics, car wrapping, light commercial vehicle interiors and the fitting of tow hooks.

Numbers in 2017

899

2016: 826



Interiors sold

Numbers in 2017

166,010

2016: 161,075



Number of packages transported

Numbers in 2017

276

2016: 211



Employees



- Management Report
- Dealergroup Stern
- Stern Mobility Solutions
- Stern Car Services**
- Report of the Supervisory Board
- CSR Report
- Financial statements

Halfway through the year, the branches were the first repair chain to be certified as meeting the new guidelines under both ISO 9.001 and 14.001-2015. The management team was also strengthened. Obtaining brand certifications was the priority, as this is part of our plan to continue to offer repair services that are becoming increasingly complex in future.





Investing in expertise

As more driver assistance systems such as adaptive cruise control and pedestrian detection collision avoidance become available, especially in combination with high-voltage hybrid cars, fewer car body repair businesses will be able to repair these cars competently. This requires investment both now and in the future in both equipment and highly qualified personnel, which has led to pressure on profits at SternPoint. Despite this, the SternPoint management is convinced that this is a necessary precondition for a sound future. There was also a change in the mix of customers during the year. Strategic cooperative agreements were entered into with various customers, which led to significant growth in referred repairs.

Parts

SternParts showed very good revenue growth, despite the bankruptcy of CARE. Logistics services were further optimised during the year and all sales agents fully focused on the sale of parts for all brands. We have also now added a number of other brands to our logistics division that are not carried by Dealergroup Stern.

Light commercial vehicle interiors

SternTec showed a good increase in revenue compared to 2016. Various tenders were successful and this raises the prospect of further growth in 2018. SternTec is expanding its range in anticipation of market demand.

Note on revenue at Stern Car Services

Revenue Stern Car Services Revenue at Stern Car Services before elimination of intercompany and internal revenue was divided between the various operations as follows:

Revenue Stern Car Services before elimination of intercompany and internal revenue
 (x € 1,000)

	2017	2016	Index
Car body repair services	28,618	26,393	108.4
Light commercial vehicle interiors	4,089	3,411	119.9
Multibrand garage activities	0	6,243	0.0
	32,707	36,047	90.7

As part of the new strategy, the SternTec activities are included in the Stern Car Services segment with effect from 2017. In the previous year, these entities were still included in the Other segment. The comparative figures have been adjusted due to this change of segment.

Revenue in the Stern Car Services segment declined by € 3.3 million (9.3%) to € 32.7 million in 2017. The decline was due to the transfer of the revenue from the multibrand garage activities and the associated employees from four old-style SternPoint branches to Dealergroup Stern on 1 September 2016. The results of these transferred activities are recognised under the Dealergroup Stern segment with effect from that date.

The new strategic plan provides for a greater focus on services and solutions. As part of this, the car body repair facilities have expanded their existing services with the addition of simple maintenance, windscreen repairs, tyre changes, battery replacement and the fitting of tow hooks. These activities will be operated under the name of SternPoint. The rebranding was effected in the first half of the year, and the signage has been changed at all locations.

The network was significantly expanded from 12 to 18 branches in 2017. The aim is to achieve national coverage with a network of approximately 25 branches.

Due to the network expansion, revenue from the car body repair activities increased on balance by € 2.2 million or 8.4% in 2017 compared to 2016, against an estimated national decline in revenue of 4.3%. An increase in brand-certified car body repair services for insurers was another significant growth factor in addition to the increase in the number of branches. Revenue in 2016 was still positively affected by additional car body repair services resulting from a serious hail storm in the south of the Netherlands. The number of car repairs (assignments) carried out by SternPoint was up 8.9%, with the average repair bill remaining more or less unchanged.

Revenue from light commercial vehicle interiors, part of SternTec, increased by € 0.7 million or 19.9% in 2017 compared to 2016, partly due to good sales of interior modules for light commercial vehicles.



Rob Visser
 Director Stern Car Services



Olivier Hoffmann
 Controller Stern Car Services



Guus Baris
 Director SternPoint

Number of employees (in numbers)

2,323

2016: 2,262



Number of employees (in FTE)

2,106

2016: 2,051



Employees with permanent contracts

1,617

2016: 1,629



Employees with fixed-term contracts

489

2016: 422




Diversity at Stern Group

1,883 223

2016: 1.830

2016: 221

Men: 89% Women: 11%





Diversity of the Management

(% women)

Supervisory Board: 40%

Management team: 17%



Average age

43.1

2016: 42.2

Absenteeism

4.8%

2016: 4.2%

Trainees

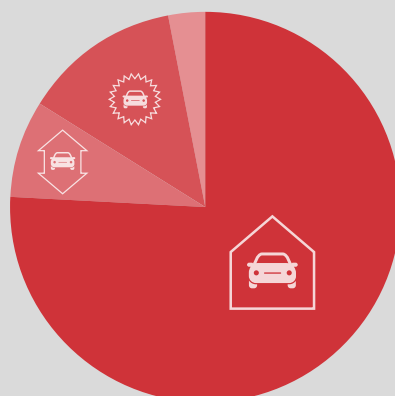
120 trainees

Professional practical skills course (Beroeps Begeleidende Leerweg)

60 interns

Vocational training diploma (Beroeps Opleidende Leerweg)

Employees per division



	Dealergroup Stern	76%
	Stern Mobility Solutions	8%
	Stern Car Services	13%
	Other	3%

Personnel

Stern and its employees

The car world is changing rapidly as a result of developments in the Internet, technology, sustainability, mobility, finance and closer customer relationships. To reflect this, Stern encourages creativity and innovative ways of thinking, also by getting people with different backgrounds to work together. Stern strives to provide a stimulating working environment for talented men and women. In this context, Stern wants to make a difference, with the ambition of being the most valued and recommended mobility partner in the Netherlands.

Based on Stern's formulated ambition, external developments and our internal plans, we have arrived at the essence of what we have: a proud, professional and customer-oriented workforce that knows how to retain our customers and encourage them to make more use of our product offering. By keeping our employees interested and retaining them, we reinforce Stern's position. Our HRM department has an important contribution to make here.

Working with more than 2,300 employees involves many obligations. Firstly, to keep things manageable and secondly to properly fulfil our formal role as an employer. To bring this in line with Stern's ambition, the HRM organisation was changed at the beginning of 2017 from a decentralised to a centralised organisation and the role of HRM was raised to Management Board level. The entire staff administration has been centralised (HR Service Centre) and an HR Business Partner has been appointed for each cluster. The crucial issues here are a 'to measure is to know' attitude, a proactive approach and speed of delivery.

The HRM team has developed in 2017 to a strong, enthusiastic and professional team that supports Stern and the clusters in the realisation of their objectives. These are:

- Stern has to be a strong and attractive employer.
- We want the best professionals in our industry to choose to work for Stern.
- Our employees make the difference, both for our customers and internally for Stern.
- Our employees enjoy working for Stern and are proud to do so.

The group had 2,106 employees (FTE) on 31 December 2017, compared to 2,051 (FTE) at the end of 2016. The increase was due to the expansion of the activities of Stern Car Services.

Vitality

Employees have to be able to feel healthy and safe at their workplace, both physically and mentally. Stern is committed to providing safe working conditions for its employees. For some employees, following safety regulations is mandatory (such as wearing safety glasses or footwear). In case of disasters, company emergency response team members organise evacuation, first aid and communication with the emergency services. We regret to report that three serious workplace accidents occurred in 2017 (2016: nil).

The absenteeism rate is a measure of the health of the organisation. Absenteeism can never be completely eradicated, as anyone can become ill. A relatively high absenteeism rate is however an indication of employee commitment, the state of the organisation with respect to sick leave and the corporate culture. From this perspective, Stern Car Services conducted a pilot study in 2017 with an innovative online programme focusing on long-term employability. In essence, this concerns a future-oriented dialogue between employees and their managers, in which the employee takes responsibility for healthy behaviour and improving performance by continually adjusting to what is necessary, both now and for the future. It has been decided to apply this method to another cluster in 2018.

Unfortunately, absenteeism at Stern as a whole rose in 2017, despite our aim to reduce it. The major occupational hazard in our industry continues to be physical injury. Absenteeism came to 4.8% in 2017 (2016: 4.2%). The average in the Netherlands in our sector was 3.8% in 2016. In 2017, there was in particular a rise in long-term sickness. The number of sickness reports increased by 1.8%.

In 2018 we have transferred to a single health and safety service that operates in an innovative and productive way and has access to all institutions and moreover provides guidance for absenteeism, reintegration and case management. Employees reporting sick are contacted directly. The health and safety service advises managers as to how to maintain the employability of employees as far as possible despite their



condition. Attention is also devoted to preventing absenteeism in order to promote the employability and fitness for work of employees in the long term. We hope that this quick response and different approach will positively affect absenteeism in 2018.

Diversity

Like other companies in the automotive industry, Stern has a high proportion of male employees (89%). We are pleased to note that the number of women in managerial positions has increased in recent years. The Management Team of Stern Group consists of six men and one woman, which reflects the ratio of men to women in the industry and at Stern. The Management Team features a broad diversity in terms of age, education and professional background. The Supervisory Board consists of three men and two women of various ages and with various professional backgrounds. Further details of the members of the Supervisory Board are given on page 52.

Stern has classified its workforce in four main groups: Dealergroup Stern, Stern Car Services, Stern Mobility Solutions and Stern Facility Services. A list of FTEs and the number of employees per division and the breakdown of employees by type of contract, gender and age is provided on page 42.

Employment benefits

The general employment benefits at Stern reflect the industry collective labour agreements (CLA) and have been declared generally binding. Medium-sized and large companies can conclude their own company-specific CLAs. The benefits from the flexibility of having a Stern CLA do not appear to outweigh the disadvantages of having to negotiate with the trade unions on our own behalf. The negotiation at industry level for the industry CLA is fine, and such a CLA offers transparency for our employees. The following CLAs apply at Stern: the CLA for the motor vehicles industry and the CLA Auto Body Shops. There are also five Stern companies not subject to a CLA.

We strive to set the same employment benefits that we can determine ourselves for all employees, and these secondary employment benefits are established in the Stern Employee Manual.

For most employees, the remuneration policy is set by the CLAs. Stern has a bonus system for a number of employees, mainly in sales positions. Stern will implement a job-salary structure for its non-CLA companies with effect from 2018.

Learning and development

Learning and development is an important HRM tool for motivating every layer in the organisation to cooperate in building Stern for the future. We need the best professionals on board to achieve this. Once an employee joins us, it is just as important to ensure that we continue to engage and retain employees and that they continue to develop for the organisation. The craftsmanship of our employees is the central focus of all training activities. All our mechanics have taken an additional training programme at the car importers. This prepares them for the future and gives them specialist skills in new techniques. Our sales advisers are also regularly trained in product knowledge and with respect to conduct. Employees are also given the opportunity to follow individual courses and training where needed. Employees spent a total of 21,068 hours on training during working hours in 2017.

Stern is in transition, and its focus is on more solutions and services. For this reason, a leadership programme was initiated in 2017 with the aim of involving talented managers in the transition and assisting their personal development in the field of senior management. 14 managers were selected for the programme who are also actively participating in the Fast Forward projects as part of the programme. The leadership programme will continue until the end of 2018. Another leadership programme is planned for 2019.

Engaged employees

Preparations for an Employee Engagement Survey (EES) were started in the fourth quarter of 2017. Stern hopes this will provide insight into the working experience of employees and measure their satisfaction, engagement, enthusiasm, loyalty, motivation and customer orientation. In addition to this clear objective, it is important that the survey is widely supported within the organisation. The survey will commence at the end of May 2018 to ensure that there is ample time to conduct it properly.



Working at Stern

The labour market is changing, the population is ageing and good personnel are hard to find. It is important that Stern is visible and attractive as an employer to ensure that the best people come to work at Stern. The economic prospects mean that it will become more and more difficult to attract motivated technical personnel in future. There is visible tightness in the labour market at the dealerships and car body repair businesses and it is difficult to fill vacancies. Various priorities have been set by HRM in its recruitment policy.

Uniformity contributes to a professional image in the labour market and the image of Stern. The website werkenbijstern.nl will be renewed in 2018 and standardisation of the administrative application procedure should support the management in the efficient recruitment and selection of the right employees. The building of a strong Stern brand is also essential to stay ahead of the competition and attract applicants to Stern.

Bribery and corruption

The Code of Conduct of Stern Group sets out a policy to prevent bribery and corruption. The Code of Conduct has been available on www.sterngroep.nl for several years. The Stern Employee Manual that new employees receive on entering employment also devotes attention to the policy we pursue with respect to the

prevention of bribery and corruption. The risk of corruption is limited because the prices for the most important category on the procurement side (new cars) are set by the importers. On the sales side, the most important transactions (car sales) are fully evaluated with separation of functions. Both the Code of Conduct and the Employee Manual will be revised in 2018.

Human rights

As a Dutch retailer with activities exclusively within national borders, Stern naturally respects all national legislation and regulation, also with respect to human rights. Emphasising this would appear to be unnecessary, however we are required to make this statement under European regulation regarding the publication of non-financial information.

Stern does not have an active policy with respect to human rights, since it operates exclusively in the Netherlands where these risks do not apply. The risks apply more at second-tier suppliers, over which Stern has only minimal influence.

Our branches



Fiat Panda
Car of the Year 2004

Employee numbers

	2017			2016		
	Men	Women	Total	Men	Women	Total
Employees at year-end in FTE						
DealerGroup Stern	1,432	158	1,590	1,449	153	1,602
Stern Mobility Solutions	138	34	172	137	38	175
Stern Car Services	269	7	276	202	9	211
Other	44	24	68	42	21	63
Total	1,883	223	2,106	1,830	221	2,051

Employees at year-end in numbers

DealerGroup Stern	1,551	214	1,765	1,560	212	1,772
Stern Mobility Solutions	145	44	189	143	47	190
Stern Car Services	279	13	292	210	14	224
Other	47	30	77	47	29	76
Total	2,022	301	2,323	1,960	302	2,262

	2017			2016		
	Permanent contract	Fixed-term contract	Total	Permanent contract	Fixed-term contract	Total
Employees at year-end in FTE						
DealerGroup Stern	1,255	335	1,590	1,278	324	1,602
Stern Mobility Solutions	137	35	172	138	37	175
Stern Car Services	169	107	276	162	49	211
Other	56	12	68	51	12	63
Total	1,617	489	2,106	1,629	422	2,051

Employees at DealerGroup Stern at year-end in FTE

Stern 1	306	106	412	313	79	392
Stern 2	192	54	246	189	53	242
Stern 3	301	38	339	314	45	359
Stern 4	200	52	252	199	64	263
Stern 5	256	85	341	263	83	346
Total	1,255	335	1,590	1,278	324	1,602

Employees at Stern Mobility Solutions at year-end in FTE

SternLease	38	10	48	39	9	48
SternRent	76	8	84	78	5	83
Mango Mobility Services	23	17	40	21	23	44
Total	137	35	172	138	37	175

Employees at Stern Car Services at year-end in FTE

SternPoint	155	100	255	150	42	192
SternTec	14	7	21	12	7	19
Total	169	107	276	162	49	211

Other employees

Other	56	12	68	51	12	63
Total	56	12	68	51	12	63

Henk Hofstede, automotive specialist at ABN AMRO

MAAS is the new watchword

The future of automotive

Henk Hofstede points out that government policy has a huge influence on the sector, mainly through tax regulation. Hofstede: "The unpredictability of this means that the industry has to be flexible. Take for instance the current oversupply of diesel cars in the second-hand market that has arisen as a result of this policy. Or the spike in sales in the hybrid market in 2015 that was driven largely by tax breaks."

"Local authorities are also making their own policy. The impact on the car landscape due to the introduction of environmental zones is increasing, and this is only the beginning. CO₂ emissions will be the major differentiator."

Fewer lease cars

Hofstede: "CO₂ emissions are also important in business. There will be fewer lease cars and choice will be limited to models with the lowest emissions, that will also be shared internally. We are seeing employers giving their employees a mobility budget they can use for their own personal

combination of electric or hybrid cars, e-bikes, public transport and even taxis. The lease fleet is declining, and car-sharing reserved through apps is on the rise. There are also companies that set a CO₂ budget for each employee, who would have foreseen that a few years ago? Mobility as a Service, or MAAS, is the new watchword."

Teasing customers

Hofstede: "The automotive sector has to actively reflect the desire for customised mobility, for example private lease in the form of sharing concepts, possibly in combination with trendy electric bicycles or a flexible pool with larger comfortable cars for holidays and smaller efficient cars for daily use. Stern could be a centre for customised mobility solutions, especially if you have a strong regional position and also have a position in e-bikes and e-scooters with Mango Mobility. You need to tease your customers, and make the customer experience entertaining!"

Risks

Strategic risk management enables the Management Board of Stern to deal transparently with the risks that threaten the realisation of the organisation's objective. The realisation of this objective leads to long-term value creation for Stern's shareholders. Risk management is not a guarantee that the objective will actually be achieved, but it provides insight into the risks and opportunities associated with the objective and the control measures to be implemented. Risk management focuses on the management of strategic, operational and financial risks and opportunities.

Strategic risks are external events or circumstances that negatively affect the feasibility of Stern's objective and thereby prevent value creation and threaten existing values. Operational risks are internal events or circumstances that hinder the implementation of the strategy and therefore the realisation of the objective. This includes risks arising from failure to comply with legislation and regulation (compliance risks) and the provision of adequate management information. Financial risks concern the meeting of financial targets, financial obligations and ratio levels set by the banks.

The process of identifying and managing the risks associated with our business operation has become increasingly professional in recent years. A structured process is used at Management Board level to evaluate the major risks that could affect Stern.

Since 2017, Stern uses a risk register that describes the risks, their financial and other effects, their likelihood of occurrence, the control measures and the actions taken. The risk register is updated twice a year and discussed at the meeting with the Supervisory Board.

A number of specific risks to which Stern is exposed are explained in note 31 to the financial statements on page 119 and following, providing information on matters including credit, liquidity and market risk. Stern does not consider these risks to be unusual for its business, either in nature or scale. To the extent relevant, Stern takes out insurance for a number of normal risks whereby the financial consequences of a disaster can be compensated as far as possible.

We consider the following risks as material to our business operation.

Strategic risks

Dependency on suppliers Stern retails more than 20 car brands in the Netherlands. Due to European regulations, the dealer contracts and their size, the manufacturers and importers have a significant influence on price setting, the product offering, the rates, investment and the business operation. With a monopoly position and the concentration of contract partners, the importers have a strong grip on the automotive market in the Netherlands. The allocation of dealer regions by importers limits Stern in its growth towards national coverage and name recognition in order to become the mobility partner in the Netherlands. While the number of dealers in the Netherlands has declined as a result of consolidation, there are doubts as to whether the current number of dealerships is future-proof. The number of transactions at each branch needs to increase for dealer returns to improve, but it is doubtful whether the importers recognise the need for rigorous further reduction of the number of dealer branches. Or for instance, the splitting of the sales and the after-sales network so that the number of sales branches can be reduced and (smaller) service points can be retained.

The car manufacturers also have a strong need for direct contact with the end customer, which puts increasing pressure on the manufacturer-importer-dealer-customer chain. This is vastly increasing the level of dependency on manufacturers and importers. One example is the connected car, whereby manufacturers and importers maintain a hold on the car and the customer even after the sale. The influence of the importers is difficult to predict and limits Stern's options for rolling out an independent strategy. On the other hand, the importers are at the same time strategic partners because the exclusive dealer contracts give Stern a unique position in the Dutch car market and are necessary for the continuity of the dealers.

The car manufacturers have been engaged in cutting their costs of distribution in order to boost their own profits for several years. The car importers, which formerly were wholesalers with large inventories, are increasingly becoming local marketing offices that have to work according to the instructions of the car manufacturers. The consequence is that Stern's dealers have to absorb increasing amounts of car inventory. This increases price risk, reduces residual margin, increases balance sheet volume and reduces solvency.

Technology Cars have improved technically to the point that the number of garage visits needed has fallen over the past decades. The car manufacturers are investing heavily in



the development of (fully) electric cars and car connectivity. The connected car will in future also be able to receive updates "Over The Air" (OTA). The speed at which these technological developments are being realised and widely applied is difficult to predict.

European and national regulation Stern's business is affected by a multitude of legislation and regulation, at both European and national level. The government can impose measures that significantly affect the automotive market. This may pose a threat to some business operations in the short term, which could have a material negative effect on operating profit. Measures designed to protect the environment, such as (additional) taxation of the ownership and use of cars will also have a negative effect on customer behaviour with respect to purchasing and driving.

Operational risks

Automation and data security Efficiently operating ICT systems in combination with the quality of the data used are of great importance to Stern. This entails much more than simply continuity of the data processing. It also concerns the integrity of the data and programming and the associated decision-making process. The number of customers, products, locations, suppliers and their mutual interdependence make this a complex system.

Failing or inadequate ICT systems could pose a threat to the continuity of the business as a whole within a relatively short period. We are accordingly putting ever more measures in place to minimise the chance of this occurring. Data and data quality are of great importance for sound business operation, and for the information we exchange with our customers and suppliers. In addition, strict legal requirements apply with respect to data and privacy, so that data protection requires increasing attention.

Each year, Stern invests much time and money in the further optimisation and security of its centrally integrated ICT environment, focusing on continuity and stability. This applies to both the standard applications of the importers that we use and the customised applications that we use for our own purposes. Security from outside to within and security from inside outwards continue to be current themes in an increasingly digitalised world featuring numerous forms of cyber criminality. Our back-up data centre can take over most of our activities and ensure continuity in the event of a disaster. This is also actually tested on a regular basis. We have a firewall structure that maintains our security from outside to within at a high level.

Availability and retention of employees The quality of Stern's service provision depends heavily on the quality and commitment of its employees. Its policies with respect to the recruitment, remuneration, training and evaluation of employees, together with good and challenging working conditions, are therefore essential. To attract and retain talent and the best professionals from the automotive sector, Stern needs to be a strong employer brand with competitive employment benefits.

Environment The operation of car businesses, car body repair businesses and fuel stations entails risks for the environment. Mitigating these risks is an important item of attention for Stern. The operating companies also have to be continuously aware of environmental aspects that are relevant to their business. This not only concerns compliance or non-compliance with environmental legislation, sometimes preventive measures also have to be taken. The effectiveness of the measures taken is continually monitored in order to mitigate risks as far as possible. The various measures and reports are recorded in a control system. Stern is supported in this by an external engineering consultancy agency.

The acquisition of companies also involves risks associated with the environment. Focused environmental surveys are carried out for every acquisition. Any risks are contractually covered in order to ensure as far as possible that Stern will not be affected. After a company is acquired, the procedures that apply at Stern are implemented with immediate effect.



Renault Clio
Car of the Year 2006

Financial risks

Deferred tax asset due to tax losses carried forward Based on IFRS, Stern measures its tax loss carry forward balances at € 1.6 million. The valuation of the tax loss carry forward balance is determined on the basis of projections of the future development of Stern's result, including its result for tax purposes. Should the outlook worsen at any time in the future in such a way that the results will materially and negatively differ from the most recent projections, the possibility that all or part of the deferred tax asset will have to be written off cannot be excluded.

Financing Stern requires large amounts of financing, especially in relation to the lease operations. It is essential for Stern to obtain sufficient funding to achieve its growth targets for the lease operations. Stern will therefore of course have to meet the requirements set by the banks at all times.

The agreement with the banks is that the solvency of the lease operations must amount to at least 12.5%. The minimum percentage applying to the car rental business is 20%. A minimum solvency ratio of 25% applies to the remaining activities after deduction of goodwill. In addition, Stern has to have an ICR of at least 2.50 and at least 3.00 with effect from 2018 on a 12-month rolling basis, (see note 25 on page 114 of the financial statements).

The conditions on which bank financing is provided may be adjusted to the company's disadvantage in relation to previous contractual agreements due to external and internal causes and influences.

Goodwill In the context of the mandatory impairment calculations, Stern has made projections regarding the future development of the result of its cash-generating units. Based on the calculations recently made, the cash-generating units identified have sufficient headroom to avoid impairment. Should the outlook worsen at any time in the future in relation to these projections, a write-off of the acquisition goodwill cannot be ruled out.

Interest rates for lease finance Most lease contracts are entered into for a term of three to five years. These contracts establish an interest rate that applies to the entire lease term. This constitutes a risk for Stern in relation to the development of interest rates in the capital markets. This risk is managed as far as possible with the use of financial instruments (interest-rate swaps). A similar risk applies to longer-term lease contracts. Financial instruments may fluctuate significantly in price, so it cannot be ruled out that limiting this risk will involve high costs. Stern applies hedge accounting in its treatment of interest-rate swaps.

Residual value SternLease, and also Dealergroup Stern on occasion, concludes multi-year contracts which include a previously established residual value for the cars in question. This residual value is based on estimates made at the beginning of the contract. The actual residual value is affected by numerous factors over which the company concerned has no control. Similar risks apply to part of the SternRent rental fleet. Stern has formed a residual value committee which continually evaluates residual values for its lease and rental fleets and reports monthly on developments in the car market and the consequences thereof for current estimates of residual values and for the rates applying to new lease and rental contracts.

Risk management and control systems Stern takes the view that risk management has to be part of the daily attitude and working practices of all employees at Stern. Not because this is compulsory, but because it promotes transparency and improves the operation of the business. Being actually in control is the priority at Stern. Being in control on paper is not an objective in itself. Stern consists of 36 companies with a total of 136 business branches. It is essential that full insight into the state of affairs at all these companies and branches is available at all times. Stern accordingly depends on having a good administrative organisation, so that well-considered decisions can be made as to whether tasks should be carried out on a centralised or a local basis. The administrative organisation requires good and consistently implemented reporting and control systems. Stern works continually on further improving these systems. It is also important that these systems are designed so that firstly the commercial activities are not hindered and secondly that the management is continually aware of the current financial and operational status of the business. The continuing changes to and expansion of the administrative systems require changes to the working practices of the employees concerned.

The Management Board has prepared an Accounting Manual that is validated each year which sets out the guidelines for management reporting and external financial reporting in detail. The Accounting Manual is discussed and evaluated in consultation with the Audit Committee. Besides the Accounting Manual, Stern has detailed authorisation



schedules in which the persons responsible and their authorisations are established. The cluster directors and controllers submit a detailed statement each year. Among other things, this statement ensures that the financial information gives a true and fair picture and is prepared in accordance with the Accounting Manual.

The risk identification and risk management process is formalised under the title of Stern in Control (SIC). Within Stern Group, the Controlling, Analysis and Reporting department (Stern CAR) is responsible for monitoring the administrative organisation and the internal controls at the Stern operating companies. The functional departments at the operating companies naturally remain responsible for ensuring the adequacy of their own administrative organisations and internal controls.

Specifically designed risk analyses are carried out for the various business operations of Stern. Key controls are identified for all major identified process risks and adjusted in cases where they are not yet adequate. The key controls at all Stern entities are tested on a quarterly basis. These tests are assessed by Stern CAR. The results are reported by the Management Board and discussed with the Audit Committee on a quarterly basis. The external auditor (EY) is also informed and evaluates the findings of the activities carried out by SIC. Other than internal testing, parts of the administrative organisation and internal controls are also tested by the external auditor as part of the audit of the financial statements.

Since Stern has many locations, internal benchmarking is extensively used. The management information from the IBM Cognos consolidation application also supports the internal controls and vice versa. Total controls address potential gaps in the internal controls if these are associated with the informal and entrepreneurial business culture.

Due to its centralised approach and very direct management and monitoring of the business operations by the Management Board and the central staff, the administrative processes at the operating companies are supervised centrally. Based on years of experience, it can be stated that the regular reporting gives a true and fair picture of the development of the business operations. There is no need for significant changes. Improving the quality of management information is a continuous process.

The Audit Committee devotes particular attention to reporting and the administrative organisation on a quarterly basis. There is also close contact with the external auditor. The management letter is discussed extensively by the external auditor with the Audit Committee and the Supervisory Board.

We consider that the internal risk management and control systems give a reasonable degree of certainty that the financial reporting does not contain any material misstatements and that these systems have functioned properly in the year under review. We also refer to the statement of directors' responsibilities on page 51 of this report.



Car of the Year 2008
Fiat 500

Corporate governance

Corporate Governance Code 2016

The 2008 Dutch Corporate Governance Code was revised in December 2016. The revised 2016 Corporate Governance Code 2016 (the "Code") came into effect with the 2017 financial year. Pursuant to Section 2:391 of the Dutch Civil Code, this Code is established as the code of conduct which listed companies have to refer to in their annual reports and for which these companies have to disclose the extent to which they comply with its provisions. Stern uses the Code as a guide in the process designed to further improve its corporate governance.

Stern Group will update the Management Board Regulations, the Supervisory Board Regulations and associated appendices and bring these into line with the Code during the course of 2018.

Structure and shareholders' meeting

Stern Groep N.V. is a two-tier board company. Stern does not have any protective measures in place.

Stern endorses the importance of full and active participation by shareholders in decision-making at the General Meeting. A General Meeting is held at least once a year. Extraordinary General Meetings may be held at the request of the Management Board or the Supervisory Board. Shareholders representing at least 1% of the issued share capital may submit agenda items up to 60 days before the meeting. The Management Board has the possibility of using a registration date with respect to the exercise of voting rights. Resolutions are passed by an absolute majority of the votes, unless a larger majority is required by law or the articles of association.

The General Meeting adopts the financial statements and discharges the members of the Management Board from liability for its policy and the members of the Supervisory Board from liability for its supervision in the previous financial year.

In addition, resolutions by the Management Board regarding a material change to the identity of Stern are submitted to the General Meeting for approval. The company's articles of association may be amended by resolution of the General Meeting, on condition that the resolution is passed with a majority of at least two thirds of the votes cast and at least half the company's issued share capital is represented. If a proposal for a resolution originates from the Management Board acting with the approval of the Supervisory Board, the resolution can then be passed with an absolute majority of the votes, regardless of the capital represented.

Management Board

The Management Board manages the company and is responsible for achieving the targets, the policy and the strategy of the company and the associated development of the result.

The members of the Management Board are appointed by the Supervisory Board. The Supervisory Board notifies the General Meeting of a proposal to appoint a member of the Management Board. The Supervisory Board may at all times suspend or dismiss a member of the Management Board. The Supervisory Board shall not dismiss a member of the Management Board without taking advice from the General Meeting regarding the proposed dismissal.

The Supervisory Board determines the number of members of the Management Board. There are two members of the Management Board: Mr H.H. van der Kwast (Chief Executive Officer) and Mr A.A. Swijter (Chief Financial Officer). Neither of the members of the Management Board is a supervisory director of a listed company. Mr Van der Kwast was appointed as a director under the articles of association on 21 June 2000. After a period of initially two years as a supervisory director and 13 years as chair of the Supervisory Board, Mr Van der Kwast is also a supervisory director of Bovemij Verzekeringsgroep N.V. Mr Swijter was appointed as a director under the articles of association on 11 May 2016. Mr Swijter has no additional positions.

The remuneration of the members of the Management Board is established by the Supervisory Board in accordance with the remuneration policy, further details of which are provided in the Report of the Supervisory Board (page 54). The application of the Stern remuneration policy in the 2017 financial year is disclosed in notes to the financial statements. A specification of the remuneration as referred to in Section 2:383 (c) to (e) of the Civil Code (the "Claw back" Act) is included on page 122 of this annual report (note 34 to the financial statements).

The Management Board meets once a month. Resolutions are passed on the basis of unanimity. Certain resolutions



stated in the articles of association are subject to approval by the Supervisory Board and the General Meeting.

The General Meeting resolves to issue shares subject to the approval of the Supervisory Board. The Management Board is authorised to issue shares if and to the extent that the Management Board has been designated as a competent body for this purpose by the General Meeting. The Management Board must obtain the approval of the Supervisory Board for such a decision. On 10 May 2017, the General Meeting resolved to authorise the Management Board to issue shares for a period of 18 months. The extension of this authorisation for a period of 18 months will be resubmitted for approval by the General Meeting to be held on 9 May 2018.

Repurchase of shares may only be effected if the General Meeting has authorised the Management Board to do so. On 10 May 2017, the General Meeting resolved to authorise the Management Board to repurchase shares for a period of 18 months. The extension of this authorisation to the Management Board for a period of 18 months will be resubmitted for approval by the General Meeting to be held on 9 May 2018. The General Meeting will also be requested to grant authorisation for a period of 18 months to the Management Board to dispose of shares acquired by the company in its own capital, subject to approval by the Supervisory Board.

Decisions to enter into transactions involving conflicts of interest for directors that are of material significance for the company and/or the director concerned must be approved by the Supervisory Board. For information on transactions involving or potentially involving a conflict of interest, see the disclosure on page 122 of this annual report ("Information on related parties").

Supervisory Board

The Supervisory Board is charged with the supervision of the conduct of policy by the Management Board and the general state of affairs at Stern, and advises the Management Board. Supervisory directors are appointed by the General Meeting after nomination by the Supervisory Board. The General Meeting has a right of recommendation with regard to the supervisory director to be nominated. The General Meeting may dismiss the entire Supervisory Board by an absolute majority of votes, subject to this majority representing at least one third of the issued capital. A supervisory director is appointed for a term of four years and steps down, unless reappointed, on the date specified in the relevant rotation schedule. The General Meeting may allocate a fixed remuneration for the supervisory directors.

The Supervisory Board consists of at least three members and appoints a chair and a vice-chair from among its number. The Supervisory Board currently has five members. All its members meet the independence criteria established in the Corporate Governance Code. The Supervisory Board has formed an Audit Committee consisting of two members. In addition, a Remuneration Committee was appointed on 7 March 2018 consisting of two members.

Regulations have been formulated regarding the duties and working practices of the Supervisory Board which are published on the website of Stern Group. A profile description for the members of the Supervisory Board has been added to these regulations, as well as to the regulations for the Audit Committee.

For further information on the members of the Supervisory Board and the working practices of the Board, see the Report of the Supervisory Board on page 54 and following of this annual report. Regarding the remuneration of the Supervisory Board, see the Report of the Supervisory Board (page 54 and following) and the notes to the consolidated financial statements (section on Remuneration of the Management Board and the Supervisory Board) on page 122 of this annual report.

Decisions to enter into transactions involving conflicts of interest for supervisory directors that are of material significance for the company and/or the supervisory director concerned must be approved by the Supervisory Board. No conflicts of interest were reported in 2017.



Volkswagen Polo
Car of the Year 2010

Deviations from the Corporate Governance Code

While highly appreciating the Code, Stern notes that a number of the practices stated in the Code are less relevant to smaller listed companies such as Stern. This has led to Stern deviating to a limited extent from the Code, also over the longer term. The points on which Stern deviates from the Code are stated below, with reference to the relevant provision in the Code.

Governance (Best practices 2.2.1 and 3.2.3)

The Management Board of Stern Group consists of two members. Mr Van der Kwast (CEO of Stern Group) is appointed for an indefinite term. At the time of his appointment, Stern Group considered that this would be more appropriate in view of its size than an appointment for a term of up to four years. Mr Van der Kwast's employment agreement contains no provisions regarding severance payments. The agreement between Stern Group and Mr Swijter (CFO of Stern Group) does however follow the stated practices (a term of up to four years and limitation of severance pay).

Internal audit function (Principle 1.4) Stern Group has decided not to appoint an internal auditor, but has adequate alternative measures in place to evaluate the operation of the internal risk management and control systems. Further details are provided in the section on Risks on page 44 and following of this annual report. In accordance with the provision of Best Practice 1.3.6 of the Code, the Supervisory Board evaluates, with advice from the Audit Committee, whether the measures implemented are still adequate and whether the institution of an internal audit function would be desirable.

Meetings and presentations (Best practice 4.2.3) Analyst meetings and presentations are announced in advance by Stern Group on its website. Meetings and presentations are not available for simultaneous following by shareholders by means of webcasting or by telephone for reasons of cost. The facilitation of these services would place disproportionate demands on the organisation in view of its size. Stern Group naturally endorses the importance of the principle that shareholders should be informed simultaneously and

proportionately, and presentations that are given during analyst meetings are made available simultaneously on its website.

Appointment of committees (Best practice 2.3.2)

A Remuneration Committee was appointed on 7 March 2018. This new committee will be responsible for producing a remuneration report. In view of the size of the company, the tasks of the selection and appointments committee are performed by the Supervisory Board as a whole.



Outlook

The new strategic plan builds on the previous course of investing more money, attention and energy in financial mobility products and car services, such as brand-certified car body repairs and supply of original car parts. This will increase the company's purchasing power and make its return stronger and more stable. The potential for improving the organisation was studied with the help of an external consultant last year. The conclusion of this study, which is endorsed by both the Management Board and the Supervisory Board, is that significant savings can be made by changing the structure of the business processes at Dealergroup Stern, that the earnings potential of Stern Mobility Solutions is very much related to further growth of the portfolio and that there is significant potential to be realised at Stern Car Services with SternPoint and SternParts.

With respect to the current financial year, the Management Board expects the margin decline at Dealergroup Stern in 2017 will be reversed to some extent in 2018. The return at Stern Mobility Solutions can be further improved by further growth of the lease portfolio, better results from SternRent and much lower losses at Mango Mobility. The results from Stern Car Services will be much better than those realised in 2017 due to further growth at SternParts and the new SternPoints coming up to speed on the basis of healthy growth in brand-certified car body repairs, mainly for insurers.

The Management Board expects the results to improve strongly in the coming years, based on positive economic developments, a recovery of margins at Dealergroup Stern and the implementation of the new strategic plan.

Based on its findings, the Management Board confirms that the internal control of the financial reporting provides a reasonable degree of certainty that the financial reporting contains no material misstatements and that the internal control systems have functioned satisfactorily in 2017. It should be noted that this does not mean that measures, procedures and systems provide certainty that the operational and financial targets will be realised, nor does it provide certainty that inaccuracies, misstatements, errors, fraud and failure to comply with legislation and/or regulation can be fully prevented.

In accordance with the implementation of the Transparency Directive (Section 5:25(c) at (2) (c) of the Financial Supervision Act), the Management Board certifies, to the best of its knowledge, that:

- the 2017 financial statements as included on pages 83 to 128 of this 2017 annual report provide a true and fair view of the assets, liabilities, financial position and result of Stern Groep N.V. and the associates included in the consolidation in the 2017 financial year;
- the Report of the Management Board as included on pages 18 to 42 of this 2017 annual report provides a true and fair view of the status at 31 December 2017 and of developments during the 2017 financial year relating to Stern Groep N.V. and its associates, the details of which are contained in the 2017 financial statements. This 2017 annual report describes the material risks to which Stern Groep N.V. is exposed.

Amsterdam, 7 March 2018

The Management Board

Ir. H.H. van der Kwast, Chief Executive Officer
A.A. Swijter, Chief Financial Officer

Statement of directors' responsibilities

The key risks identified by the Management Board of Stern are listed on page 44 and following of this annual report. Stern actively strives to mitigate the risks to which it is exposed. As an integral part of the business operation, specific measures and procedures have and will be implemented that will increasingly involve the use of control systems. The Management Board gives account to the Supervisory Board on the effectiveness of these measures, procedures and systems. The core of the control systems concerns the periodic reporting and control cycle. The centrally prescribed reporting with notes is submitted from all segments within Stern on a regular basis. This reporting is structurally evaluated and analysed. Business risks are identified, documented and evaluated on a quarterly basis ("Stern in Control"). An important element here is the check to ensure timely delivery of all relevant information. Stern has designed its internal control systems in accordance with the recommendations of the "Committee of Sponsoring Organisations" (COSO) of the Tradeway Commission.



Opel Ampera
Car of the Year 2012

Details of the Supervisory Board



D.R. Goeminne
(1953, chair)

Date of appointment

Mr Goeminne was appointed as a member of the Stern Group Supervisory Board in October 2008.

Committees

Mr Goeminne was a member of the Stern Group Audit Committee until 7 March 2018. From that date, he is a member of the Stern Group Remuneration Committee.

Career

Until 2007, he served as chair of the Group Management Board of V&D and was a member of the Board of Directors of Maxeda (Vendex/KBB).

Other supervisory directorships

Mr Goeminne chairs and is a member of the Audit Committee of Beter Bed Holding N.V. and a member of the Supervisory Board of Wielco B.V. He is also a non-executive board member in Belgium of Van de Velde N.V., Wereldhave N.V. (chair) and JBC NV. He has been the CEO of Ter Beke N.V. since June 2013.

Nationality

Mr Goeminne is a Belgian citizen.

Retirement rota

2020.



M.E.P. Sanders
(1953, vice-chair)

Date of appointment

Ms Sanders was appointed as a member of the Stern Group Supervisory Board in October 2012.

Committees

Ms Sanders is the chair of the Stern Group Audit Committee.

Career

Ms Sanders has been previously employed among others at ABN AMRO, Atlas, the Dutch Railways and Greenfield Capital Partners. She was also involved in the establishment of Dutch telecommunications company Telfort.

Other supervisory directorships

Ms Sanders holds various supervisory positions, including chair of the Advisory Board of DifraxBeheer B.V., member of the Supervisory Board of Hoens Broadcast Facilities B.V., member of the Supervisory Board of Hydratec Industries N.V. and chair of the Investment Committee of the SI? Fund in Brussels.

Nationality

Ms Sanders is a Dutch citizen.

Retirement rota

2021.



A. Roggeveen MSc
(1946)

Date of appointment

Mr Roggeveen was appointed as a member of the Stern Group Supervisory Board in March 2012.

Career

In June 2011, Mr Roggeveen stepped down as CEO – after a 27-year tenure – of Sator Holding, an importer and distributor of car parts. Under Mr Roggeveen's leadership, Van Heck and subsequently Sator expanded to become the market leader in the brand-independent vehicle sales channel. Mr Roggeveen returned to Sator as acting CEO on 15 October 2012. From May 2013 to the end of 2016, he was a non-executive board member at Sator Holding B.V.

Other supervisory directorships

Mr Roggeveen has been a non-executive board member at Brink Group B.V. since December 2015.

Nationality

Mr Roggeveen is a Dutch citizen.

Retirement rota

2019.



S.G. Brummelhuis
(1965)

Date of appointment

Ms Brummelhuis was appointed as a member of the Stern Group Supervisory Board in May 2016.

Committees

Ms Brummelhuis has been the chair of the Stern Group Remuneration Committee since 7 March 2018.

Career

Ms Brummelhuis studied law at the University of Amsterdam and Columbia University and has held various positions, including at Astia (Vice President Europe), IENS (director/supervisory director) and the legal firms Loeff Claey Verbeke and Skadden, Arps, Slate Meagher & Flom (New York). Ms Brummelhuis is a director of The Next Women and the investment fund of the same name.

Other supervisory directorships

Her main supervisory directorships and additional activities are: member of the Supervisory Board of de Telegraaf Media Group, member of the Supervisory Board of Rabobank Amsterdam and non-executive director of Annona Investment Fund. She is also an innovation knowledge partner at Hemingway Board Programme.

Nationality

Ms Brummelhuis is a Dutch citizen.

Retirement rota

2020.

Mr P.P.M. Nielen
(1964)

Date of appointment

Mr Nielen was appointed as a member of the Stern Group Supervisory Board in December 2017.

Committees

Mr Nielen has been a member of the Stern Group Audit Committee since 7 March 2018.

Career

Mr Nielen studied Business Economics and Dutch Law at the Free University in Amsterdam. Mr Nielen has held various commercial management positions in corporate banking and corporate finance, including at MeesPierson and NIBC. Until the end of 2016, Mr Nielen was a partner and co-founder at NielenSchuman. In this capacity, Mr Nielen provided guidance for various advisory engagements with several automotive holdings, including Stern Group. Mr Nielen is currently a partner at Scheybeeck Investments.

Other supervisory directorships

Mr Nielen is currently the chair of the Happy Watoto Foundation.

Nationality

Mr Nielen is a Dutch citizen.

Retirement rota

2021.

Report of the Supervisory Board

General For many years, Stern Group has pursued a corporate governance policy that is appropriate to its status as a smaller listed company. Stern Group has accordingly accepted the Dutch Corporate Governance Code (which was revised in 2016) as a guideline. For further details, please refer to page 48 and following of this annual report or visit www.sterngroep.nl.

Financial statements and distribution of profit This annual report includes the financial statements for Stern for the 2017 financial year prepared by the Management Board. The financial statements have been audited and an unqualified audit opinion has been issued by Ernst & Young Accountants LLP. Please refer to page 129 and following of this annual report. If the excess solvency as at 31 March 2018 is sufficient, a total dividend of € 1.00 in cash per share will be proposed in line with the dividend policy set out on page 12 of this annual report. The final dividend will be payable on 7 June 2018 and will be paid after deduction of the interim dividend of € 0.25 per share paid on 22 December 2017.

The Supervisory Board recommends that the shareholders adopt the 2017 financial statements at the General Meeting to be held on 9 May 2018, and that they discharge the Management Board from liability for its management and the Supervisory Board from liability for its supervision during the 2017 financial year.

Meetings The Supervisory Board met on a total of nine occasions (five of which concerned regular meetings), on seven occasions in the presence of the Management Board. All members of the Supervisory Board were present at eight of these meetings (100%). At one meeting, the attendance rate was 75%. There was also regular informal consultation between the members of the Supervisory Board and the Management Board. The Supervisory Board moreover visited several operating companies. The Supervisory Board met on one occasion with the external auditor to discuss the results in 2016 and the findings of the audit.

Matters discussed at the meetings included the implementation and progress of the Stern's (new) strategic plan until year-end 2020 and the related further expansion of Stern Mobility Solutions and Stern Car Services (including SternPoint) and the proposed significant shift of focus of the activities of Stern Group into more profitable activities that involve less onerous requirements with respect to working capital and are less exposed to economic developments. Stern's strategic plan has already been extensively discussed and explained at an Extraordinary General Meeting held on 21 December 2017.

The Supervisory Board is closely involved in the formulation and implementation of the strategic plan: in addition to this item being discussed at every meeting, there was also 2-day strategic consultation held attended by the members of the Supervisory Board and the Management Board. In addition, Mr A. Roggeveen (a member of the Supervisory Board) was (and still is) a member of a steering group formed by Stern with respect to the new strategic plan. This steering group meets on a monthly basis.

Various potential acquisitions and divestments were also discussed at the Supervisory Board meetings, the purchase and sale of various premises and the new-build in Purmerend (Heron Auto) realised in 2017. Progress in relation to the operational performance of the operating companies was another item of discussion on several occasions.

As in previous years, other recurring items of discussion concerned the organisational structure, HR policy, the risks associated with the business, the financial structure, the internal control systems for the various core activities and corporate governance at Stern. The implementation of the new HR policy plan formulated in 2016 required extensive attention in 2017. This included a formal start on Management Development and succession planning and an employee satisfaction survey was carried out. As usual, any financial information to be published such as the quarterly and annual figures and other press releases was submitted to the Supervisory Board for inspection prior to publication.

Audit Committee An Audit Committee has been in place at Stern Group since 1 January 2003. This committee consists of Ms M.E.P. Sanders (chair) and Mr D.R. Goeminne. The Audit Committee convened on five occasions during the reporting year, with the Chief Financial Officer and the group controller in attendance. Three of these meetings were also attended by the external auditor. Matters discussed at these meetings included the processing of acquisitions and divestments, the measurement of goodwill and badwill in relation to acquisitions, the internal control systems, loss-making operations, compliance with legislation and regulation, the tax situation, automated data processing, the administrative organisation, the Group financing, presentations by controllers of operating



companies, the relationship with the external auditor and compliance with and follow-up of the auditor's recommendations. Stern in Control was also a fixed agenda item (for an explanation of Stern in Control, see page 47 of this annual report). The financial statements included in the 2016 annual report were evaluated during the reporting year.

Internal audit function In view of its size, Stern Group has decided not to appoint an internal auditor, but has adequate alternative measures in place to evaluate the operation of the internal risk management and control systems. Further details are provided in the section on Risks on page 44 and following of this annual report. The Supervisory Board believes these alternative measures are adequate and currently does not consider the appointment of an internal audit function to be necessary.

Remuneration of the Supervisory Board The remuneration for Supervisory Board members established by the shareholders in May 2014 and described on page 122 of this annual report did not change during the reporting year. No amendments are proposed to this remuneration for 2018. In connection with the proposed formation of a Remuneration Committee, a proposal will however be submitted with respect to the remuneration of members of the Supervisory Board who are members of this new committee at the General Meeting to be held on 9 May 2018.

Remuneration of the Management Board The remuneration policy with respect to the Management Board discussed at the General Meeting of 12 May 2005 was also implemented in 2017. The remuneration of the members of the Management Board consists of a fixed gross annual salary with pension contribution, plus a variable component of up to a third of the fixed gross annual salary, subject to predefined criteria being met. The quantitative information and the criteria for 2017 and 2018 are stated on page 122 of this annual report (note 34 to the financial statements).

Evaluation of the Management Board and the Supervisory Board Issues discussed without the presence of the Management Board included the Supervisory Board's own operation, mutual interaction, the relationship with the Management Board, the performance of the Management Board and its members and the remuneration of the Management Board. Various issues were raised in the evaluation of the Supervisory Board's own performance, such as the available time and attention of all supervisory directors, the conduct of the supervisory function, the allocation of roles and the interrelationship between the Supervisory Board and the Management Board and the composition of the Supervisory Board in terms of independence, expertise, competencies and experience. The Management Board also evaluates its own performance, both collectively and individually.

Appointments and departures According to the rota, Ms M.E.P. Sanders was due to step down in 2017. Ms Sanders declared herself available for reappointment and was reappointed for a term of four years at the General Meeting of 10 May 2017.

In connection with the transition and related development and implementation of Stern's new strategic plan, there was a need for appointment of a fifth member of the Supervisory Board with particular qualities in the field of company repositioning and long-term value creation. In this connection, Mr P.P.M. Nielen was appointed as a member of the Supervisory Board for a term of four years at the Extraordinary General Meeting held on 21 December 2017.

According to the rota, the next occasion when a member of the Supervisory Board will step down will fall in 2019.

Diversity Although Stern has not yet developed a diversity policy, it considers this issue to be important in various respects. Stern strives to achieve a balanced ratio between male and female members of both the Management and the Supervisory Board. According to the law, a balanced ratio between men and women is achieved if at least 30% of the seats are occupied by women and at least 30% are occupied by men. Stern did not meet this statutory target with respect to the composition of the Management Board in 2017. This target was however achieved with respect to the composition of the Supervisory Board in 2017. Stern will strive to achieve a balanced composition on its Management Board when future changes occur.



Peugeot 308
Car of the Year 2014

For further information on the issue of diversity at Stern and the targets, please refer to page 40 and following of this annual report.

Independence The Supervisory Board takes the view that with its current composition and the composition of the Audit Committee, the criteria in relation to independence in best practice provisions 2.1.7 and 2.1.8 have been met.

Corporate Social Responsibility Stern strives to achieve a culture in which attention is paid to Corporate Social Responsibility. In its policy decisions, Stern is increasingly guided by commercial and social considerations for the longer term. Corporate Social Responsibility is a regularly recurring item of discussion. The limitation of environmental risks and acting with care to ensure the sustainability of the environment are important items of attention for Stern and its operating companies. The operating companies also have to be continuously aware of environmental aspects that are relevant to their business operations.

Further details of all the activities in relation to Corporate Social Responsibility are provided on page 63 and following of this annual report.

The Supervisory Board wishes to express its appreciation for the efforts of the Management Board and the employees during the past year. The Fast Forward plan should lead to greater independence, a sustainable increase in return and improved predictability of the results.

Amsterdam, 7 March 2018

D.R. Goeminne
M. E.P. Sanders
A. Roggeveen MSc
S. G. Brummelhuis
P. P. M. Nielen

Volkswagen Passat
Car of the Year 2015



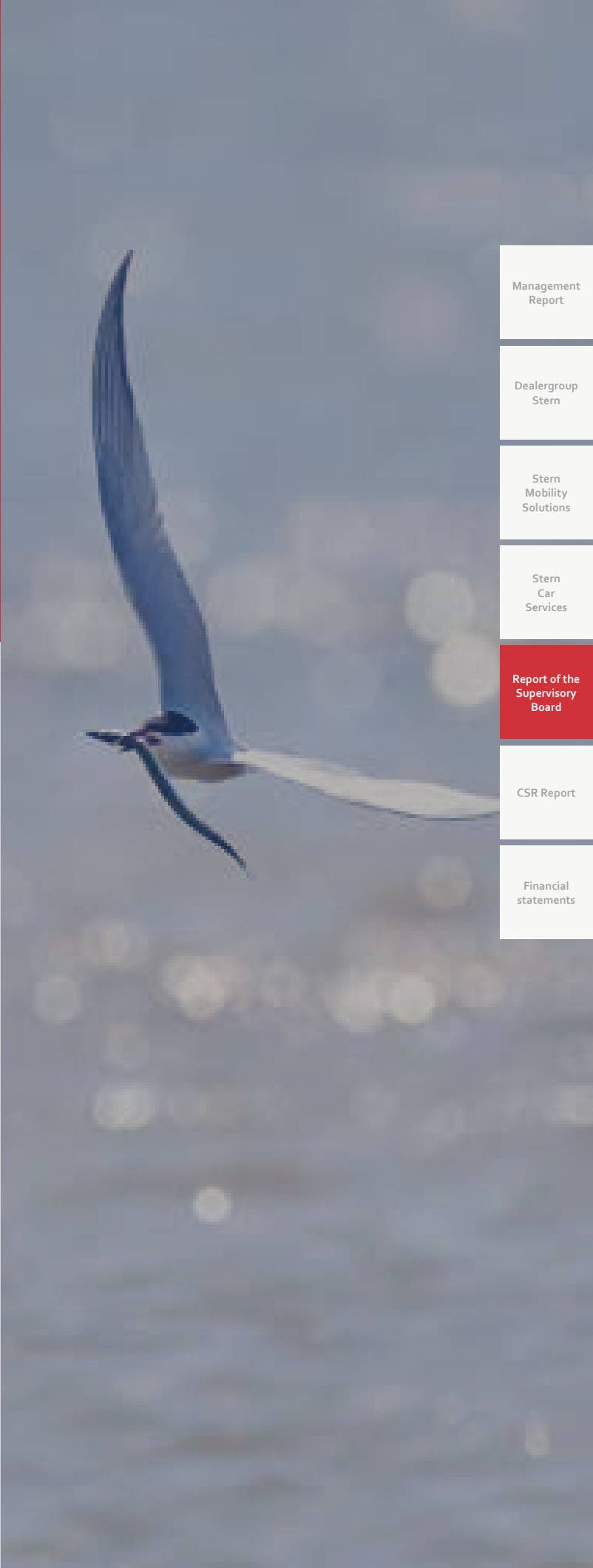
Fuel

Vogelbescherming Nederland (the Dutch Society for the Protection of Birds) and Stern: a strong partnership providing support to common terns and other terns.

Terns without food are like cars without fuel: they don't go anywhere. Birds fly by burning fat. And their fat comes from the food that they eat. Birds also need fuel for all their other bodily functions: maintaining their temperature, producing eggs in the breeding season, feeding chicks... basically, fuel is life.

The supply of food for common terns in the IJsselmeer has apparently been faltering. Their main food source – smelt – was too scarce. In some years therefore, there were too few young birds growing up big and strong to maintain or improve the various tern colonies. A worrying situation. And a shame, considering all the good work that Vogelbescherming Nederland was able to do with Stern's support, such as the creation or repair of countless breeding locations for terns in the IJsselmeer.

These suspicions were confirmed by Wageningen Marine Research in 2017. Its research clearly shows that the smelt population in the IJsselmeer has been too low for years. Fishing of spawning smelt has thus been halted. This is good news for the terns. And there is more good news. In 2017, as many as 175 breeding pairs established themselves on the breeding islands in the Eemmeer that were repaired in 2016, which was funded by Stern. Terns also nested on an artificial breeding island in the Oesterput in Zeeland in 2017, as well as on the new islands in the Kroons polders on Vlieland. These projects were also financially supported by Stern.



Management Report
Dealgroep Stern
Stern Mobility Solutions
Stern Car Services
Report of the Supervisory Board
CSR Report
Financial statements

25 years of Stern

Stern Group celebrates its 25th anniversary on 15 March 2018. Stern has developed into an organisation with nearly 100 branches, representing 21 car brands and a complete range of its own automotive services.

The combination of strong brands, smart services and ambitious people has made Stern a unique company with a great future. These anniversary pages give a brief look at the past 25 years at Stern, in which the common theme has been the development of the group and the people involved, and nature as well.



Acquisition of the Blok group

In November 1995, a second acquisition candidate presents itself in Amsterdam: the struggling Blok group with two Renault dealerships, a fuel station and a car body repair business.

€
64,327
Net revenue
x € 1,000

€
-406
Net profit
x € 1,000

220
Number of employees

1993

Acquisition of RIVA Amsterdam from Athlon Holding

Together with a group of private persons, Henk van der Kwast and Leen Hollander acquire RIVA Amsterdam. A radical reorganisation is effected because the company is suffering heavy losses.

€
35,340
Net revenue
x € 1,000

€
182
Net profit
x € 1,000

184
Number of employees

1994

RIVA's new name: Merel

As the reorganisation of RIVA nears completion in 1994, people want to mark this with a new name. The name chosen is Merel ('blackbird' in English), a friendly bird name with five letters.

1995



1996

Three years of Merel

To mark Merel's three-year anniversary, Henk van der Kwast is presented with a real blackbird by the employees.

€
76,200
Net revenue
x € 1,000

€
202
Net profit
x € 1,000


224
Number of employees


Acquisition of ENTAM

Entam in the Amsterdam region is acquired from Reaal in 1998. This company has not been performing well for a long time, and consists of a car body repair business, four Shell fuel stations and a Ford dealership.

€
163,286
Net revenue
x € 1,000

€
2.772
Net profit
x € 1,000


549
Number of employees



To the stock market

The merger of Stern with the market-listed AIR Holdings in Rotterdam on 21 June 2000 is an important event.

€
402,002
Net revenue
x € 1,000

€
5,965
Net profit
x € 1,000



853
Number of employees

A great leap forward

Stern makes a leap forward with the acquisition of all the dealerships, dealer lease companies and a car body repair business from Athlon. With this acquisition, Stern's revenue increases by 60%. This is followed by another important acquisition of Fassam in Brabant, including five Renault dealerships among other businesses.

€
667,456
Net revenue
x € 1,000

€
10,096
Net profit
x € 1,000


1,749
Number of employees

1997

Further as Stern

1998

Due to the group's already considerable size at the end of 1996, Merel, Arend and Stergam were combined into one holding company which naturally was given a five-letter bird name: Stern ('tern' in English).



1999

Shareholder

Stern has its first external shareholder, when NPM Capital takes a large non-controlling interest.

NPM  **Capital**

2000

2001

Own new-build

The first of Stern's own new-build premises are constructed for SternTec in Wateringen in 2001.

€
391,698
Net revenue
x € 1,000

€
7,030
Net profit
x € 1,000


936
Number of employees

2002


2003

Acquisition of Pordon

The acquisitions of Pordon Group and Pouwels Group were successfully completed on 1 January 2003. The acquisition of Pordon Group represents another great leap forward for Stern in the Mercedes-Benz light commercial vehicle segment.

€
707,363
Net revenue
x € 1,000

€
10,499
Net profit
x € 1,000


2,035
Number of employees

2005

Van Kalmthout

The acquisition of Van Kalmthout & Van Niel, a large and successful Ford dealer in the Hoofddorp region gives Stern a strong position in a large and continuous car-intensive area in which Stern has only limited representation.

All the activities at Stern relating to insurance and finance are combined in Stern Finance and new Stern products are launched (SternDirect and SternPolis).




2006

Acquisition of Ford dealerships

Stern acquires five Ford dealerships in the Rotterdam region trading under the name of Ford Rotterdam in 2006.

€
756,194
Net revenue
x € 1,000

€
12,607
Net profit
x € 1,000


2,230
Number of employees

2008


Sponsorship agreement

The sponsorship agreement with Vogelbescherming Nederland is extended for the period from 2008 to 2012, focusing on protection of the black tern and the breeding areas for terns on the coast.



€
932,654
Net revenue
x € 1,000

€
4,422
Net profit
x € 1,000


2,825
Number of employees

2010

Stern through the crisis

Operation Stormvogel ('fulmar' in English) proceeds according to plan, whereby Stern survives the crisis in good shape.

€
938,619
Net revenue
x € 1,000

€
6,035
Net profit
x € 1,000


2,379
Number of employees

First SternPoint branch


2012

Stern opens its first SternPoint branch in Naarden in May 2012. SternLease passes the 5,000 lease contracts milestone.

€
935,991
Net revenue
x € 1,000

€
-6,886
Net profit
x € 1,000



2,252
Number of employees



2014


Further expansion

Mango Mobility was acquired at the end of December 2014, and Stern Group focuses on the growth market in electric transport with speeds of up to 45 km per hour.



€
898,299
Net revenue
x € 1,000

€
3,622
Net profit
x € 1,000


2,133
Number of employees


Stronger Together!

2015

Stern develops a new multi-year plan named Stronger Together!

€
1,095,181
Net revenue
x € 1,000

€
11,067
Net profit
x € 1,000


2,177
Number of employees



2016

Leap Forward →

With its new three-year plan Leap Forward →, Stern is aiming to achieve the transition from a large car dealer holding into a first-class and highly profitable mobility group.

More Solutions and Services

2017

Since March 2016, Stern has been working on a new and clearly formulated strategic plan that builds on the direction we took several years ago of transformation from a large car dealer holding to an integrated and highly profitable mobility group with an increasing range of our own products and services.

The Stern Financial Services division will be known as Stern Mobility Solutions from now on, consisting of SternRent and SternLease among others, including Stern's financial products.

SternSchade will expand its car body repair business with the addition of simple maintenance, car windows, tyre changes, batteries, towing hooks etc. under the name of SternPoint. Together with SternTec and SternLogistiek, SternPoint forms the Stern Car Services division.

€
1,097,600
Net revenue
x € 1,000

€
11,348
Net profit
x € 1,000


2,262
Number of employees



Corporate Social Responsibility

64	About this CSR report
64	Materiality matrix
65	Stakeholder dialogue and materiality
65	Contribution to sustainable development targets
66	Ability to create value
67	Key CSR results
68	Targets and notes on material topics
68	1. Customer satisfaction
69	2. Erkend Duurzaam (Certified Sustainable) certification (environment)
69	3. Attractive employer
70	4. Improving performance on waste and raw materials
71	5. Age distribution of personnel
71	6. Number of trainees
72	7. Absenteeism management
73	8. Reducing the CO ₂ footprint
75	9. Training and education
75	10. Engaged employees
76	Overview of non-material topics

About this CSR report

Corporate Social Responsibility is an essential part of Stern's strategy. Stern is looking beyond its profit and loss figures and is consciously focusing on the consequences of its business operations for people and the environment in both the short and the longer term. Stern looks for sustainable solutions that deliver a social and/or environmental benefit in combination with a direct or indirect financial gain. Our sustainability policy goes further than what is required under legislation and regulation.

This report describes the efforts made in 2017 with respect to sustainability in general and the ten material topics

established in 2016 on the basis of a number of stakeholder dialogues. The materiality matrix is presented below.

The material topics are shown in the red section. Stern reports according to the "Core" option of the G4 guidelines for sustainability reporting of the Global Reporting Initiative (GRI). The related GRI index is included on page 78 and following of this report.

This report includes the data and information on all the companies of Stern. In case of deviations, this is stated in the text. A list of our companies, locations and participating interests is provided on page 90 of this annual report. All the base data have been checked and validated internally.

Materiality matrix



Stakeholder dialogue and materiality

Stern involves its stakeholders closely in the formation and further development of its CSR policy at all times. Stern's major stakeholders are its customers, car importers, suppliers, shareholders, financiers and employees, as well as umbrella

industry organisations, local and national government and social organisations. There were frequent consultations with stakeholders during the year in addition to the more or less institutionalised communication. The following issues were discussed:

Stakeholder group	Items discussed
Importers	Development of new models, innovation, CO ₂ emissions, introduction of new hybrid and electric cars, education and training
Customers	Reduced CO ₂ emissions, cost savings, fleet management, framework contracts, sustainability policy
Educational institutions	Education and training, training policy, effect analysis, costs, requirements set by the market, making the automotive industry and its trades and professions more attractive
Government and industry institutions	Making the fleet greener, reducing CO ₂ emissions, subsidy arrangements, innovation, mobility effects of driverless cars, sustainability policy
Employees	Employee satisfaction surveys, training, collective employment agreement, absenteeism management, safety, health of employees, social return
Suppliers	CSR in procurement, Code of Conduct, supplier audits, energy saving, circular economy, waste policy
Social organisations	Projects, involvement, application of financial contribution, communication, sustainability policy, sharing knowledge and experience
Financiers	Return, strategy, sustainability policy, trends, financial position, solvency, investment

Contribution to sustainable development targets

The Sustainable Development Goals (or "SDGs") are a series of targets for future international development. The SDGs were formulated in 2015 by the 193 countries of the United Nations (UN) as global targets for sustainable development for the period until 2030. Stern is also making its modest contribution.

The following SDGs are relevant for Stern:

- 8** The promotion of sustainable, inclusive economic growth, full and productive employment and meaningful work for everyone.
- 9** The realisation of a resilient infrastructure, the promotion of inclusive and sustainable industrialisation and innovation.
- 11** The creation of cities and human settlements that are inclusive, safe, resilient and sustainable.
- 12** Responsible use of resources, ensuring sustainable patterns of consumption and production.
- 13** Taking urgent measures to combat climate change and its effects.

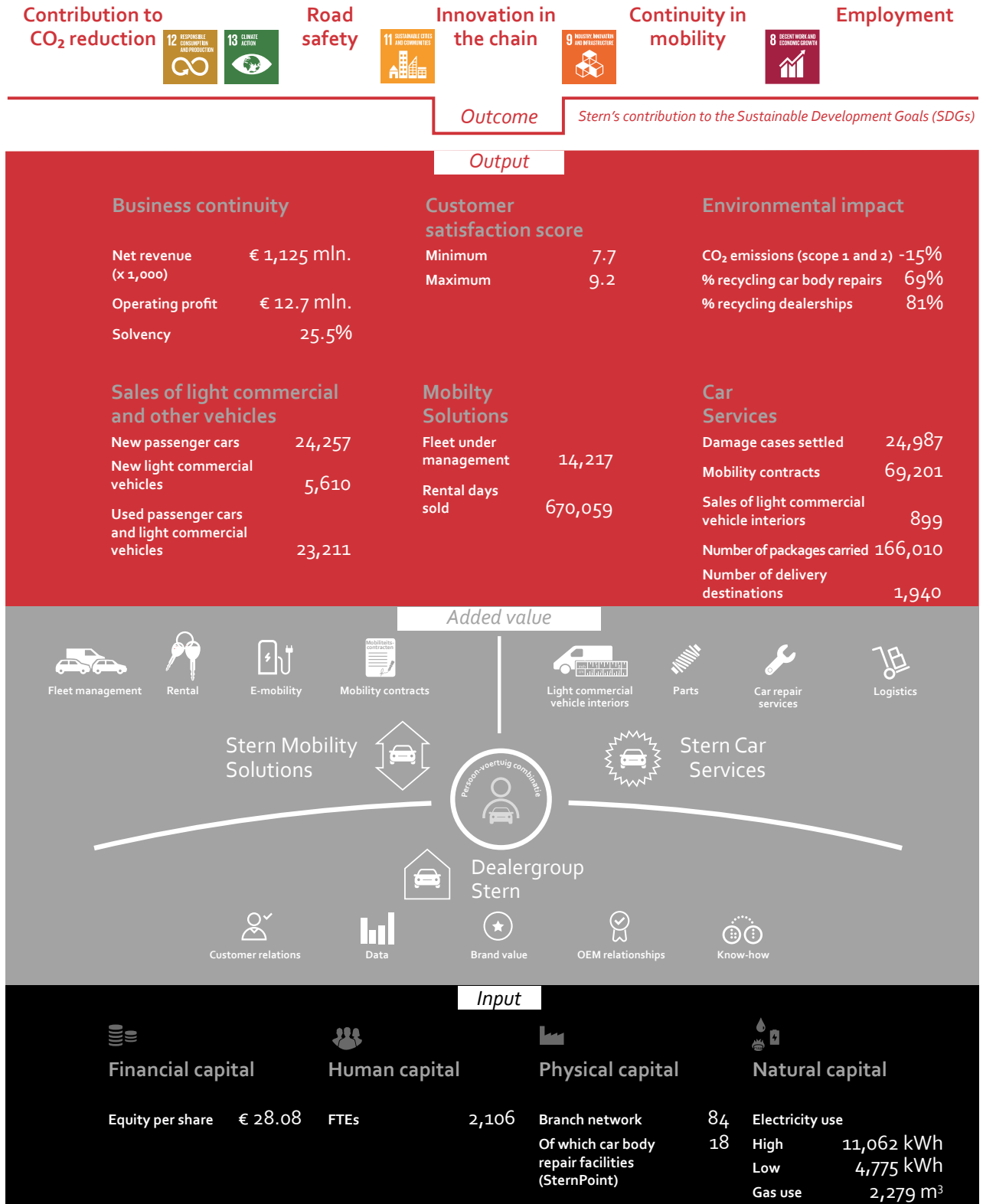
SUSTAINABLE DEVELOPMENT GOALS



Ability to create value

Stern creates value through input from various types of capital (financial, human, physical and natural) by adding value through its business model. The results of this are visible in the form of both actual output (business continuity, customer

satisfaction, environmental impact and actual sales results) and the more socially relevant outcome. Besides contributing to the SDGs, Stern also contributes to road safety, innovation in the chain and continuity in mobility and employment.



Key CSR results

Customer satisfaction

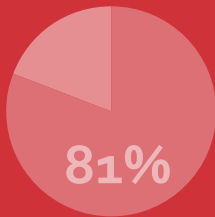


Erkend Duurzaam (Certified Sustainable) certification

**30 June 2017 to
30 June 2019**

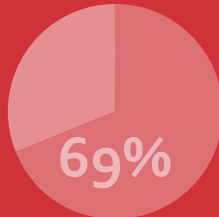
% waste separation

Dealersgroup Stern



2016: 81%

SternPoint



2016: 74%

Total residual waste

**681 tonnes
+3.8%***

Target: -1%

* Increase due to growth of after-sales revenue of 3.6%.

Absenteeism

4.8%

2016: 4.2%

CO₂ emissions (scope 1 and 2)

**17,564 tonnes
(-15%)**

2016: 20,675

Electricity use

**Total use:
-1.8%**

2016: -6.0%

Gas use

-2.8%*

2016: +6.2%

* Adjusted for higher average temperature
in 2017: -1.1%.

Management Report

Dealersgroup Stern

Stern Mobility Solutions

Stern Car Services

Report of the Supervisory Board

CSR report

Financial statements

Targets and notes on material topics

Customer satisfaction



Economic



Management approach

For many years, customer satisfaction has been measured by surveys conducted for importers and/or our own surveys, and increasingly by external independent specialists. Reporting on customer satisfaction is discussed with the management and is used to further improve the services. A critical review or a report figure of 7 or less is immediately investigated by the business unit in question, with the aim of identifying how we can improve the satisfaction of the customer concerned.



Description

The extent to which customers are satisfied with the services provided by Stern companies.



Boundary

Management Board, Group Council, branch management, importers and customers.



Target, KPI or description

Customers are requested to express their general satisfaction with a score from 1 (very dissatisfied) to 10 (very satisfied). Stern companies strive to achieve a score of 8.5 or higher. The measuring of general satisfaction is made by surveys the companies send out or on the basis of reviews written by customers.



Materiality

Both Stern and its stakeholders consider customer satisfaction to be an important measure of the company's sustainable success.



Result

Due to the various brands carried by Dealergroup Stern and the variety of products and services, the methods used to measure customer satisfaction varied in 2017. Stern accordingly reports the results for each company for 2017.



Results

Company name	Report score 2016	Report score 2017	Type (number)	Measured by independent third party
SternRent	9.0	9.0	Review (1,356)	✓
SternPoint	8.9	8.4	Review (866)	✓
SternLease ¹	–	7.7	Review (57)	✓
Stern Auto	9.0	8.8	Review (1,068)	✓
Arend Auto	8.8	8.1	Review (4,097)	✓
Ardea Auto ²	★★★★★	★★★★★	Review (1,341)	
Heron Auto	9.1	8.7	Survey (79)	CaRe-Mail
Havik Auto	9.2	9.2	Survey (307)	CaRe-Mail
Durmi Auto	9.3	9.2	Survey (462)	CaRe-Mail
Svala Auto ³	–	–		
Vireo Auto	8.5	8.6	Survey (5,597)	✓
Jager Auto ³	–	–		

¹ SternLease is based on feedback published on www.autolease.tevreden.nl.

² Ardea Auto asks customers visiting its website to express their general satisfaction on a 5-point scale.

³ Google reviews: Svala Auto has a score of 4.6 with 123 reviews. Jager Auto has a score of 4.5 with 18 reviews (both based on a 5-point scale).

Opel Astra
Car of the Year 2016



Certified Sustainable certification



Environment



Description

The organisation responsible for Erkend Duurzaam certification is the Instituut voor Duurzame Mobiliteit (Institute for Sustainable Mobility), or IvDM, which operates the scheme on behalf of the stakeholders BOVAG, RAI Vereniging, FOCWA Schadeherstel and STIBA. The audits are carried out by ARN, the independent Dutch expertise centre for recycling in the mobility industry. Over the years, the Erkend Duurzaam certificate has become the main sustainability quality mark for the industry.



Boundary

Management Board, Group Council, sustainability ambassadors and branch management.



Target, KPI or description

Every Stern branch has a Certified Sustainable certificate.



Management approach

The Erkend Duurzaam (Certified Sustainable) certification and the recommendations from the audits are coordinated and followed centrally by Stern Facility Services. Improvement plans are formulated and implemented where necessary. A sustainability ambassador has been appointed for each business unit who guides the audits and implements improvement plans. The results, recommendations, improvement plans and actions are discussed with the management.



Materiality

External and independent testing of the degree to which Stern has demonstrably embedded sustainability and CSR in its business operations.



Result

All Stern facilities achieved the Erkend Duurzaam Plus certificate in 2017, meaning that Stern meets the requirements of the European Energy Directive. The certification runs until 30 June 2019. The Erkend Duurzaam Basic scan assesses six themes: business conduct, communication, procurement, personnel, finance and sales. Erkend Duurzaam Plus focuses additionally on the reduction of energy and waste flows in order to reduce the company's environmental impact and at the same time control and save costs.

Management Report

Dealgroep Stern

Stern Mobility Solutions

Stern Car Services

Report of the Supervisory Board

CSR report

Financial statements

Attractive employer



Social



Description

The extent to which Stern is seen as an attractive employer in the labour market.



Boundary

Management Board, Group Council, Stern HRM and line managers.



Target, KPI or description

The proposed review of Stern's image as an employer did not take place and will now be carried out in 2018. The tightness in the labour market led to our decision to appoint a corporate recruiter.



Management approach

Stern is in transition from a traditional car dealer holding to a modern business. This has led to the integration of the decentralised HR departments under the leadership of an HRM director. This has led to the further harmonisation and professionalisation of the HRM policy. A corporate recruiter was also appointed at the end of 2017 to assist all the Stern companies in filling outstanding vacancies in good time and finding new motivated colleagues.



Materiality

The labour market is changing, the population is ageing and good quality personnel are hard to find. It is important that Stern is visible and seen as an attractive employer to ensure that the best people come to work at Stern. The economic prospects mean that it will become more and more difficult to attract motivated technical personnel in future. There is visible tightness in the labour market at the dealerships and car body repair businesses and it is difficult to fill vacancies. Uniformity contributes to a professional image in the labour market and the image of Stern.



Result

Various priorities have been set by HRM in its recruitment policy. The website werkenbijstern.nl will be renewed in 2018 and standardisation of the administrative application procedure should support the management in the efficient recruitment and selection of the right employees. The building of a strong Stern brand is also essential to stay ahead of the competition and attract applicants to Stern.

Improving performance on waste and raw materials



Environment



Description

Minimising non-recyclable waste by facilitating and encouraging waste separation and preventing waste flows where possible. The waste policy also contributes to Stern's ambition to move towards a circular economy: from consumption to the use of raw materials.



Boundary

Management Board, Group Council, sustainability ambassadors, branch management and the waste management partner.



Target, KPI or description

- ✓ Reducing the amount of residual waste to 655 tonnes and the total amount of waste (given comparable workshop revenue)
- ✓ Recycling percentage Dealergroup Stern to 81%
- ✓ Recycling percentage SternPoint to 74%



Results



Management approach

A sustainability meeting led by an external waste management partner is held on a quarterly basis in which sustainability ambassadors from each business unit share their experiences and knowledge and formulate and follow practical business cases. Continuous adjustments are made, also due to changing internal and external factors, to ensure that we treat our environment with care and control waste costs. With our waste policy, our environmental performance is improving and the costs of waste are manageable and visible. These meetings contribute to a continuous focus on waste management and result in improvements being implemented quickly. The management receives quarterly reports. An integrated report is discussed with the Management Board every six months. In 2018, suppliers will be asked to look for possibilities for reducing waste flows directly associated with their deliveries to Stern companies.



Materiality

Waste harms the environment. Stern accordingly wishes to avoid this where possible.



Result

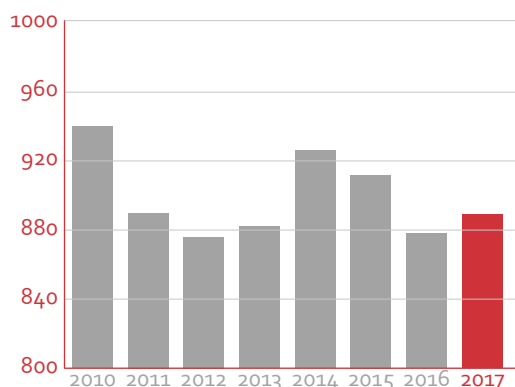
The percentage of waste separation at Dealergroup Stern is unchanged at a high level of 81%. This percentage shows that we remain at the forefront of sustainable waste management in our sector. The workshops generate large quantities of specific waste flows, and waste separation is of great importance. Initiatives to further reduce the amount of waste transport were introduced in 2017, including small and hazardous waste, and a project to set up packaging return logistics in the chain was initiated.

The total amount of residual waste in 2017 was 681 tonnes. In addition to residual waste, other flows increased in volume compared to 2016. Total volume was up 3.8% in 2017, corresponding to the growth of after-sales revenue (+3.6%).

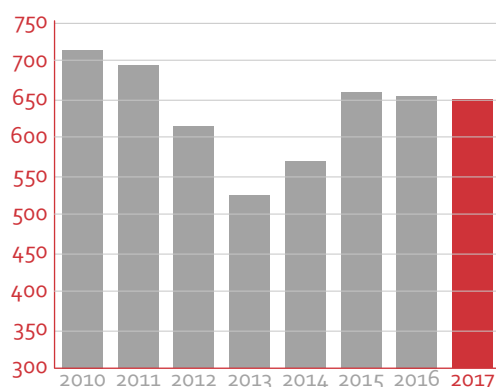
The waste separation percentage at SternPoint declined by 5% compared to the previous year to 69%. The target of 74% was therefore not achieved. The main reason for this was the connection of six newly acquired facilities, which were not yet fully operationally efficient in 2017.

Waste performance indicators 2017	2016		2017		2018
	Target	Actual	Target	Actual	Target
Total residual waste	-1%	1.8%	-1%	3.8%	-1%
Residual waste in kg per mechanic Dealergroup Stern	890	878	860	889	850
Residual waste in kg per mechanic SternPoint	650	655	650	712	650
Waste separation percentage Dealergroup Stern	80%	81%	81%	81%	82%
Waste separation percentage SternPoint	72%	74%	74%	69%	75%

Residual waste per mechanic Dealergroup Stern
In kilograms



Residual waste per mechanic SternPoint
In kilograms



Age distribution of personnel



Social



Management approach

Stern employs people in all age categories. Each category is well represented. 3% of the total workforce is aged over 66 years (2016: 2.5%). These are mostly on-call workers who return to work after retirement. The apprenticeship policy will bear fruit in the coming years, meaning that the average age will be lower. Stern encourages employees to take full or partial early retirement, however this is made more difficult by the poor quality of early retirement schemes that discourages employees from making use of them.



Materiality

The auto industry has to cope with rapidly changing technologies, which places demands on the level of education, knowledge and background of personnel at Stern companies. To achieve the right mix of employees with knowledge of traditional auto techniques and new technologies (for instance, electric power), ongoing training of employees and intake of sufficient school leavers with the right education are very important. An adequate intake also means that existing employees have to move on to other jobs within or outside the business.



Result

The number of employees aged less than 30 years rose by more than 11% in 2017 compared to a year before, while the number of employees aged between 30 and 49 years again declined slightly. The number of employees over 50 years of age on the other hand increased by just over 8%. This results in an average age of 43.1 years in 2017, a slight increase on 2016 (42.2 years). Stern is however maintaining its target and hopes to achieve a decline in the average age of its workforce of one year in 2018.



Description

Stern strives to achieve a balanced age distribution of its personnel.



Boundary

Management Team, Cluster management, Stern HRM and line managers.



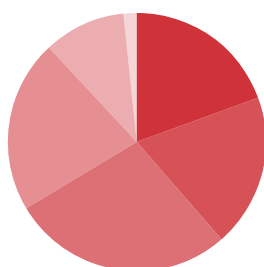
Target, KPI or description

Reducing the average age by one year each year.



Results

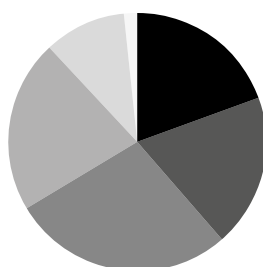
2017



< 30 years:	491	21.1%
30-39 years:	409	17.6%
40-49 years:	606	26.1%
50-59 years:	536	23.1%
60-69 years:	243	10.5%
> 70 years:	38	1.6%

Total: 2,323
Average age: 43.1

2016



< 30 years:	440	19.4%
30-39 years:	434	19.2%
40-49 years:	628	27.8%
50-59 years:	493	21.8%
60-69 years:	231	10.2%
> 70 years:	36	1.6%

Total: 2,262
Average age: 42.2

Number of trainees



Social



Management approach

The current level of trainees and interns will form the basis for a baseline measurement to be organised with the aim of further reducing the average age of the workforce. The target for 2018 is at least the same number of trainees, with further focus on the various desired competences in each cluster.



Materiality

Reducing the average age of employees is essential for Stern. The sector has seen an ageing of the workforce for several years. Many Stern branches are recognised as training companies and the trainers at Stern have been transferring knowledge and craftsmanship to young mechanics and repairers for many years. Stern offers apprenticeships to trainees following a BBL or a BOL training pathway. BBL trainees have a paid job with Stern as a recognised training company, learn on the job and go to school one day per week. BOL interns go to school four days per week and work as interns one day per week.



Result

With a large number of branches in the Amsterdam region, for several years Stern has been a member of NexTechnician, a regional training initiative in which schools, industry and the Municipality of Amsterdam work on a permanently improved connection between education and the labour market in the automotive sector. Stern has investigated whether similar initiatives can be started in the region of Utrecht/The Hague/Rotterdam in 2017. This has however not yet led to practical plans being formulated. We also looked for cooperation with the IVA Business School to attract young middle or higher educated people for sales positions. Stern wants to pursue an active policy of attracting young people to the automotive industry and retaining the best talent through providing information at schools.



Description

The number of trainees in training at Stern companies.



Boundary

Management Team, Cluster management, Stern HRM and line managers.



Target, KPI or description

At 31 December 2017, there were 120 trainees in employment who are taking a Beroeps Begeleidende Leerweg (BBL) (vocational) training. There were also 60 interns in employment as part of a Beroeps Opleidende Leerweg (BOL) (prevocational) training pathway.

Management Report

Deelgroep Stern

Stern Mobility Solutions

Stern Car Services

Report of the Supervisory Board

CSR report

Financial statements

Absenteeism management



Social



Description

The management, prevention and reduction of short, medium and long-term absenteeism due to sickness.



Boundary

Management Board, Cluster management, Stern HRM and line managers.



Target, KPI or description

Stern strives to achieve an average absenteeism percentage that is lower than the average absenteeism percentage in the industry, but is investigating whether other (more comparable) benchmarks are available. Special attention is devoted to long-term sick leave.



Management approach

Stern strives to keep its organisation vital and healthy, offering its employees pleasant and healthy working conditions. As a result of the Eligibility for Permanent Disability Benefit (Restrictions) Act (Wet verbetering Poortwachter), Stern has devoted additional attention to its absenteeism policy, with the aim of reducing sick leave by looking for and implementing preventive measures, appropriate options for reintegration and intervention. Line managers play an active role in managing sick leave during the initial period (up to six weeks). After six weeks, the HR Business Partner takes the lead in monitoring the sick leave and complying with all the obligations under this Act. Sick leave is discussed on a quarterly basis at the meetings of the Management Board.



Materiality

We take the health, involvement and development of our employees seriously. This will lead to more pleasant working conditions, less sick leave and higher labour productivity.



Result

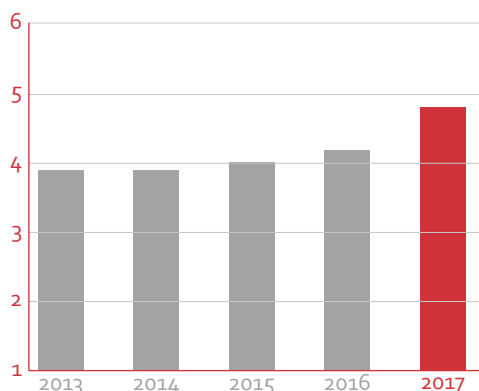
Unfortunately, absenteeism at Stern as a whole increased during 2017. The major occupational hazard in our industry continues to be physical injury. It is also well known that absenteeism rises when the economy picks up. Absenteeism came to 4.8% in 2017 (2016: 4.2%). The BOVAG industry average in 2016 was 3.8%. These absenteeism figures are prepared by ArboNed on the basis of the customer base affiliated to ArboNed. 84% of these customers have only 0-10 employees; 65% of these employees work for employers with not more than 50 employees. The national absenteeism figure in 2016 (all industries) is 4.1%. We are investigating whether there are other (more comparable) benchmarks for Stern available.

In 2017, there was in particular a rise in long-term sickness. The number of sickness reports increased by 1.8%. In 2018 we have transferred to a single health and safety service that operates in an innovative and productive way and has access to all institutions. It also provides guidance for absenteeism, reintegration and case management. Attention is also devoted to preventing absenteeism in order to promote the employability and fitness for work of employees in the long term. We hope that this quick response and different approach will positively affect absenteeism in 2018.

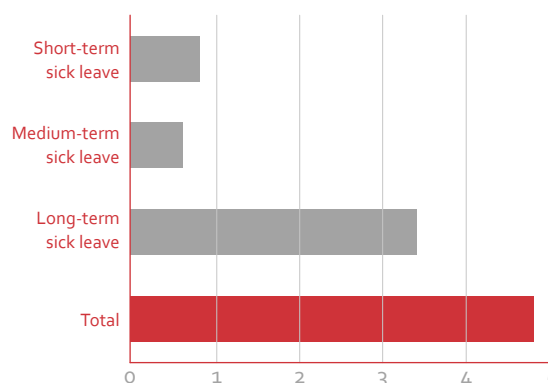


Results

Absenteeism
In %



Absenteeism in 2017 by type
In %



Reduction of CO₂ footprint



Environment



Management approach

Improving insight into energy use and improving the energy-efficiency of various production and other processes. All facilities receive a monthly energy report in which their energy use is compared to a target and their energy performance is measured.



Description

Minimising energy use by encouraging energy-saving measures. Continuous adjustments are made, also due to changing internal and external factors, to ensure that we treat our environment with care and control waste costs.



Boundary

Management Board, Group Council, sustainability ambassadors and the energy management partner.



Target, KPI or description

The energy use of all facilities in 2020 to match the best-performing branch in 2014. The emission of greenhouse gases (scope 1 & 2) is also reported on the basis of the G4 guidelines. Stern has set itself the target of reducing its CO₂ emissions by 1% a year.



Materiality

The use of energy from fossil fuels harms the environment and Stern wishes to reduce and avoid this where possible.



Result

Stern reduced its CO₂ emissions by 15% in 2017, as a result of 42% of the total volume of electricity being environmentally friendly by means of compensation with Guarantees of Origin (GoO) from European wind energy. Stern thus avoided emissions of 4,283 tonnes of CO₂. Stern will continue to increase its use of green electricity in the years to come. The target is to compensate for 100% of our total electricity volume.

Our absolute energy consumption was also lower in 2017. Total electricity consumption declined by 1.8%, with consumption of low-tariff electricity declining by more (-2.8%) than in the high-tariff segment (-1.3%). The measured gas consumption was down by 2.8%. Since 2017 was relatively warmer than 2016, the adjusted gas consumption was higher, but there was still a decline in gas consumption over 2017 (-1.1%).

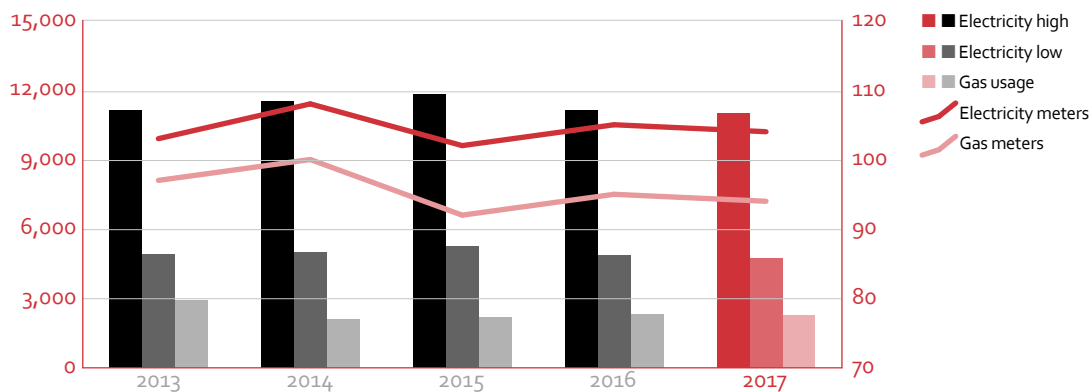
Stern again intensified its efforts to save energy in 2017, and has more control over energy consumption by means of focused energy monitoring and usage studies. A large-scale assessment was also carried out on the basis of the new Recognised Measures List (Erkende Maatregelen Lijst, or EML) for the mobility industry. The roll-out of specific energy-saving measures based on this assessment will begin in 2018.



Results

Energy consumption at Stern

kWh and m³ x 1,000 (l.h. axis), number of gas and electricity meters (r.h. axis)



Management Report

Delegatiegroep Stern

Stern Mobility Solutions

Stern Car Services

Report of the Supervisory Board

CSR report

Financial statements

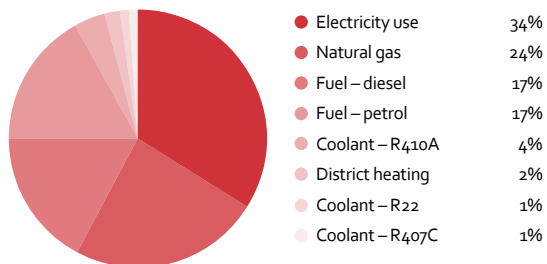
Scope 1 & 2

	Scope	Type	Unit	Number	Emission factor	Unit	CO ₂ emissions (tonnes)
Electricity – green*	2		kWh	6,600,000	0.000	kg CO ₂ /kWh	0
Electricity – grey	2		kWh	9,237,220	0.649	kg CO ₂ /kWh	5,995
Electricity	2		kWh	15,837,220			5,995
Natural gas	1		nM ³	2,278,518	1.890	kg CO ₂ /nm ³	4,306
District heating	2		GJ	8,753	35.970	kg CO ₂ /GJ	315
Fuel – Diesel	1	Diesel	Litres	900,995	3.230	kg CO ₂ /litre	2,910
Fuel – Petrol	1	Petrol	Litres	1,097,785	2.740	kg CO ₂ /litre	3,008
Fuel – LPG	1	LPG	Litres	2,274	1.806	kg CO ₂ /litre	4
Business travel personal cars	2		Vehicle km	249,168	0.220	kg CO ₂ /km	55
Air travel	2		Travel km	79,105	0.200	kg CO ₂ /km	16
Coolant – R22	1	R22	Kg	63	1,810	kg CO ₂ /kg	115
Coolant – R407C	1	R407C	Kg	83	1,774	kg CO ₂ /kg	147
Coolant – R410A	1	R410A	Kg	329	2,088	kg CO ₂ /kg	686
Coolant – R470C	1	R470C	Kg	3	2,473	kg CO ₂ /kg	7
Total							17,564

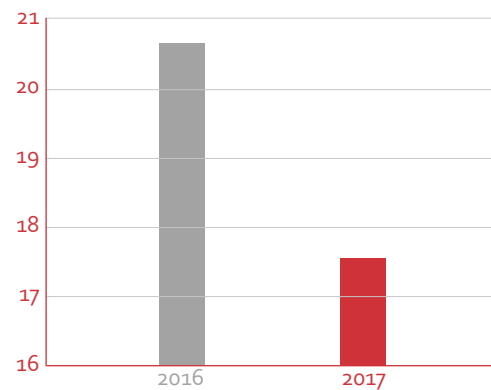
* Electricity compensated with GoO from 100% European wind power.

CO₂ footprint Scope 1 & 2

2017



CO₂ emissions In 1,000 tonnes



Peugeot 3008
Car of the Year 2017



Training and education



Social



Description

The extent to which Stern invests in its personnel.



Boundary

Management Team, Cluster management, Stern HRM and line managers.



Target, KPI or description

Stern has set itself the target of measuring the investment it makes in the training and education of its employees, as well as the number of days spent by employees on this. A baseline measurement needs to be established, on the basis of which a specific KPI can be established.



Management approach

Whether organisations survive or not depends on the extent to which they are able to adapt to continually changing external and internal circumstances. Stern applies the 70:20:10 model (70% learning on the job, 20% cooperation and interaction and 10% training and education). Training courses intended to raise, maintain or deepen product knowledge are initiated by the importers and followed at set times by employees of Dealergroup Stern. E-learning modules are also used to train sales advisers. Courses for the personal development of employees are also offered.

Management Report



Materiality

Market and product developments require Stern employees to continually learn. Customer expectations and behaviour change rapidly. The products carried by Stern are also developing at a rapid pace. Training and education aims to ensure that employees have the right knowledge and skills to continue to be successful despite these changes. Stern assigns a high priority to the development of its employees.

Dealergroup Stern

Stern Mobility Solutions



Result

Unfortunately this assessment could not be carried out in 2017 due to the lack of good connections and/or registration with the financial departments. Stern has set itself the target in 2018 of measuring the investment it makes in the training and education of its employees, as well as the number of days spent by employees on this. We will make a distinction here between professional training, leadership courses and the personal development of employees. There will be additional training to increase the customer orientation of employees in 2018 as this is part of the basis for the transformation of Stern from a car dealer holding into a service-oriented mobility partner.

Stern Car Services

Report of the Supervisory Board

CSR report

Engaged employees



Social



Description

The extent to which employees say they are happy and content with their work and their working environment.



Boundary

Management Board, Cluster management, Stern HRM and line managers.



Target, KPI or description

Preparations were made for a survey of employee engagement was in 2017. This baseline measurement will be established by an independent external agency at all the Stern businesses in the course of 2018.



Management approach

Stern is in transition from a traditional car dealer holding to a modern business. This has led to the integration of the decentralised HR departments under the leadership of an HRM director. The HR policy was further harmonised and made more professional in 2017. Stern expects to be able to test the success of this policy by means of an employee satisfaction survey and make any changes that are necessary.

Financial statements



Materiality

A satisfied employee will be less inclined to leave Stern of their own accord. Employee involvement and the extent to which employees are committed to their work and Stern are also important. Enthusiastic and loyal employees drive our organisation. Their enthusiasm is experienced by our customers. This not only benefits customer relations, it demonstrably increases customer loyalty. Measuring employee satisfaction and loyalty ensures that Stern has a detailed understanding of how its employees feel. This is a starting point for further improvement.



Result

Stern wishes to obtain insight into the working experience of employees and measure their satisfaction, engagement, enthusiasm, loyalty, motivation and customer orientation. In addition to these clear objectives, it is important that the employee satisfaction survey is widely supported within the organisation.

Non-material topics	Policy objectives and actions
---------------------	-------------------------------

Reducing environmental impact	<p>SternRent managed to improve the environmental impact of its rental fleet again in 2017. The average CO₂ emissions from passenger cars in the rental fleet declined further to 109 grams per kilometre. Only 14% of the total SternRent fleet produced CO₂ emissions of more than 131 grams per kilometre in 2017 (-1% compared to 2016).</p> <p>Since 2014, the distribution of brand parts has been combined by SternLogistiek, which has led to an environmental benefit and an indirect financial benefit. Before this integration, each company arranged its own logistics for parts. This involved 33 light commercial vehicles that collectively travelled 8,100 km per day to 550 destinations. In 2017 SternLogistiek used 23 vehicles for deliveries to 1,940 destinations (2015: 1,600), travelling approximately 6,300 kilometres (unchanged on 2016).</p>
Length of average employment	<p>On average, the length of employment at Stern was 11.4 years during 2017 and is thus virtually unchanged in comparison to 2016 (11.7 years). Mobility of labour is usually most apparent in the category of employees aged less than 35 years. In order to achieve our target of reducing the average age, Stern also strives to encourage mobility in the higher age category.</p>
Reducing the number of accidents at work: IF (Incident Frequency) and LTI (Lost Time Injury)	<p>Stern has a statutory duty of care and has to design its workplace for optimal safety at work and instruct its employees regarding safety at work. Despite this, accidents at work may happen. Stern classifies accidents at work as serious if the case involves admission to hospital for more than 24 hours, permanent injury or bone fracture. These accidents for which reporting is mandatory are notified immediately to the Labour Inspectorate. There were three serious accidents at work (involving Stern employees and third parties) in 2017.</p>
Data protection	<p>At both macro and individual level, the collection, storage and analysis of customer and other data are an essential part of our business activities. This is the only way that Stern can deliver the service its customers and prospects expect and continue to exceed their expectations. Stern possesses a wealth of data that in itself represents a significant value. Stern hopes to capitalise on its raising of data collection, refinement and analysis to the level of a strategic objective in the near future. We consider proper data protection to be an essential precondition for this. Policy regarding the protection of the data of customers and employees was defined in cooperation with an external partner in 2017. With effect from 2018, Stern is maintaining what is known as an Article 30 register in which data leaks can be recorded. A campaign to raise awareness of data protection among all employees has also been initiated. An external data protection officer has been appointed at the beginning of 2018.</p>
Engaged suppliers	<p>Stern strives to maintain long-term relationships with its suppliers. This is essential for processes to be aligned in such a way that efficiency benefits are achieved in addition to scale benefits. This requires close cooperation in which progress is regularly and critically monitored. This is based on amicable conduct of business and open communication. A meeting with representatives of the top 50 suppliers of Stern was held in 2017 at which Stern's sustainability policy was explained. It was also emphasised that Stern depends to some extent on its suppliers for the realisation of its sustainability targets. Suppliers were accordingly requested to come up with ideas and suggestions for improving sustainability. A recognisable CSR policy is an important element in the decision as to whether to extend contracts with suppliers. Sustainability and cost (or cost savings) will continue to be the main considerations in supplier selection for Stern.</p>

Non-material topics	Policy objectives and actions
Sustainable employability of employees	Sustainable employability is needed in light of the contracting labour market, necessity of labour participation and flexible demand for labour. Long-term and extensive sick leave is expensive. Much of this can be avoided if we are aware of what is going on. The dialogue with our people is the first priority in relation to sustainable employability. If we identify problems in good time, we can discuss the situation with the employee and find an appropriate solution together. Part of sustainable employability is also making use of the talent available at Stern. Sustainable employability moreover increases the flexibility of our organisation.
Promoting integrity	Stern considers it important to provide the fullest and most transparent account of its organisation and how it conducts its day-to-day business as possible. Stern accordingly provides much information in its annual report on its policy and certain themes in addition to its annual figures. In addition to the information published in this annual report Stern publishes the following documents on its website in the section on Corporate Governance: the articles of association, the regulations for the Supervisory Board, the regulations for the Audit Committee, the regulations of the Management Board, the Code of Conduct and the whistle-blower scheme. Stern has had a general Code of Conduct since 2005. The whistle-blower scheme makes it possible for all employees and others to report violations of the Code of Conduct in confidence. Once again, no violations of the Code of Conduct were reported in 2017.
Social contribution	Stern made a further donation of € 40,000 to the Dutch Society for the Protection of Birds (Vogelbescherming Nederland) for specific projects that contribute to the habitat for terns in the Netherlands. Following a successful pilot in 2015, bird tours were organised for customers of six branches during the National Bird Week in May 2017.
Social return: employees that are distanced from the labour market	In 2017, Stern made a detailed survey of the number of employees that are distanced from the labour market that included their activities and the conditions in which they do their work. Based on this survey, vacancies have been identified for which, given equal suitability, Stern will give preference to persons who are distanced from the labour market.
Male/female ratio	Due to the nature of the mainly garage-related activities and the fact that men are more likely to want to work in the automotive industry than women, the male/female ratio at Stern does not correspond to the society in which we live. At year-end 2017, the male/female ratio was 11% female compared to 89% male employees, unchanged on 2016. The number of women in staff positions increased in 2017.
Inflow and outflow	Employee turnover (outflow in FTEs compared to the workforce in FTEs) was 1.6% per month in 2017, compared to 1.2% in 2016. The increase was due to the tightness in the labour market, which has made it easier for employees to move to another employer. Further attention will be devoted to possibilities for mobility in 2018. Stern wishes to safeguard the knowledge and professionalism within the company by retaining and developing its employees.

Management Report

Dealersgroup Stern

Stern Mobility Solutions

Stern Car Services

Report of the Supervisory Board

CSR report

Financial statements

GRI index

For this report, we have used the G4 guidelines for sustainability reporting of the Global Reporting Initiative (GRI). We report according to the "Core" option.

GRI indicator	Description	Explanation/reference	Page in the report
Strategie			
G4-1	Statement of the CEO	Foreword Report of the Management Board	5 18-42
G4-2	Important consequences, risks and possibilities	Report of the Management Board	18-42
Organisational profile			
G4-3	Name of organisation	Stern Groep N.V.	Cover, inside cover
G4-4	Brands, products and/or services	Portfolio of car brands Mobility services	8 9
G4-5	Head office location	Pieter Braaijweg 6 1114 AJ Amsterdam-Duivendrecht	138
G4-6	Countries in which the organisation operates	The Netherlands only	Cover, inside cover
G4-7	Ownership structure and legal form	Shareholder information	12
G4-8	Sales markets	Sales Report of the Management Board	3 18-42
G4-9	Company size	Profile Key figures 5-year overview	Cover, inside cover 2-3 6
G4-10	Composition of workforce	Personnel CSR report	39-42 63-77
G4-11	Employees with a collective labour agreement (CLA)	CLA for the motor vehicles industry: 1,714 FTEs CLA Auto Body Shops: 276 FTEs	39-42
G4-12	Description of the organisation's supply chain Description of value chain	Report of the Management Board CSR report Value creation	18-42 63-77 66
G4-13	Significant organisational changes during the reporting period	Report of the Management Board	18-42
G4-14	Disclosure of application of the precautionary principle	Risks	44-47
G4-15	Externally developed initiatives endorsed by the organisation	Corporate Social Responsibility	63-77

GRI indicator	Description	Explanation/reference	Page in the report
Material aspects			
G4-16	Membership of associations and interest organisations	BOVAG, ARN, IvDM, FOCWA, VNA and OCDM	63
G4-17	Operational structure of the organisation Entities included in the consolidated financial statements	Business model Report of the Management Board Annual accounts Structure	16 18-42 90 136
G4-18	Process for defining report content and aspect boundaries	About this CSR report Stakeholders and materiality Materiality matrix	64 65 64
G4-19	List of material aspects for defining report content	Stakeholders and materiality Materiality matrix Value creation	65 64 66
G4-20	Boundary for each material aspect within the organisation	Targets and notes on material topics Overview of non-material topics	68-75 76-77
G4-21	Boundary for each material aspect outside the organisation	Targets and notes on material topics Overview of non-material topics	68-75 76-77
G4-22	Restatements	Stakeholder dialogue and materiality	65
G4-23	Changes in scope and aspect boundaries in the reporting	Stakeholder dialogue and materiality	65
Stakeholder engagement			
G4-24	Stakeholder groups engaged by the organisation	Stakeholder dialogue Stakeholder dialogue and materiality Corporate governance	65 65 48-50
G4-25	Basis for selection of stakeholders	Stakeholder dialogue and materiality	65
G4-26	Approach to stakeholder engagement	About this CSR report Stakeholder dialogue and materiality	64 65
G4-27	Reaction of the organisation to aspects raised in stakeholder contacts	Stakeholder dialogue About this CSR report Stakeholder dialogue and materiality	65 64 65
Report profile			
G4-28	Reporting period	1 January to 31 December 2017	1
G4-29	Date of previous report	17 March 2017	1
G4-30	Reporting cycle	Annual	1
G4-31	Contact information	jaarrapport@stern.nl	Colophon
G4-32	GRI reference table	About this CSR report GRI 4 "Core"	64 64

GRI indicator	Description	Explanation/reference	Page in the report
Governance			
G4-34	Governance structure of the organisation	Corporate governance	48-50
G4-35	Process for delegation of responsibility for economic aspects, environmental aspects and social issues from the highest governance body to senior managers	Corporate governance About this CSR report	48-50 64
G4-36	Managers with responsibility for economic aspects, environmental aspects and social issues and whether they report to the highest governance body	Corporate governance About this CSR report	48-50 64
G4-38	Composition of highest governance body	Details of the Supervisory Board Report of the Supervisory Board Corporate governance	52 54-56 48-50
G4-SO11	Number of formal complaints	Code of conduct	77
Ethics and integrity			
G4-56	Values, principles, standards and norms of behaviour in the organisation	Core values of Stern Personnel Materiality matrix Engaged suppliers CSR report	7 39-42 64 76 63-77
Financial solidity			
G4-DMA	Economic aspects	Report of the Management Board Annual accounts Value creation	18-42 83 66
G4-EC1	Direct economic values generated and distributed	Report of the Management Board Annual accounts Value creation	18-42 83 66
G4-EC7	Development and impact of investments	Report of the Management Board	18-42
G4-EC8	Indirect economic impact	Report of the Management Board Annual accounts Value creation	18-42 83 66

GRI indicator	Description	Explanation/reference	Page in the report
Reducing the CO₂ footprint			
<i>Terugdringen CO₂-footprint</i>			
G4-EN3		Energy consumption within the organisation	73-74
G4-EN5		Energy intensity	73-74
G4-EN6		Energy saving CO ₂ emissions	73-74
G4-DMA		Reducing the CO ₂ footprint	73-74
<i>Waste and raw materials management</i>			
G4-EN15		Greenhouse gas emissions – scope 1 CO ₂ emissions	74
G4-EN16		Greenhouse gas emissions – scope 2 CO ₂ emissions	74
G4-EN18		Waste performance indicators	70
G4-EN33		Improving the supply chain: Engaged suppliers	76
		Improving the supply chain: Reducing waste flows	70
G4-DMA		Waste and raw materials management	70
<i>Employees (satisfaction)</i>			
G4-LA1		Composition of employees	39-42, 64-77
G4-LA4		Health & Safety	76
G4-LA6		Health & Safety	76
<i>Training and education</i>			
G4-LA9/ LA-10		Training and education	75
<i>Customer satisfaction</i>			
G4-PR5	Results of customer satisfaction	Customer satisfaction	68



Financial statements 2017

84	Consolidated financial statements	124	Company financial statements
84	Consolidated statement of income	124	Company statement of income
85	Consolidated statement of comprehensive income	125	Company statement of financial position at 31 December
86	Consolidated statement of financial position at 31 December	126	Notes to the company financial statements
88	Statement of changes in equity	126	1. Accounting principles
89	Consolidated statement of cash flow	126	2. Property, plant and equipment
90	Notes to the consolidated financial statements	127	3. Financial assets
90	1. Accounting principles	127	4. Equity
99	2. Segmental analysis	127	5. Other notes
100	3. Business combinations and divestments	128	Other information
102	4. Net revenue	128	Profit appropriation according to the articles of association
103	5. Cost of sales	128	Dividend
103	6. Other income	129	Independent auditor's report
103	7. Employee expenses		
104	8. Other operating expenses		
104	9. Result from associates		
104	10. Financial income and expenses		
105	11. Income taxes		
106	12. Earnings per share		
107	13. Intangible assets		
109	14. Property, plant and equipment		
110	15. Investment property		
110	16. Investments in associates		
111	17. Other financial assets		
111	18. Inventory		
111	19. Trade receivables		
112	20. Other receivables, accrued income and prepaid expenses		
112	21. Cash and cash equivalents		
112	22. Equity		
113	23. Pension liabilities		
113	24. Provisions		
114	25. Interest-bearing loans		
114	26. Financial instruments		
118	27. Trade and other payables		
118	28. Tax and social insurance contributions		
118	29. Other payables, accrued liabilities and deferred income		
119	30. Note to the statement of cash flow		
119	31. Objectives and policy regarding the management of financial risks		
121	32. Contingent assets and liabilities		
122	33. Related party disclosures		
122	34. Remuneration of the Management Board and the Supervisory Board		
123	35. Subsequent events		

(amounts x € 1,000)

Consolidated statement of income

	Note	2017	2016
Net revenue	4	1,124,677	1,097,630
Cost of sales	5	(935,053)	(907,850)
Gross profit		189,624	189,780
Other income	6	8,942	9,359
Employee expenses	7	(118,334)	(112,574)
Amortisation of intangible assets	13	(59)	(59)
Amortisation	14/15	(7,704)	(7,859)
Other operating expenses	8	(59,779)	(59,910)
Operating profit (EBIT)		12,690	18,737
Result from associates	9	72	46
Financial income and expenses	10	(3,326)	(3,404)
Profit/(loss) before tax		9,436	15,379
Income taxes	11	(1,937)	(4,031)
Profit/(loss) after tax (attributable to Shareholders of Stern Groep N.V.)		7,499	11,348
Earnings per share	12		
Weighted average number of outstanding shares		5,675,000	5,675,000
Earnings per share based on profit after tax		€ 1.32	€ 2.00
Earnings per share – diluted – after tax		€ 1.32	€ 2.00

(amounts x € 1,000)

Consolidated statement of comprehensive income

	Note	2017	2016
Profit after tax (attributable to Shareholders of Stern Groep N.V.)		7,499	11,348
Other comprehensive income <i>Other comprehensive income to be transferred to the statement of income in the following periods</i>			
Effective portion of changes to the cash flow hedge	31	707	723
Income taxes		<u>(177)</u>	<u>(181)</u>
Income and expenses not recognised in the statement of income		<u>530</u>	<u>542</u>
Total comprehensive income after tax (attributable to the shareholders of Stern Groep N.V.)		8,029	11,890

Management Report

Dealgroep Stern

Stern Mobility Solutions

Stern Car Services

Report of the Supervisory Board

CSR report

Financial statements

(amounts x € 1,000)

Consolidated statement of financial position at 31 December

	Note	31 December 2017	31 December 2016
Assets			
Non-current assets			
Intangible assets	13	30,502	30,011
Property, plant and equipment	14	297,056	280,294
Investment property	15	–	–
Investments in associates	16	976	991
Other financial assets	17	13,638	11,233
Deferred tax assets	11	20,288	22,428
		<u>362,460</u>	<u>344,957</u>
Current assets			
Inventory	18	227,208	222,797
Trade receivables	19	24,568	47,576
Other receivables, accrued income and prepaid expenses	20	9,661	7,530
Cash and cash equivalents	21	1,216	993
		<u>262,653</u>	<u>278,896</u>
Total assets		<u>625,113</u>	<u>623,853</u>

(amounts x € 1,000)

	Note	31 December 2017	31 December 2016
Equity and liabilities			
Equity (attributable to the shareholders of Stern Groep N.V.)			
Issued capital	22	593	593
Share premium		114,734	114,734
Other reserves		33,740	27,772
Revaluation reserve		4,688	2,252
Unallocated result		5,593	11,643
		<u>159,348</u>	<u>156,994</u>
Non-current liabilities			
Interest-bearing loans	25	206,444	6,292
Provisions	24	1,447	1,414
Advance receipts from lease and warranties	29	1,303	1,305
		<u>209,194</u>	<u>9,011</u>
Current liabilities			
Interest-bearing loans	25	97,688	292,565
Provisions	24	640	988
Trade and other payables	27	134,362	133,050
Derivatives	26	285	992
Tax and social security contributions	28	4,068	4,615
Other payables, accrued liabilities and deferred income	29	19,528	25,638
		<u>256,571</u>	<u>457,848</u>
Total equity and liabilities		<u>625,113</u>	<u>623,853</u>

Management Report

Dealgroep Stern

Stern Mobility Solutions

Stern Car Services

Report of the Supervisory Board

CSR report

Financial statements

(amounts x € 1,000)

Statement of changes in equity

	Issued capital	Share premium reserve	Other reserves	Revaluation reserve	Unallocated result	Total
Balance at 1 January 2017	593	114,734	27,772	2,252	11,643	156,994
Profit after tax	–	–	–	1,906	5,593	7,499
Other comprehensive income after tax	–	–	–	530	–	530
Total comprehensive income for 2017 (attributable to the shareholders of Stern Groep N.V.)	–	–	–	2,436	5,593	8,029
Result appropriation	–	–	11,643	–	(11,643)	–
Cash dividend	–	–	(5,675)	–	–	(5,675)
Balance at 31 December 2017	593	114,734	33,740	4,688	5,593	159,348

	Issued capital	Share premium reserve	Other reserves	Revaluation reserve	Unallocated result	Total
Balance at 1 January 2016	593	114,734	22,774	2,005	10,673	150,779
Profit after tax	–	–	–	(295)	11,643	11,348
Other comprehensive income after tax	–	–	–	542	–	542
Total comprehensive income for 2016 (attributable to the shareholders of Stern Groep N.V.)	–	–	–	247	11,643	11,890
Result appropriation	–	–	10,673	–	(10,673)	–
Cash dividend	–	–	(5,675)	–	–	(5,675)
Balance at 31 December 2016	593	114,734	27,772	2,252	11,643	156,994

(amounts x € 1,000)

Consolidated statement of cash flow

	Note	2017	2016
Profit/(loss) before tax		9,436	15,379
Adjustments for:			
Result from associates	9/16	(72)	(46)
Result Bovemij Verzekeringsgroep N.V.	26	(1,906)	295
Interest expense in result	10	3,326	3,404
Amortisation of intangible assets	13	59	59
Depreciation of property, plant and equipment and investment property	14/15	51,232	50,511
Result on sale of business segments	3	–	(311)
Result on sale of property, plant and equipment		(5,394)	(8,672)
Contribution to (withdrawal from) provisions	25	(315)	(1,730)
Advance receipts from lease and warranties		(2)	83
Movements in working capital:			
• movement in inventory		(4,289)	(33,598)
• movement in accounts receivable		20,965	682
• movement in accounts payable		(5,390)	31,554
Cash flow from business operations		67,650	57,610
Dividend received			
from associates		–	11
Tax paid		(401)	(605)
Interest paid		(2,882)	(3,434)
		(3,283)	(4,028)
Cash flow from operating activities		64,367	53,582
Investments in property, plant and equipment	14	(138,608)	(113,787)
Acquisitions, excluding cash receive	3	(949)	(314)
Investments in financial assets	13	(500)	–
Divestments of property, plant and equipment	14/15	76,313	63,688
Received from sale of business divisions	3	–	490
Cash flow from investment activities		(63,744)	(49,923)
Dividends paid		(5,675)	(5,675)
Change in interest-bearing loans	25	5,275	2,401
Cash flow from financing activities		(400)	(3,274)
Movement in cash		223	385
Cash and cash equivalents at opening date	21	993	608
Cash and cash equivalents at closing date	21	1,216	993
Movement in cash		223	385

Management Report

Dealergroup Stern

Stern Mobility Solutions

Stern Car Services

Report of the Supervisory Board

CSR report

Financial statements

Notes to the consolidated financial statements

1 Accounting principles

General

Stern Groep N.V. has its registered office in Amsterdam and is active in car mobility in the Netherlands.

Stern Groep N.V. is registered in the trade register of the Chamber of Commerce under number 24064937.

The shares of Stern Group N.V. are listed on Euronext Amsterdam. The company's core business consists of:

- Dealergroep Stern is engaged in the sale of new and used passenger cars and light commercial vehicles, as well as the provision of maintenance and repair of passenger cars and light commercial vehicles.
- Stern Mobility Solutions is engaged in dealer leasing, regional leasing, fleet management and the sale of financial and other mobility products.
- Stern Car Services focuses on car body repair services and basic maintenance of passenger cars.

The core businesses are mainly concentrated in the provinces of Noord- and Zuid-Holland, Utrecht and Noord-Brabant.

The Management Board prepared the financial statements on 7 March 2018. The annual financial statements will be submitted for adoption to the General Meeting on 9 May 2018.

General policies for preparation of the consolidated financial statements

The consolidated financial statements have been prepared according to the accounting policies of Stern Groep N.V. and according to the International Financial Reporting Standards (IFRS) as published by the International Accounting Standards Board (IASB) and adopted by the European Union. The financial statements are denominated in euros. All transactions in the financial year were in euros.

The valuation and the determination of the result are made on the basis of historical cost. Unless otherwise stated under the item concerned, the assets and liabilities are included at historical cost. Income and expenses are allocated to the year to which they relate. Profits are only recognised to the extent that they have been realised on the closing date. Losses and risks originating before the end of the reporting year are included if they are known prior to the preparation of the financial statements. All balances, transactions, income and expenses within the group and profits and losses arising from transactions within the group that are included in the assets have been fully eliminated.

Principles for consolidation and group relationships

The consolidated financial statements include the figures for the company financial statements of Stern Groep N.V., its group companies and the special purpose entity Zwaanlease B.V., over which Stern Group N.V. exercises control. Control is defined as the power to direct financial and operational policy in order to obtain benefits from operations. The companies included in the consolidation are shown in the list below, which is prepared according to the organisational structure. The organisational structure differs from the legal structure.

SternFacilitair B.V., Amsterdam

- SternPixel B.V., Hoofddorp
- SternFacilitair MN B.V., Amsterdam
- SternFacilitair SLB B.V., Amsterdam
- Stern Customer Services B.V., Amsterdam
- Falco Auto B.V., Wormerveer

Dealergroep Stern B.V., Amsterdam

- Stern 1 B.V., Utrecht
Stern Auto B.V., Utrecht
Stern Auto II B.V., Utrecht
- Stern 2 B.V., Eindhoven
Arend Auto B.V., Eindhoven
Arend Motors B.V., Eindhoven
- Stern 3 B.V., Rotterdam
Ardea Auto B.V., Hoofddorp
- Stern 4 B.V., Amsterdam
Svala Auto B.V., Haarlem
Jager Auto B.V., Purmerend
Vireo Auto B.V., Purmerend
SternExclusief B.V., Purmerend
- Stern 5 B.V., Purmerend
Heron Auto B.V., Purmerend
Heron Auto Agenten B.V., Purmerend
Durmi Auto B.V., Purmerend
Havik Auto B.V., Wormerveer

Stern Mobility Solutions B.V., Purmerend

- Stern Leasing N.V., Purmerend
- SternLease B.V., Purmerend
- SternRent B.V., Purmerend
- SternPartners B.V., Purmerend
- Mango Mobility Services B.V., Amsterdam

Stern Car Services B.V. Purmerend

- SternPoint B.V., Amsterdam
- SternTec B.V., Wateringen
- Flexmo B.V., Wateringen
- Stern 8 B.V., Amsterdam

Special purpose entity in which Stern Groep N.V. is not a shareholder:

- Zwaanlease B.V., Amsterdam

This list shows the situation at 31 December 2017. The financial data of the group companies are fully recognised in the consolidated financial statements after elimination of intragroup debt relationships and transactions.

Stern Groep N.V. has accepted joint and several liability for the obligations arising from legal actions taken by the companies appearing in the list above (all 100%-owned), in accordance with Section 403 of Part 9 of Book 2 of the Dutch Civil Code, with the exception of Zwaanlease B.V. Stern Groep N.V. is a fiscal unity for corporate income tax purposes which includes its subsidiaries, with the exception of Stern Leasing N.V. and SternLease B.V., which together form part of a separate fiscal unity. Under the standard conditions applying to fiscal unities, the participating companies are jointly and severally liable for corporate income tax due. Zwaanlease B.V. is independently liable for tax.

Group companies are consolidated from the date on which decisive control can be exercised. The results of group companies that have been divested are included in the consolidation until the date on which decisive control is no longer exercised.

Zwaanlease B.V. is incorporated for the securitisation of the lease portfolio for the purpose of financing the leasing operations, and its shares are not held by Stern. The financial data of Zwaanlease B.V. are fully consolidated in the consolidated financial statements because on the basis of contractual agreements Stern Groep N.V. has control over the relevant activities of Zwaanlease B.V. that materially affect the variable returns of Stern Groep N.V. and have the potential to affect the size of the return.

Significant accounting judgements and estimates

The most significant assumptions for the future and other key sources of estimation uncertainty at closing date that have a substantial risk of causing a material adjustment to the carrying amount of assets and liabilities in the following financial year are:

Impairment tests Stern Groep N.V. determines at least once a year whether goodwill has been subject to impairment. In addition, Stern Groep N.V. determines whether there are indications of impairment or there are onerous activities that could require recognition of an impairment of assets. This involves estimating the value in use of the cash-generating units to which the goodwill is attributed and the onerous activities. To estimate the value in use, Stern Groep N.V. has to estimate the expected future cash flows of the cash-generating unit and determine a suitable discount rate to calculate the present value of these cash flows. Estimates of

future cash flows are based on assumptions with respect to gross margins and developments in operating expenses. These estimates are inherently uncertain, meaning that actual cash flows may vary from the management estimates. The carrying amount of the goodwill at 31 December 2017 was € 30.0 million (2016: € 29.5 million). For further information, see note 13 Intangible assets.

Deferred tax To the extent that it is likely that there will be taxable profit against which the losses can be set off, deferred tax assets are recognised for the unused tax loss carry-forwards and temporary differences between valuations for commercial and tax purposes. A significant degree of estimation of the probable timing and level of future taxable profits is required by the management to determine the amount of deferred tax assets that can be recognised. The actual taxable profits against which tax loss carry-forwards can be set off may vary from these management estimates. The carrying amount of the deferred tax asset recognised at 31 December 2017 was € 20.3 million (2016: € 22.4 million). For further information, see note 11 Income taxes.

Residual value analysis The residual values of the cars made available to customers under operating lease contracts are estimated once a year by the residual value committee. This committee includes employees possessing specific expertise, extensive knowledge of the market and years of experience in the valuation of residual values of cars. Apart from their own knowledge and experience, these employees also use independent information in their estimation of residual values, such as Autotelex.

Off-balance sheet inventory For the inventory of new passenger cars and light commercial vehicles, an assessment is made to establish whether all the key rights to economic benefits and all major risks have been transferred by the importers to Stern Groep N.V. If these rights and risks have been transferred as of the closing date, Stern Groep N.V. has power of disposal and the passenger cars and light commercial vehicles concerned are recognised in the statement of financial position under Inventory (note 18). While the major rights and risks have not yet been transferred to Stern Groep N.V., the passenger cars and light commercial vehicles are not recognised in the statement of financial position and are disclosed as contingent liabilities (note 32).

Sale and leaseback In December 2017, Stern Groep N.V. sold two premises and leased them back (sale and leaseback, note 14). The assessment of whether this transaction constitutes an operating lease or a financial lease involved an evaluation of all the contractual conditions. The key estimates by the management relate to the economic life of the premises and the present value of the minimum lease payments in comparison to the fair value of the premises. Based on this assessment, the sale and leaseback transaction qualifies as an operating lease, meaning that not all the major risks and benefits of ownership are retained by Stern Groep N.V. The difference between the carrying amount and the sale price is recognised as a gain under Other income in the statement of income for 2017.

Management Report

Dealergroup Stern

Stern Mobility Solutions

Stern Car Services

Report of the Supervisory Board

CSR report

Financial statements

Summary of the main principles for financial reporting

INTANGIBLE ASSETS

Goodwill Business combinations are recognised using the acquisition method. The cost of an acquisition is determined as the total of the payment transferred (the fair value as at the acquisition date) and the amount of any minority interest in the acquired party. For each business combination, Stern Groep N.V. values the minority interest in the acquired party at either fair value or a proportion of the net assets of the acquired party. Costs relating to the acquisition are charged directly to the statement of income.

If Stern Groep N.V. acquires a company, it assesses the financial assets and liabilities acquired for the purpose of correct classification and identification of mainly intangible assets, in accordance with the contractual conditions, the economic circumstances and other relevant circumstances. This also concerns, if necessary, the separation of derivatives contractually entered into by the acquired party.

If the business combination is realised in various phases, the fair value of the interest previously held by Stern Groep N.V. in the acquired party is recalculated as at the acquisition date with changes in value recognised in the statement of income. Any contingent payments transferred by Stern Groep N.V. are recognised at fair value as at the acquisition date. Subsequent changes in the fair value of the contingent payment classified as an asset or a liability are, in accordance with IAS 39, recognised either in the statement of income or as a change in other comprehensive income. If the contingent payment is classified as equity, revaluation is only effected on definitive settlement in equity.

Goodwill is initially measured at cost, that is the amount by which the payment transferred exceeds the net value of the assets and liabilities acquired. If this payment is less than the fair value of the net assets of the acquired subsidiary, the difference is recognised in the statement of income. After initial recognition goodwill is measured at cost, less any accumulated impairments. For the purpose of impairment testing, from the acquisition date the goodwill arising from a business combination is attributed to the cash-generating units that are expected to benefit from the business combination, regardless of whether assets or liabilities of the acquired entity are attributed to these units.

If goodwill is part of a cash-generating unit and a part of the business operation within this unit is divested, the goodwill relating to the divested operation is included in the carrying amount of this operation for the purpose of establishing the result arising from the divestment. Goodwill divested in such circumstances is calculated on the basis of the relative proportion of the value of the divested operation and the part of the cash-generating unit that is retained.

Licences Licences for the operation of fuel sales points, with the associated entitlement to the operating results, that are acquired separately are initially recognised at cost. Licences

acquired with a business combination are recognised as such and carried at fair value as of the acquisition date.

Subsequently, licences are carried at cost less cumulative amortisation and any cumulative impairments. Licences are determined as having either a limited or an indefinite useful life. Licences with a limited useful life are amortised over the period of use, taking account of residual value, and tested for impairment annually.

The amortisation period and method for a licence with a limited useful life is assessed at least at the end of each financial year. Changes in the expected useful life or in the expected pattern of the future economic benefits from the asset are recognised by means of a change to the amortisation period or method and treated as a changed estimate. The amortisation expense on intangible assets with a limited useful life is recognised in the statement of income in the cost category appropriate to the intangible asset. Licences with an indefinite useful life are not amortised, and are tested annually for impairment.

PROPERTY, PLANT AND EQUIPMENT

Property, plant and equipment Property, plant and equipment is carried at cost, excluding the costs of daily maintenance, after deduction of cumulative depreciation and cumulative impairments.

This cost also includes the costs of replacing parts of property, plant or equipment if these costs meet the criteria for recognition in the statement of financial position. Depreciation is applied on a straight-line basis based on the useful life of the asset in question.

The carrying amounts of property, plant and equipment are tested for impairment if events or changes in circumstances indicate that the carrying amount may not be recoverable. Any impairments are charged to the statement of income. A reversal of an impairment is credited to the statement of income up to the carrying amount that would have been determined if no impairment of the asset had been recognised in previous years.

An item of property, plant and equipment is derecognised in the statement of financial position in case of divestment or if no future economic benefits are expected to be realised from its use. Any gain or loss arising from the derecognition of the asset in the statement of financial position is recognised in the statement of income during the year in which the asset is derecognised in the statement of financial position. The residual value of the asset and its useful life are assessed annually and adjusted if necessary at year-end. Reclassification to investment property is only effected if there is a change in use as evidenced by termination of own use, the commencement of an operating lease with another party or completion of construction or redevelopment activities.

Assets in production Assets in production for own use are measured at the direct costs incurred as at closing date, plus directly related financing costs and less any impairment. The financing costs are attributed to the carrying amount of the asset in production until the asset in question is ready for use. The interest rate is determined as the interest rate the

company pays on its short-term finance (Euribor plus a spread).

Operating lease cars This item concerns cars leased under operating lease contracts. Operating lease cars are leased under contracts whereby virtually all the risks and benefits of ownership remain with Stern Groep N.V. Depending on their nature, the assets in question are recognised by Stern Groep N.V. as operating lease cars under property, plant and equipment in the statement of financial position. Operating lease cars are carried at cost after deduction of cumulative depreciation and any cumulative impairments. The assets are depreciated over the useful life to the expected residual value. The depreciation expenses are recognised in the statement of income under cost of sales. The residual value of the asset is assessed annually and adjusted if necessary at year-end.

The cost of operating lease cars consists of the purchase price and any directly attributable expenses in connection with preparation of the asset in question for the intended use. Any trade discounts are deducted when calculating the purchase price.

Losses arising from impairments are usually due to a negative development in the estimated residual value of the lease cars. An assessment is made at the closing date to establish whether there are indications of impairment. If such indications exist, the asset's recoverable value is estimated. Impairments are recognised if the carrying amount of the operating lease asset exceeds the recoverable value. The recoverable value is defined as the fair value less the costs of sale or the value in use of the asset, whichever is higher. The value in use is the expected result on sale on disposal of the item and other estimated future cash flows that can be attributed to the item. Impairments are recognised directly in the statement of income under cost of sales.

Rental cars The cost of cars held for rental consists of the purchase price plus any directly attributable costs for bringing the rental cars in question up to the desired level of operation. Trade discounts are deducted in the calculation of the cost of acquisition. Volume discounts are depreciated over the useful life of the asset. Rental cars are recognised at cost after deduction of cumulative depreciation and any cumulative impairments. Depreciation is applied to rental cars on a straight-line basis over the useful life to the expected residual value. The depreciation expenses are recognised under cost of sales. Losses arising from impairments are usually due to a negative development in the residual value of the rental cars. An assessment is made at the closing date to establish whether there are indications of impairment. If such indications exist, the asset's recoverable value is estimated. Impairments are recognised in the statement of income under cost of sales at such time and to the extent that the carrying amount of the rental cars exceeds their recoverable value.

Investment property On initial recognition, investment property is measured at cost, including transaction costs. After

initial recognition, investment property is measured at cost after deduction of cumulative depreciation and impairments. The carrying amount consists of the costs of replacing a part of the existing property as soon as these costs are incurred and the conditions for recognition are met, and excludes the costs of the daily maintenance of the property. Rental income is recognised under Other income. Depreciation expenses are recognised in the result under depreciation of property, plant and equipment.

Investment property is derecognised in the statement of financial position if it is divested or if it is permanently taken out of use and no future economic benefits are expected to accrue from the divestment. Gains or losses arising from taking out of use or divestment of investment property are recognised in the statement of income in the year in which they occur.

Reclassification from investment property is only effected if there is a change of use as evidenced by commencement of own use, or the start of development for the purpose of a later sale.

FINANCIAL NON-CURRENT ASSETS

Investments in associates Investments in associates are recognised according to the equity method. An associate is an entity over which Stern Groep N.V. has material influence, but is not a subsidiary or is not part of a collective agreement. Under the equity method, investments in associates are recognised in the statement of financial position at cost plus changes in the share of Stern Groep N.V. in the net assets of the associate after acquisition. After application of the equity method, Stern Groep N.V. determines whether an impairment needs to be recognised for its net investment in the associate. The share in the operating result of the associate is recognised in the statement of income. If a change is recognised directly in the equity of the associate, Stern Groep N.V. recognises its share in the change and includes this in the statement of changes in equity. The reporting dates of the associates and Stern Groep N.V. are the same and their accounting policies are in accordance with those applied by Stern Groep N.V. for similar transactions and events in similar circumstances. The share of Stern Groep N.V. in the results from transactions between Stern Groep N.V. and its associates is eliminated. Once there is no longer material influence over an associate, Stern Groep N.V. changes the measurement of its remaining investment in the fair value. Any difference between the carrying amount of the associate at the time of loss of material influence and the fair value of the remaining investment plus the proceeds of the divestment is recognised in the statement of income.

Other financial assets Investments in equity instruments are measured at fair value. The resulting changes in value are recognised in the statement of income. Investments in participating interests over which Stern Groep N.V. has no material influence are measured at fair value, with changes in value recognised in the statement of income.

Management Report

Dealgroep Stern

Stern Mobility Solutions

Stern Car Services

Report of the Supervisory Board

CSR report

Financial statements

IMPAIRMENT OF ASSETS

Impairment of assets Stern Groep N.V. assesses whether there are indications that an asset has been subject to impairment as at the reporting date. If such indications exist, or if the annual test for impairment of an asset is required, Stern Groep N.V. estimates the recoverable value of the asset. An asset's recoverable value is the fair value of the asset or cash-generating unit after deduction of costs of sale or the value in use, whichever is higher. If the carrying amount of an asset is higher than its recoverable value, the asset is considered to be subject to impairment and will be written down to its recoverable value. The determination of the value in use consists of calculating the present value of the estimated future cash flows, with application of a discount rate after tax that takes account of the current market assessments of the time value of money and the specific risks of the asset. Impairments of continued business operations are recognised in the statement of income in the cost category corresponding to the asset in question.

At each reporting date, there is an assessment of whether there are indications that a previously recognised impairment loss no longer exists or has been reduced. If such indication exists, the recoverable value is estimated. A previously recognised loss due to impairment is only reversed if a change has occurred in the estimate that was used to determine the asset's recoverable value since the recognition of the most recent impairment. If this is the case, the carrying amount of the asset is increased to its recoverable value. This increased amount may not be higher than the carrying amount that would have been determined (after deduction of depreciation) if no impairment of the asset had been recognised in previous years. Such reversals are recognised in the result. After such a reversal, the depreciation expense is adjusted in order that the revised carrying amount of the asset (after deduction of any residual value) is systematically attributed to future periods over the remaining useful life. Impairments in relation to goodwill are not reversed.

CURRENT ASSETS

Inventory Inventory is carried at the cost of acquisition or the recoverable value if lower. The market value of the inventory of used passenger cars and light commercial vehicles is the directly realisable proceeds on sale. The acquisition price of the inventory of used and new passenger cars that are subject to purchase tax on private motor vehicles and motorcycles also referred to as luxury tax (Belasting Personenauto's en Motorrijwielen, or "BPM"), excludes BPM for passenger cars without vehicle registration certificates and includes BPM for passenger cars with vehicle registration certificates.

Margin cars are used cars for which the value-added tax (VAT) can no longer be reclaimed on purchase by Stern Groep N.V. For sales of margin cars, VAT is due only on the realised margin. The measurement of the inventory of margin cars takes account of the associated deferred VAT liability. This means that the deferred VAT liability is deducted from the carrying amount of the inventory of used passenger cars, taking account of the sale margin included in the inventory.

Trade receivables, other receivables, prepayments and accrued income Trade and other receivables are initially recognised at fair value and subsequently at amortised cost, using the effective interest method and after deduction of the provision for uncollectible debt. A provision for uncollectible debt is formed at such time as a receivable cannot be collected in full. The contribution to the provision is recognised in the statement of income.

Cash and cash equivalents Cash and cash equivalents concern freely available credits at banks and cash in hand.

LIABILITIES

Provisions A provision is recognised if (i) Stern Groep N.V. has a present obligation (contractual or actual) as a result of a past event; (ii) it is probable that an outflow of resources embodying economic benefits will be required to settle the obligation and (iii) a reliable estimate can be made of the amount of the obligation. If Stern Groep N.V. expects some or all of a provision to be reimbursed, the reimbursement is recognised as a separate asset only when reimbursement is virtually certain, for instance as a result of an insurance contract. The expense relating to any provision is presented in the statement of income net of any reimbursement. If the effect of the time value of money is material, provisions are discounted at a rate before tax that reflects, where appropriate, the risks specific to the liability. Where discounting is used, the increase in the provision due to the passage of time is recognised as a financial expense. Under IAS 19, a provision for future jubilee payments has to be included. This provision is formed during the course of the employment of an employee. The provision is included at present value using the projected unit credit method, with actuarial results being recognised directly in the statement of income.

Pensions and other arrangements for severance payments The pensions of virtually all the employees of Stern Groep N.V. are placed with the Occupational Pension Fund for the Metal and Technology Industry (*Pensioenfonds Metaal en Techniek, or PMT*). This pension scheme qualifies as a defined benefit pension scheme, in which the pension benefit is based on the length of service and the average salary of the employee during their service. The balance of the assets and liabilities relating to the scheme must be recognised in the statement of financial position as a receivable or an obligation. The PMT has stated that it is not able to provide the information to participating companies that is required for defined benefit pension schemes under IAS 19. There is moreover no contractual agreement between the PMT and Stern Groep N.V. stating that shortfalls have to be made up by Stern Groep N.V. For this reason, the scheme is treated as a defined contribution scheme and the pension contributions due over the financial year are recognised as pension expense in the result. The employees who do not have their pension scheme with the PMT have their pensions with Nationale Nederlanden N.V. This pension scheme is a defined contribution scheme.

Advance receipts from lease and warranties Advance receipts from lease and warranties relating to repairs, maintenance and tyres concern payments received for services to be rendered after the closing date chiefly in relation to maintenance, repairs and the replacement of tyres. The part of these advance receipts that relates to the next subsequent financial year is recognised under current liabilities.

Interest-bearing loans All loans are carried on initial recognition at the fair value of the consideration received less directly attributable transaction costs. After initial recognition, interest-bearing loans are subsequently carried at amortised cost calculated using the effective interest method. Gains and losses are recognised in the result once the loans and receivables on the statement of financial position are derecognised or impaired.

Tax payable and available for set-off This item concerns tax payable and tax receivable and income tax available for set-off that can be settled for current and prior years, carried at the amount expected to be claimed from or paid to the Dutch Tax Authorities. The tax amount is computed on the basis of applicable tax law.

Deferred tax A provision is formed for deferred tax liabilities based on the temporary differences at closing date between the tax base of assets and liabilities and their carrying amounts in these financial statements. Deferred tax assets are recognised for all deductible temporary differences, unused tax facilities and unused tax loss carry-forwards to the extent that it is probable that taxable profits will be available against which the deferred tax asset can be utilised, enabling the deductible temporary differences, unused tax facilities and unused tax loss carry-forwards to be used.

The carrying amount of the deferred tax assets is assessed at the closing date and reduced to the extent that it is not probable that sufficient taxable profits will be available against which some or all of the deferred tax asset can be utilised. Unrecognised deferred tax assets are assessed at the closing date and recognised to the extent that it is probable that taxable profits will be available in the future against which the deferred tax asset can be utilised. Deferred tax assets and liabilities are carried at amounts measured at the tax rates expected to be applicable to the period in which the asset is realised or the liability is settled, based on applicable tax law. The tax on items recognised directly in equity is accounted for directly in equity. Deferred tax assets and liabilities are presented as a net amount if there is a legally enforceable right to set off deferred tax assets against deferred tax liabilities and the deferred tax is related to the same taxable entity and the same tax authority.

Trade and other payables and other liabilities Trade and other payables and other liabilities are initially recognised in the statement of financial position at fair value and are subsequently carried at amortised cost. Given their usually short term to maturity, the fair value and amortised cost of these items are generally more or less equal to their nominal value.

Financial instruments

Financial assets Under IAS 39, financial instruments are recognised as financial assets at fair value with changes in value recognised in the statement of income as loans and receivables, as investments held to maturity, or as financial assets available for sale. On initial recognition, financial assets are measured at fair value. In the event that a financial asset is not recognised at fair value with changes in value recognised in the statement of income, the fair value is increased by the directly attributable transaction costs.

For a description of the subsequent measurement of financial assets, see the accounting policies for the individual assets.

Stern Groep N.V. makes an assessment at the time it becomes a party to the contract whether a contract includes an embedded derivative. A derivative embedded in a contract is separated from the contract and is not measured at fair value (with changes in value recognised in the statement of income) if on the basis of the analysis of economic factors and risks the embedded derivative is not intrinsically related to the contract.

Stern Groep N.V. determines the classification of its financial assets on initial recognition. All purchases and sales of financial assets are recognised on the transaction date, being the date on which Stern Groep N.V. enters into the obligation to purchase the asset.

Financial liabilities Stern Groep N.V. uses derivative financial instruments (interest rate swaps) to hedge its interest rate risk. On initial recognition, these financial instruments are included at fair value as of the date on which the contract is entered into and subsequently the fair value is recalculated as of the closing date. Any gains or losses arising from changes in the fair value of the derivatives that are not part of a hedge relationship are recognised directly in the result.

For a description of the subsequent measurement of financial liabilities, see the accounting policies for the individual liabilities.

Derivatives and hedge accounting Hedging is applied to cover the risk of possible variability of cash flows in connection with interest payments, with hedge accounting applied where possible. Stern Groep N.V. formally designates and documents the hedge relationship on conclusion of a hedging transaction, as well as the purpose and policy of Stern Groep N.V. with respect to the management of financial risks when entering into the hedge relationship. Cash flow hedges that comply with the strict conditions for hedge accounting are recognised as follows:

The part of the gain or loss on the hedge instrument for which it has been established that an effective hedge exists is recognised taking account of the tax effect outside the statement of income in other comprehensive income. The non-effective part is recognised in the statement of income. The amounts recognised in equity are transferred to the statement of income in the same period in which the hedged income or expense is recognised or the expected sale or

purchase is effected. Recognition is made under financial income and expenses. If the expected transaction is subsequently not expected to take place, the amounts that were first included in equity are transferred to the result. If the hedge instrument expires, is sold, terminated, exercised (without replacement or roll-over) or if the classification as a hedge is withdrawn, the amounts initially recognised in equity remain in equity until the expected transaction is effected. If the transaction in question is not expected to occur, the amount is charged to the statement of income.

Principles for determination of the result

Net revenue The item net revenue includes the income from goods and services supplied in the reporting year (excluding BPM and VAT) after deduction of discounts and payments for service costs. Income from the sale of goods is recognised in the statement of income if all major rights to economic benefits as well as all major risks with respect to these goods are transferred to the purchaser. Income from services (maintenance, car lease, car rental, financial products, fleet management, car body repair services and light commercial vehicle interiors) is recognised on the date the services are provided.

Income from car rental is recognised on a linear basis over the rental period. Income from leasing is recognised on a linear basis over the agreed lease period. For fleet management, the income is recognised on a linear basis over the contract term, taking account of historical statistical and projected maintenance costs. In the case of car body repair services and light commercial vehicle interiors, revenue is recognised on the date the repaired car is delivered to the customer. Income from the operation of fuel stations is recognised on the date that the goods are supplied to third parties.

In the case of cars sold with a repurchase commitment, virtually all risks and benefits are transferred to the purchaser. The revenue is recognised on that date. The costs of damage to or loss of the car in the period between the sale and the repurchase are borne by the buyer. After the agreed contract term, the buyer has the right to sell the car back to Stern Groep N.V. at a variable price approximating the fair value on the resale date.

Cost of sales The item cost of sales consists of the costs directly associated with the delivery of goods and services (excluding BPM), other than employee expenses, interest expenses and the depreciation expenses relating to the lease and rental activities.

Other income Other income is recognised in the statement of income as soon as the services in question are provided or the rights to the economic benefits and all major risks in relation to the non-current assets are transferred to the purchaser. The commission income for the finance is recognised on the date that the loan is provided. Regarding the insurance activities, the commission income is recognised

on the date that the premium is paid by the end customer. Income from sales of subsidiaries or interests in subsidiaries is recognised when ownership is transferred.

Operating lease contracts Lease payments relating to operating leases are expensed by Stern Groep N.V. on a linear basis during the lease term.

Sale and leaseback For sale and leaseback transactions that qualify as operating leases, meaning that all major risks and benefits of ownership are transferred to the purchaser, the difference between the carrying amount and the sale price of the asset is recognised directly in the statement of income under other income.

Result from participating interests The share in the result of non-consolidated participating interests attributable to Stern Groep N.V. is recognised under result from participating interests. This result is determined on the basis of the principles applied by Stern Groep N.V. for valuation and result determination. The result from participating interests also includes the difference between the proceeds realised from the sale of a participating interest and the carrying amount at the time of the sale.

Income taxes Income taxes consist of current and deferred tax. Current tax concerns the expected tax payable on the taxable profit in the financial year on the basis of prevailing tax rates. Deferred tax is recognised for temporary differences between the valuation of assets, liabilities and deductible losses for commercial purposes and their valuation for tax purposes and for tax loss carry-forwards. Deferred tax is calculated on the basis of established tax rates and regulation that are expected to apply at the time the deferred tax asset or liability is realised. Deferred tax assets are only recognised if it is expected that sufficient future profit for tax purposes will be available against which the temporary differences and tax loss carry-forwards can be realised.

Principles for the preparation of the consolidated statement of cash flow

The statement of cash flow is prepared using the indirect method. Receipts and payments arising from interest and corporate income tax and dividends received from non-consolidated participating interests are included under cash flow from operating activities. Dividends paid are recognised under cash flow from financing activities. The price paid to acquire participating interests is recognised under cash flow from investment activities. The repayment of interest-bearing loans concerns the net position. Transactions not involving an exchange of cash are not included in the statement of cash flow.

Changes to IFRS

The IASB regularly publishes new accounting standards, changes to existing standards and interpretations. These new accounting standards, changes to existing standards and interpretations subsequently have to be adopted by the European Union.

The following standards and changes to existing standards came into effect at the beginning of the 2017 financial year:

- Changes to IAS 12 Income taxes provide further clarification regarding the recognition of a deferred tax asset for unrealised losses on debt paper carried at fair value. Effective as of 1 January 2017
- Changes to IAS 7 Statement of cash flow prescribe more extensive provision of information on changes to financing, enabling financiers to better assess these changes. Effective as of 1 January 2017 and applied in these financial statements (see note 25).

None of the above standards and changes have a material effect on the consolidated financial statements of Stern Groep N.V.

Recent publications (IFRS)

The following relevant standards and interpretations were issued on the date of publication of the financial statements of Stern Groep N.V. but have not yet come into effect for entities applying EU-IFRS:

New standards

- **IFRS 9 Financial instruments** is the new standard for financial instruments that will replace IAS 39 Financial instruments. IFRS 9 is not expected to have a material effect on the recognition of financial instruments. Effective as of 1 January 2018
- **IFRS 15 Revenue from contracts with customers** is the new standard for revenue recognition. Effective as of 1 January 2018. For Stern Group, the main effect of the changes to IFRS 15 concerns the recognition of sales of cars for which a simultaneous repurchase obligation is entered into. Based on the specific provisions of IFRS 15 regarding repurchase agreements, the full revenue for these sale transactions will no longer be recognised and there will no longer be repurchase obligations that are not recognised in the statement of financial position (see note 32). Under IFRS 15, these transactions will be recognised as operating leases. This is expected to increase the total balance sheet by approximately € 10.0 million due to the capitalisation of these cars and the recognition of the associated repurchase obligation. The statement of income thus includes a lower revenue from the sale of cars and the costs of these sales and a higher revenue from leasing and depreciation expenses. This is expected to lead to a slightly lower solvency and a higher interest coverage ratio (ICR). The transition to IFRS 15 will be effected according to what is known as the adjusted retrospective method: the system change will be effected on 1 January 2018, but the

comparative figures will not be adjusted. The definitive financial effects will be disclosed with the semi-annual figures for 2018.

- **IFRS 16 Leases** is the new standard for leases and replaces the current IAS 17 Leases. The most important change is that this new standard prescribes that lessees recognise a user right and a lease obligation for most lease contracts in their statement of financial position. IFRS 16 Leases is expected to have a material effect on the consolidated statement of financial position of Stern Groep N.V. The user right for leased business premises and other operating assets will be recognised in the statement of financial position along with the present value of the lease obligation, the net effect of which will be a higher balance sheet total and lower solvency. Under IFRS 16 Leases, the rental costs on the statement of income will be divided between amortisation on the user right and the interest expense, as a result of which the ICR will rise. Effective as of 1 January 2019

Management Report

Delegated Group Report

Stern Mobility Solutions

Stern Car Services

Report of the Supervisory Board

CSR report

Financial statements

2 Segmental analysis

The segments within Stern Groep N.V. are distinguished chiefly according to the different products and services they provide. The segments are separately organised and managed according to the nature of their products and services, whereby each segment represents a strategic business unit that supplies different products and serves different markets. This classification corresponds to the internal reporting structure of Stern Groep N.V. Stern generates all its revenue in the Netherlands.

Internal settlement prices between the operating segments are set on a commercial basis in a manner that is similar to that used for transactions with third parties. The revenue per segment also consists of the mutual transactions between the operating segments that are eliminated on consolidation.

The reported segments of Stern Groep N.V. are Dealergroup Stern, Stern Mobility Solutions and Stern Car Services. Dealergroup Stern focuses on the sale of new and used passenger cars and light commercial vehicles, and the maintenance and repair of passenger cars and light commercial vehicles. Stern Mobility Solutions focuses on the provision of dealer lease, region lease, car rental, fleet management, E-Mobility and the sale of financial and other mobility products. Stern Car Services focuses on car body repair services, light commercial vehicle interiors and basic maintenance of passenger cars. The Other segment concerns the holding companies and other activities.

In these financial statements, Mango Mobility Services is recognised under the Stern Mobility Solutions segment (formerly Other) and SternTec is recognised under the Stern Car Services segment (formerly Other). These changes bring the segmental analysis better into line with the changed organisational structure in 2017 and internal reporting lines at Stern Groep N.V. The comparative figures have been adjusted, and there is no reallocation of goodwill.

2017 financial year	Dealergroup Stern	Stern Mobility Solutions	Stern Car Services	Other	Eliminations	Total
Statement of financial position						
Total assets according to the statement of financial position	280,667	265,169	8,320	70,957	–	625,113
Total associates	–	976	–	–	–	976
Total liabilities according to the statement of financial position	198,012	203,230	7,808	56,715	–	465,765
Investments in property, plant and equipment	4,442	115,016	1,754	17,396	–	138,608
Statement of income						
Net revenue	964,297	136,412	23,833	135	–	1,124,677
Revenue to segments	85,048	33,145	8,316	–	(126,509)	–
	<u>1,049,345</u>	<u>169,557</u>	<u>32,149</u>	135	<u>(126,509)</u>	<u>1,124,677</u>
Depreciation of property, plant and equipment	(3,121)	(43,741)	(479)	(3,893)	–	(51,234)
Amortisation of intangible assets	–	–	–	(59)	–	–
Operating profit (EBIT)	<u>4,918</u>	<u>10,344</u>	<u>(1,001)</u>	<u>(1,571)</u>	<u>–</u>	<u>12,690</u>
Result from associates						72
Financial income and expense						(3,326)
Profit before tax						<u>9,436</u>
Income taxes						(1,937)
Profit after tax						<u>7,499</u>

2016 financial year	Dealgroupp Stern	Stern Mobility Solutions	Stern Car Services	Other	Eliminations	Total
Statement of financial position						
Total assets according to the statement of financial position	299,117	255,808	4,787	64,141	–	623,853
Total associates	–	991	–	–	–	991
Total liabilities according to the statement of financial position	210,522	199,880	3,931	52,526	–	466,859
Investments in property, plant and equipment	3,975	101,180	497	8,135	–	113,787
Statement of income						
Net revenue	950,241	118,261	28,385	743	–	1,097,630
Revenue to segments	76,750	37,629	7,340	–	(121,719)	–
	<u>1,026,991</u>	<u>155,890</u>	<u>35,725</u>	<u>743</u>	<u>(121,719)</u>	<u>1,097,630</u>
Depreciation of property, plant and equipment	(2,980)	(42,877)	(435)	(4,219)	–	(50,511)
Amortisation of intangible assets	–	–	–	(59)	–	(59)
Operating profit (EBIT)	<u>13,957</u>	<u>7,732</u>	<u>(981)</u>	<u>(1,971)</u>	<u>–</u>	<u>18,737</u>
Result from associates						46
Financial income and expense						(3,404)
Profit before tax						<u>15,379</u>
Income taxes						(4,031)
Profit after tax						<u>11,348</u>

3 Business combinations and divestments

The following activities were acquired in 2017:

		Number of branches
Autobedrijf T.H. Schipper v.o.f., Zwaag	Acquired on 10/1/2017	1
Nic. Been en Zn. Groningen B.V.	Acquired on 7/7/2017	1
		<u>2</u>

Acquisitions in 2017 The fair values as at the acquisition dates of the assets and liabilities of activities acquired in 2017 are as follows:

	Fair value recognised on acquisition
Property, plant and equipment	305
Inventory	122
Other liabilities	(28)
Net identified assets and liabilities	399
Goodwill	550
Acquisition price	(949)
Less: cash and cash equivalents obtained	–
Net cash flow	(949)

The profit before tax of the activities acquired is, from the date of acquisition in 2017, € 0.3 million and the revenue amounts to € 3.2 million.

The following activities were acquired in 2016:

		Number of branches
Middelbeek, Alkmaar	Acquired on 1/3/2016	1
Jager Auto, Den Haag	Sold on 3/6/2016	(1)
		–

Acquisitions in 2016 The fair values as at the acquisition dates of the assets and liabilities of activities acquired in 2016 are as follows:

	Fair value recognised on acquisition
Property, plant and equipment:	104
Inventory	203
Prepayments and accrued income	7
Net identified assets and liabilities	314
Goodwill	–
Acquisition price	(314)
Less: cash and cash equivalents obtained	–
Net cash flow	(314)

The profit before tax of the activities acquired is, from the date of acquisition in 2016, € 9,000 and the revenue amounts to € 5.6 million.

Divestments in 2016 The assets and liabilities involved in the divestments and the amounts received are shown below:

	Carrying amount on sale
Property, plant and equipment	127
Inventory	52
Net identified assets and liabilities	179
Result on sales	311
Sale proceeds	490
Less: cash and cash equivalents divested	–
Net cash flow	490

4 Net revenue

	2017	2016
New passenger cars	492,662	446,680
New light commercial vehicles	150,924	150,639
Used passenger cars and light commercial vehicles	277,122	291,096
Workshops	86,084	83,160
Warehouses	112,249	111,947
Revenue Dealergroup Stern	1,119,041	1,083,522
Leasing	114,304	107,942
Rental	46,990	40,065
E-Mobility	8,776	8,443
Revenue Stern Mobility Solutions	170,070	156,450
Car body repair services	28,618	26,393
Light commercial vehicle interiors	4,089	3,411
Universal garage activities	–	6,243
Revenue Stern Car Services	32,707	36,047
Other	135	742
Gross sales	1,321,953	1,276,761
Elimination of internal revenue*	(70,767)	(57,412)
Revenue before IC elimination	1,251,186	1,219,349
Elimination of IC revenue	(126,509)	(121,719)
Net revenue	1,124,677	1,097,630

*The elimination of internal revenue concerns mainly the recharging of internal revenue by the workshops to the sales departments for new and used cars.

In these financial statements, the revenue of Mango Mobility Services is recognised under the Stern Mobility Solutions segment (formerly Other) and the revenue of SternTec is recognised under the Stern Car Services segment (formerly Other). See note 2: Segmental analysis. The comparative figures have been adjusted to enable comparison.

Management
Report

Dealergroup
Stern

Stern
Mobility
Solutions

Stern
Car
Services

Report of the
Supervisory
Board

CSR report

Financial
statements

5 Cost of sales

	2017	2016
Costs of trade goods, raw materials and consumables	(878,760)	(853,168)
Costs of work outsourced to third parties	(7,276)	(6,284)
Interest expense for financing of lease and rental cars	(5,487)	(5,746)
Depreciation expense for lease and rental cars	(43,530)	(42,652)
Cost of sales	(935,053)	(907,850)

6 Other income

Other income in 2017 includes rental income, dividend received and the revaluation of the interest in Bovemij Verzekeringsgroep N.V. of € 1.9 million and a book gain of € 2.2 million on the sale of two premises, with one of these premises being leased back for a term of 15 years and the other for a term of 20 years (sale and leaseback). Other income in 2017 also includes an insurance payment effected for the loss suffered due to a fire at a premises of Mango Mobility Services in Amsterdam in relation to fire and consequential loss. The carrying amount of the assets lost in the fire has been deducted from the insurance payment. The amount recognised under other income is € 0.9 million.

In 2016 other income included a book gain of € 5.3 million on the sale of two premises, with one of these premises being leased back for a term of 12 years (sale and leaseback).

7 Employee expenses

	2017	2016
Salaries	(84,340)	(81,958)
Social security contributions	(13,649)	(13,028)
Pension costs	(8,894)	(6,559)
Restructuring costs	(906)	(795)
Other employee expenses	(10,545)	(10,234)
Total	(118,334)	(112,574)

Other employee expenses include the hiring of temporary personnel and car costs.

	2017		2016	
	Number	in FTE	Number	in FTE
Dealgroep Stern	1,765	1,590	1,772	1,602
Stern Mobility Solutions	189	172	190	175
Stern Car Services	292	276	224	211
Other	77	68	76	64
	2,323	2,106	2,262	2,051

In these financial statements, the FTEs of Mango Mobility Services are recognised under the Stern Mobility Solutions segment (formerly Other) and the FTEs of SternTec are recognised under the Stern Car Services segment (formerly Other). See note 2: Segmental analysis. The comparative figures have been adjusted to enable comparison.

8 Other operating expenses

	2017	2016
General expenses	(23,548)	(22,848)
ICT costs	(3,783)	(3,769)
Accommodation costs	(26,173)	(26,172)
Selling expenses	(6,275)	(7,121)
Total	(59,779)	(59,910)

The auditor's fee is recognised under General expenses. The auditor's fee is as follows:

	2017	2016
Audit of the financial statements	(540)	(465)
Other audit procedures	–	–
Other services	(40)	(15)
Total	(580)	(480)

These expenses concern the expenses estimated for the financial year, as well as the additional work in previous years.

9 Result from associates

	2017	2016
Share in results	72	46

10 Financial income and expenses

	2017	2016
Interest expense on loans	(3,326)	(3,404)
Total	(3,326)	(3,404)

11 Income taxes

	2017	2016
Profit/(loss) before tax	9,436	15,379
Less: Result from participating interests	(2,178)	(76)
Deductible costs subject to limitation	300	300
Derived commercial profit	7,558	15,603
Change in deferred tax	(1,110)	(1,470)
Tax at 25%	(746)	(2,431)
Adjustment to previous years	(81)	(130)
Tax according to the consolidated statement of income	(1,937)	(4,031)
Effective tax rate (in % of the profit before tax)	21%	26%
Standard tax rate	25%	25%

The presentation of the deferred tax assets is based on the development of each relevant item in the financial statements as follows. The development of the deferred tax assets is as follows:

	Intangible assets	Property, plant and equipment	Provision and liabilities	Tax loss carry- forwards	Total
Balance at 1 January 2016	19,067	582	2,389	3,524	25,562
Income taxes in result	(1,067)	(67)	(1,233)	(1,664)	(4,031)
Other changes	-	-	897	-	897
Movements in 2016 financial year	(1,067)	(67)	(336)	(1,664)	(3,134)
Balance at 31 December 2016	18,000	515	2,053	1,860	22,428
Income taxes in result	(154)	(128)	(1,565)	(90)	(1,937)
Other changes	-	-	-	(203)	(203)
Movements in 2017 financial year	(154)	(128)	(1,565)	(293)	(2,140)
Balance at 31 December 2017	17,846	387	488	1,567	20,288

Stern Groep N.V. is a fiscal unity for corporate income tax purposes which includes its subsidiaries, with the exception of Stern Leasing N.V. and SternLease B.V., which together form part of a separate fiscal unity. Zwaanlease B.V., which is included in the consolidation with effect from 2017, is independently liable for tax. A ruling has been agreed with the Dutch Tax Authorities regarding Zwaanlease B.V. that the annual taxable result will be € 2,000.

In the fiscal unity for the lease activities, there is a difference between the goodwill for tax purposes and the commercial goodwill.

At 31 December 2017, this difference was € 71.4 million (2016: € 76.0 million). A deferred item is recognised for this temporary difference at 25%. At 31 December 2017, this deferred item was € 17.8 million (2016: € 18.0 million). Agreements have been made with the Dutch Tax Authorities regarding the realisation of this difference, the amortisation of goodwill for tax purposes. These agreements are established in an advance tax ruling. The most important agreement is that the amortisation for tax will be capped if the minimum results to be realised

for tax purposes agreed with the Dutch Tax Authorities are not realised. The part not amortised will then be moved to the subsequent year. Projections for the tax results from the operations of Stern Leasing N.V. show that recognition of this deferred tax for a term of 17 years on the basis of IAS 12 is justified.

The total tax loss carry-forwards that are fully taken into account in the measurement of the deferred tax asset at 31 December 2017 are € 6.3 million (2016: € 7.4 million) and are deductible from profits of the fiscal unity until year-end 2021. The corresponding deferred tax asset at 31 December 2017 amounts to € 1.6 million (2016: € 1.9 million). No tax planning is expected to be needed for the realisation of these tax loss carry-forwards.

Of the deferred tax asset recognised at 31 December 2017 due to losses carried forward, approximately € 1.6 million has a term to maturity of less than one year (2016: € 1.9 million). In addition to the possibility of losses carried forward, at 31 December 2017 Stern Groep N.V. had temporary differences between commercial valuations and valuations for tax purposes of assets and liabilities amounting to € 3.5 million negative (2016: € 10.2 million negative). € 0.9 million of these differences was valued and recognised (after netting) at 31 December 2017 under the deferred tax asset (2016: € 2.6 million).

12 Earnings per share

Earnings per share is calculated by dividing the profit after tax attributable to the shareholders in Stern Groep N.V. by the weighted average number of outstanding shares during the year.

Diluted earnings per share is calculated by dividing the profit after tax attributable to the shareholders in Stern Groep N.V. by the sum of the weighted average number of outstanding shares during the year and the weighted average number of potential shares that could lead to dilution.

The data relating to the result and shares used in the calculation of the ordinary and diluted earnings per share are presented in the following overview:

	2017	2016
Profit after tax attributable to shareholders in Stern Groep N.V.	7,499	11,348
Weighted average number of outstanding shares	<u>5,675,000</u>	<u>5,675,000</u>
Weighted average number of outstanding shares given full dilution	<u>5,675,000</u>	<u>5,675,000</u>
Earnings per share based on profit after tax	€ 1.32	€ 2.00
Earnings per share – diluted – after tax	€ 1.32	€ 2.00

13 Intangible assets

	Goodwill	Licences	Total
Acquisition cost			
Balance at 31 December 2015	36,104	1,354	37,458
Acquisition	–	–	–
Divestment	–	–	–
Balance at 31 December 2016	36,104	1,354	37,458
Acquisition	550	–	550
Divestments	–	–	–
Balance at 31 December 2017	36,654	1,354	38,008
Cumulative amortisation and impairments			
Balance at 31 December 2015	6,610	778	7,388
Amortisation	–	59	59
Divestments	–	–	–
Balance at 31 December 2016	6,610	837	7,447
Amortisation	–	59	59
Divestments	–	–	–
Balance at 31 December 2017	6,610	896	7,506
Carrying amount at 31 December 2017	30,044	458	30,502
Carrying amount at 31 December 2016	29,494	517	30,011

Test of goodwill for impairment For the purpose of impairment testing, goodwill acquired as a result of business combinations is allocated to the individual cash-generating units (which are also reporting segments) as follows:

- Dealergroup Stern
- Stern Mobility Solutions

Cash-generating unit Dealergroup Stern The recoverable value of the unit Dealergroup Stern is determined on the basis of a value in use calculated using cash-flow projections based on the 5-year financial forecasts approved by the Management Board. The weighted average cost of capital (WACC) applied to the cash-flow projections is 6.9% after tax (2016: 6.4% after tax). The cash flows after the 5-year term are extrapolated without taking account of growth.

Cash-generating unit Stern Mobility Solutions The recoverable value of the unit Stern Mobility Solutions is determined on the basis of a value in use calculated on the basis of future distributable dividends, assuming a normative solvency of 12.5% and the 5-year financial forecasts approved by the Management Board. The discount rate applied to the distributable dividends is 10.5% (2016: 10.6%). The distributable dividends after the 5-year term are extrapolated, taking account of growth.

The allocation of the carrying amounts of goodwill and the other intangible assets to the cash-generating units is as follows:

	Dealergroup Stern		Stern Mobility Solutions		Other		Total	
	2017	2016	2017	2016	2017	2016	2017	2016
Carrying amount of goodwill	19.894	19.344	10.150	10.150	–	–	30.044	29.494
Carrying amount of licences	–	–	–	–	458	517	458	517

The difference between the value in use and the carrying value of the cash-generating unit Dealergroup Stern at year-end 2017 was € 43.6 million (2016: € 40.9 million). For the cash-generating unit Stern Mobility Solutions, this difference was € 43.7 million (2016: € 41.0 million).

The impairment test shows that significant changes to the assumptions used for the segments Dealergroup Stern and Stern Mobility Solutions will not lead to an impairment of the goodwill.

The headroom at the segment Dealergroup Stern would be nil with a WACC of 8.7% (currently calculated at 6.9%). The headroom at the segment Dealergroup Stern would be nil with a decline in the relative margin on sales (revenue from new and used cars) of 58 basis points compared to the margin development projected by the Management Board in the coming years. For the segment Stern Mobility Solutions, the headroom would be nil given a discount rate on distributable dividends of 18.5% (currently calculated at 10.5%).

Key assumptions for the calculation of the value in use of the cash-generating units Dealergroup Stern and Stern Mobility Solutions The following describes the key assumptions used in the cash-flow projections specified by the Management Board for the assessment of potential or necessary impairment of goodwill.

Estimated gross margins The estimated gross margins are based on the average gross margins realised in the year directly preceding the estimation year.

Inflation of other operating expenses The determination of inflation of other operating expenses is based on forecasts for price index figures during the estimation year. The values of these key assumptions are consistent with external information sources.

Fuel licences The economic life of the fuel licences was assessed as at 31 December 2017 and it was established that the values can be maintained. The remaining term of amortisation of the fuel licences is up to 10 years.

Management Report

Dealergroup Stern

Stern Mobility Solutions

Stern Car Services

Report of the Supervisory Board

CSR report

Financial statements

14 Property, plant and equipment:

	Buildings and land	Machinery and equipment	Other non-current assets	Construction in progress	Subtotal	Lease and rental cars	Total property, plant and equipment
Acquisition cost							
Balance at 31 December 2015	69,370	20,883	23,695	1,174	115,122	229,596	344,718
Addition due to acquisition	–	–	104	–	104	–	104
Investments/in use	7,375	2,059	3,314	492	13,240	100,547	113,787
Divestments	(5,224)	(577)	(2,388)	–	(8,189)	(82,202)	(90,391)
Balance at 31 December 2016	71,521	22,365	24,725	1,666	120,277	247,941	368,218
Addition due to acquisition	4	178	123	–	305	–	305
Investments/in use	16,156	2,363	3,782	1,421	23,722	114,886	138,608
Divestments	(15,510)	(160)	(1,969)	–	(17,639)	(90,734)	(108,373)
Balance at 31 December 2017	72,171	24,746	26,661	3,087	126,665	272,093	398,758
Cumulative depreciation							
Balance at 31 December 2015	17,736	15,087	9,701	–	42,524	32,930	75,454
Depreciation	2,902	1,723	3,197	–	7,822	42,652	50,474
Divestments	(178)	(495)	(1,908)	–	(2,581)	(35,423)	(38,004)
Balance at 31 December 2016	20,460	16,315	10,990	–	47,765	40,159	87,924
Depreciation	2,805	1,509	3,390	–	7,704	43,530	51,234
Divestments	(885)	(127)	(971)	–	(1,983)	(35,473)	(37,456)
Balance at 31 December 2017	22,380	17,697	13,409	–	53,486	48,216	101,702
Carrying amount at 31 December 2017	49,791	7,049	13,252	3,087	73,179	223,877	297,056
Carrying amount at 31 December 2016	51,061	6,050	13,735	1,666	72,512	207,782	280,294
Estimated economic life in years	20–30*	5–20	3–10			3–4	

* No depreciation is applied to land in ownership.

In 2017, Stern Groep N.V. sold and leased back 2 premises (sale and leaseback). This transaction generated proceeds of € 16.5 million and a book gain of € 2.2 million. The book gain is recognised under Other income. The lease agreements are on market terms and have a term of 10-15 years. For the future lease obligations, see note 32: Contingent assets and liabilities.

Depreciation of lease and rental cars is recognised under Cost of sales.

Lease and rental cars are passenger cars and light commercial vehicles provided under operating lease and rental contracts. The majority of the lease contracts have a term of up to 48 months.

The minimum contractual lease receipts amount to:

- within 12 months: € 62.7 million (2016: € 59.9 million)
- 1 to 5 years: € 89.2 million (2016: € 93.0 million)
- after 5 years: € 0.3 million (2016: € 0.5 million)

See note 25 for information on the assets placed as collateral for finance.

15 Investment property

	2017	2016
Balance at 1 January	–	2,666
Depreciation	(–)	(37)
Divestments	(–)	(2,629)
Balance at 31 December	–	–

16 Investments in associates

The reporting dates and the accounting policies for the associates are the same as those used by Stern Groep N.V. SternPartners B.V. (100% subsidiary of Stern Groep N.V.) is engaged in fleet management and together with third parties participates in a number of cooperative associations with liability limited to the amount invested. The interests of SternPartners B.V. vary and are recognised under Associates.

SternPartners B.V. held the following interests at 31 December 2017, all of which are located in Purmerend:

Cooperative	Share in Stern Groep N.V.	
	2017	2016
Coöperatieve Contractpartners I U.A.	45%	45%
Coöperatieve Contractpartners VIII U.A.	45%	45%
Coöperatie Ballast Nedam Infra Materieel Lease U.A.	45%	45%
Coöperatieve Contractpartners XIV U.A.	20%	20%
Coöperatieve Contractpartners XXXII U.A.	20%	20%
Coöperatieve Contractpartners XXXIV U.A.	20%	20%
Coöperatieve Contractpartners LI U.A.	20%	20%
Coöperatieve Contractpartners LIII U.A.	20%	20%
Coöperatieve Contractpartners LIV U.A.	20%	20%
Coöperatieve Contractpartners LVII U.A.	20%	20%
Coöperatieve Vereniging Internal Fleet Service U.A.	20%	20%
Coöperatieve Contractpartners XIX U.A.	20%	20%
Coöperatieve Contractpartners XLV U.A.	20%	20%

The following table shows the combined financial details of the interests of Stern Groep N.V. in all its associates.

	2017	2016
Share in the assets of associates		
Non-current assets	1,779	2,273
Current assets	572	599
Current liabilities	(278)	(329)
Non-current liabilities	(1,097)	(1,552)
Equity (and carrying amount of the investment) at 31 December	976	991
Share in the revenue and result of associates		
Revenue	1,846	2,101
Result	72	46

17 Other financial assets

	2017	2016
Interests of SternPartners B.V. (less than 20%)	252	253
Interest in Bovemij Verzekeringsgroep N.V. (5.06%)	13,237	10,831
Other	149	149
Total	13,638	11,233

The interest in Bovemij Verzekeringsgroep N.V. is measured on the basis of a valuation of Bovemij Verzekeringsgroep N.V. carried out by PwC Consulting. This valuation was based on an unweighted average of the value based on a dividend discount method (DDM) and a price/earnings multiple method based on European listed companies considered to be comparable. Since these methods are based on liquid shares in large listed companies, a discount of 20% has been applied to reflect the limited tradability of the depositary receipts for shares (2016: 25%). The parties have concluded that the extra discount of 5% applied in the previous year is no longer necessary. The valuation led to an increase in value of € 1.9 million.

18 Inventory

	2017	2016
New passenger cars and light commercial vehicles	157,129	157,229
Used passenger cars and light commercial vehicles	55,061	49,449
Parts	10,440	10,073
Other	4,578	6,046
Total	227,208	222,797

The provision for inventory at 31 December 2017 amounted to € 5.5 million (2016: € 4.6 million). The provision for inventory increased by a net € 0.9 million in 2017 (2016: € 0.1 million increase).

19 Trade receivables

Trade receivables are not interest-bearing and generally are subject to a payment term of 30 days. Payments not made within this period are considered to be overdue. The analysis of trade receivables overdue but not subject to impairment at year-end is as follows:

Age of trade receivables

	Not overdue	< 30	31-60	Days				Carrying amount
				61-90	91-180	181-365	> 365	
31 December 2017	13,514	8,389	1,781	676	19	125	64	24,568
31 December 2016	35,427	9,232	2,084	153	461	111	108	47,576

A provision is recognised for the full amount of trade receivables for which collection is doubtful, excluding value-added tax. This applies also to receivables for which collection agencies have been engaged.

Movement in provision for trade receivables

	2017	2016
Balance at 1 January	1,551	1,044
Contribution charged to statement of income	406	867
Release to statement of income	(67)	(6)
Receivables written off in financial year	(699)	(354)
Balance at 31 December	1,191	1,551

20 Other receivables, accrued income and prepaid expenses

The items included below have a term to maturity of up to one year. Accrued income and prepaid expenses consist mainly of prepaid costs as at closing date.

Other receivables include a receivable of € 0.4 million in relation to the ESF subsidy for the period March 2009 through July 2011. The total subsidy for this period is € 0.7 million, € 0.3 million of which was received in 2014. At the end of July 2016, the Inspectorate SZW notified Stern that the subsidy claimed by Stern would be investigated due to alleged irregularities. The initial procedure documentation was received at the end of April 2017. The Public Prosecutor's Office stated in December 2017 that the case required more time and attention in order to reach a valid settlement decision. If the investigation findings are unfavourable for Stern and lead to a conviction, the maximum risk is estimated at the loss of the subsidy claims of € 0.7 million, excluding any fines that may be imposed. Stern is fully cooperating with the investigation. Stern believes that all its obligations have been met and is maintaining its position.

Other receivables includes a receivable of € 0.9 million regarding a payment from an insurer in 2017. This payment relates to the loss of a premise of Mango Mobility Services in Amsterdam in 2017 due to a fire. The payment of € 0.9 million will be made by the insurer at the start of the new construction of an Automotive-related premise by Stern in 2018 or 2019.

21 Cash and cash equivalents

Cash and cash equivalents are entirely at the disposal of Stern Groep N.V. and concern cash in hand and at banks. Interest is paid on credit balances at banks at variable rates based on daily interest rates.

22 Equity

Issued capital The company's authorised share capital stands at € 900,000, divided into 9,000,000 ordinary shares with a nominal value of € 0.10. The issued capital amounts to € 592,500 (2016: € 592,500) and consists of 5,925,000 shares (2016: 5,925,000 shares). No changes occurred during the year.

Share premium This item changes if shares are issued at an issue price higher than the nominal value. Stock dividend distributed in shares is also charged to this item.

Revaluation reserve The revaluation reserve consists of the unrealised part of the revaluation of financial non-current assets to fair value with a balance at 31 December 2017 of € 4.9 million (2016: € 2.9 million) and a cash flow hedge reserve. The cash flow hedge reserve amounted to € 0.2 million negative at 31 December 2017 (2016: € 0.7 million negative) and consists of the effective part of the cumulative changes to the net value of the financial instruments to which cash flow hedge accounting is applied.

The statutory reserve for these two items amounted to € 4.9 million at 31 December 2017 (2016: € 2.9 million).

Other reserves The shares in the company temporarily repurchased by Stern Groep N.V. are deducted from the other reserves. At 31 December 2017, Stern Groep N.V. held 250,000 of its own shares (2016: 250,000 shares).

Dividend At the General Meeting of 9 May 2018, consistent with the prior year and in line with the dividend policy, a total dividend per share will be proposed of € 1.00 (2016: € 1.00) in cash based on the excess solvency at 31 March 2018. The dividend will be payable on 7 June 2018 and will be paid after deduction of the interim dividend of € 0.25 per share paid on 22 December 2017. The excess solvency at 31 March 2018 is expected to be more than adequate.

23 Pension liabilities

The PMT pension fund The pensions of virtually all the employees of Stern Groep N.V. are placed with the PMT pension fund. This pension scheme qualifies as a defined benefit scheme, under which the pension benefit is based on the length of service and the average salary of the employee during that service.

IAS 19 requires that certain information on defined benefit schemes is disclosed in the financial statements. In particular, the balance of the assets and liabilities relating to the scheme must be recognised in the statement of financial position as a receivable or a liability. The PMT has stated that it is not able to provide the information to participating companies that is required for defined benefit pension schemes under IAS 19. The PMT has not included any prospective elements in its administration for the valuation of the pension liabilities. It also does not have an objective formula for attribution of a proportionate share in the provision for pension liabilities, fund investments and the costs of the pension scheme for the individual members. There is moreover no contractual agreement between the PMT and Stern Groep N.V. stating that shortfalls have to be made up by Stern Groep N.V. For this reason, the scheme is treated as a defined contribution scheme and the pension contributions due over the financial year are recognised as pension expense in the result.

A statement from the PMT shows that the coverage ratio at 31 December 2017 stood at 102.1% (2016: 97.2%). PMT has stated that a coverage ratio of 104.3 is necessary by year-end 2019 in order to avoid curtailment of pensions.

24 Provisions

	Jubilee provision	Warranty provision	Restructuring provision	Other	Total
Balance at 31 December 2015	1,187	607	–	2,338	4,132
Usage	(85)	(1,950)	–	(2,338)	(4,373)
Contribution from statement of income	377	1,794	403	69	2,643
Balance at 31 December 2016	1,479	451	403	69	2,402
Usage	(100)	(1,400)	(403)	(69)	(2,572)
Contribution from statement of income	102	1,431	–	124	2,257
Balance at 31 December 2017	1,481	482	–	124	2,087
Non-current part	1,318	129	–	–	1,447
Current part	163	353	–	124	640
Balance at 31 December 2017	1,481	482	–	124	2,087

If the effect of the time value of money is material, provisions are measured at the present value of the expected cash flows necessary to meet the liabilities. The discount rate used at 31 December 2017 is 2.0% (2016: 2.0%).

Jubilee provision This concerns the estimated costs of payments on the occasion of jubilees of personnel, taking account of mortality probabilities, personnel leaving employment and salary developments during the time until the jubilee in question.

Warranty provision This provision concerns the estimated costs arising from warranties on products and services provided by Stern Groep N.V. and is mainly short-term in nature. With respect to warranties on passenger cars and light commercial vehicles, account is taken of payments from the car manufacturers.

Restructuring provision This provision concerns the estimated costs relating to approved and communicated restructuring plans.

Other This provision concerns a provision for vacancy of a leased premises. The provision is formed for ongoing rental costs until the (expected) end of the lease contract.

25 Interest-bearing loans

	Effective interest rate	Maturity date	2017	2016
Non-current				
Mortgage loans	1.87%	2019/2022	7,219	6,292
Financing of lease cars (securitisation facility)	1.36%	2020	136,125	–
Financing of lease cars (credit facility)	2.25%	2020	17,520	–
Credit institutions	2.00%	2020	45,580	–
Total 31 December			206,444	6,292
Current				
Mortgage loans	1.87%	2018	2,353	5,549
Financing of lease cars			–	148,230
Credit institutions			–	59,653
Financing of used passenger cars	0.98%	2018	50,912	42,170
Financing of rental fleet	1.78%	2018	36,098	31,080
Other financing	2.30%	2018	8,325	5,883
Total 31 December			97,688	292,565

Mortgage loans The mortgage loans recognised under interest-bearing loans have a weighted average interest rate of 1.87% (2016: 2.21%). These loans are secured by mortgages on business premises with a carrying amount of € 25.5 million (2016: € 26.2 million). A sum of € 8.0 million has an interest rate based on 1- to 3-month Euribor (2016: € 8.8 million). There are no mortgages with a term of more than 5 years (2016: € 0.7 million).

Financing of lease cars (securitisation facility) Stern Lease B.V. (100%-owned by Stern Groep N.V.) transferred the securitised part of the lease portfolio to Zwaanlease B.V. in 2017. This transaction involved the sale of the economic ownership of the lease objects and the future lease receivables and the residual value of the vehicles to Zwaanlease B.V., an independent company fully consolidated in these financial statements. 83.5% of the purchase price was actually paid by Zwaanlease to Stern Lease B.V., with the remainder owed by Stern Lease B.V. to Zwaanlease B.V. in the form of a subordinated loan. At 31 December 2017 this subordinated loan amounted to € 25.1 million.

The securitisation facility amounts to € 150.0 million, and equates to the present value of the future lease instalments and the residual value of the lease vehicles. € 136.1 million of this facility was used at 31 December 2017. Security has been provided for this in the form of a pledge of the lease receivables and the lease vehicles. Stern Groep N.V. has issued a guarantee for the residual value risk of Zwaanlease B.V. The securitisation facility runs until 30 June 2020 and the interest is based on the financing costs of the special purpose vehicle Zwaanlease B.V. plus a spread.

The carrying amount of the lease vehicles provided as security for the financing recognised at year-end 2017 under the securitisation facility is € 159.2 million.

Financing of lease cars (credit facility) Stern Groep N.V. has facilities at credit institutions amounting to € 30.0 million for lease activities not financed as part of the securitisation facility, € 17.5 million of which was used at 31 December 2017 (2016: € 148.2 million). This facility is secured by a pledge on the lease portfolio in question, the rights associated with the concluded lease contracts and a mortgage has been established on business premises with a carrying amount of € 5.9 million. The facility runs until 30 June 2020 and the interest rate is 1-month Euribor plus a spread.

Credit institutions Stern Groep N.V. has financing facilities with credit institutions for its retail business amounting to € 80.0 million (2016: € 70.0 million), of which € 45.6 million was drawn down at 31 December 2017 (2016: € 59.7 million). This facility is secured by a pledge on the trade receivables, the inventory of new passenger cars and light commercial vehicles paid for and the business inventory. The facility runs until 30 June 2020 and the interest rate is 3-month Euribor plus a spread.

Financing of used passenger cars A credit facility is provided by a finance company affiliated to a car manufacturer for the financing of used passenger cars of € 61.0 million (2016: € 61.0 million), of which € 50.9 million was drawn down at 31 December 2017 (2016: € 42.2 million). A pledge is provided for these facilities on the passenger cars financed. The interest rate is 1-month Euribor plus a spread. The credit limit is reviewed each year in June, and the facility is expected to be extended again in June 2018.

Financing of rental fleet A credit facility is provided by a finance company affiliated to a car manufacturer for the financing of the rental fleet of SternRent of € 45.0 million (2016: € 37.0 million), of which € 36.1 million was drawn down at 31 December 2017 (2016: € 31.1 million). A pledge is provided for these facilities on the rental cars financed. The interest rate is 1-month Euribor plus a spread. The credit limit is reviewed each year in June, and the facility is expected to be extended again in June 2018.

Other finance A credit facility is provided by a finance company affiliated to a car manufacturer for the financing of used passenger cars of € 8.0 million (2016: € 7.3 million) and for the financing of working capital of € 3.0 million (2016: € 3.0 million), of which € 8.3 million was in use at 31 December 2017 (2016: € 5.8 million). A pledge is provided for this facility on the used passenger cars financed, the property, plant and equipment and the trade receivables. The interest rate is a variable base interest rate (similar to Euribor) plus a spread. The credit agreement is entered into for an indefinite period.

Bank covenants Regarding the securitisation facility, the financing of lease cars and the facilities at credit institutions, agreements have been made with respect to minimum ratios to be achieved. The agreed ratios relate to the solvency and the interest coverage ratio (ICR). Additionally, specific agreements have been made for the securitisation regarding the maximum number of bankruptcies and defaults by lessees and the development of the residual value of the lease fleet.

Solvency is calculated on the basis of adjusted equity (excluding goodwill). The bank covenants state a standard solvency ratio of 12.5% for the leasing operations, a standard solvency ratio of 20% for the rental operations and a minimum solvency ratio of 25% for the remaining activities.

The solvency ratio for the leasing operations at 31 December 2017 was 12.5% and 20% for the rental operations. The solvency ratio for the other activities stood at 27.5% (the minimum is 25.0%).

The bank covenants stipulate a minimum ICR of 2.50 for 2017 and 3.00 with effect from 2018. This concerns a 12-month ICR that is calculated quarterly on the basis of EBITDA and the net interest expense over the past 12 months. Up to € 2.5 million in restructuring expenses on a 12-month basis may be omitted from the calculation of the ICR. Stern expects to continue to be able to operate within its covenants during the current year. Meeting the covenants, also as at mid-2018, depends partly on realising EBITDA in line with the 2018 budget and the size of the working capital.

The ICR is the result of EBITDA divided by net interest expense, with up to € 2.5 million in reorganisation expenses on a 12-month basis allowed to be omitted from this calculation. The ICR at 31 December 2017 stood at 3.23 (minimum is 2.50). From 2018, the ICR has to be at least 3.00, however this may be not less than 2.50 on one occasion without a waiver from the banks being required (known as a 'Mulligan').

If the ratios stated in the bank covenants are breached, account has to be taken of an additional interest spread of 150 basis points, and in such case the credit institutions also have the option of reviewing the agreements in the covenants. If the company fails to operate within the covenants, the facilities may in principle be payable on demand. The Management Board actively monitors that the company operates within the covenants.

Stern Groep N.V. operated within the agreed ratios during 2017.

Regarding the distribution of dividend, it has been agreed with the credit institutions that this may not lead to a breach of the bank covenants.

The table below provides an overview of the maturity dates of the financial obligations of Stern Groep N.V. at 31 December 2017 on the basis of contractual and not discounted payments of interest and repayments, without taking account of hedge transactions entered into (see note 31).

	Carrying amount year-end	Within 12 months	1 to 5 years	> 5 years
31/12/2017				
Mortgage loans	9,572	2,510	7,493	–
Financing of lease cars (securitisation facility)	136,125	1,851	138,902	–
Financing of lease cars (credit facility)	17,520	394	18,111	–
Credit institutions	45,580	912	46,947	–
Financing of used passenger cars	50,912	51,161	–	–
Financing of rental fleet	36,098	36,419	–	–
Other financing	8,325	8,421	–	–
Derivatives	285	127	158	–
	304,417	101,795	211,611	–
31/12/2016				
Mortgage loans	11,841	5,750	5,801	744
Financing of lease cars	148,230	149,712	–	–
Credit institutions	59,653	60,264	–	–
Financing of used passenger cars	42,170	42,419	–	–
Financing of rental fleet	31,080	31,349	–	–
Other financing	5,883	5,951	–	–
Derivatives	992	331	661	–
	299,849	295,776	6,462	744

Management
Report

Dealergroup
Stern

Stern
Mobility
Solutions

Stern
Car
Services

Report of the
Supervisory
Board

CSR report

Financial
statements

The following overview shows the changes in interest-bearing loans divided into cash flows and other changes. The cash flow in the following overview corresponds to the change in interest-bearing loans shown in the statement of cash flow.

	Mortgages	Securitisation facility	Credit institutions and other finance	Derivatives	Total
Balance at 1 January 2017	11,841	–	287,016	992	299,849
Cash flow from financing activities	(2,269)	136,125	(128,581)	–	5,275
Other changes	–	–	–	(707)	(707)
Balance at 31 December 2017	9,572	136,125	158,435	285	304,417

26 Financial instruments

Fair value The following overview presents a comparison between the carrying amounts and the fair values of all the financial assets and liabilities of Stern Groep N.V. recognised in the financial statements, including assets and liabilities classified as held for sale:

	Carrying amount		Fair value	
	2017	2016	2017	2016
Financial assets				
Cash and cash equivalents	1,216	993	1,216	993
Investments in associates	976	991	976	991
Interests of SternPartners B.V. (less than 20%)	252	253	252	253
Interest in Bovemij Verzekeringsgroep N.V.	13,237	10,831	13,237	10,831
Other	149	149	149	149
Financial liabilities				
Mortgage loans	9,572	11,841	9,572	11,841
Financing of lease cars (securitisation facility)	136,125	–	136,125	–
Financing of lease cars	17,520	148,230	17,520	148,230
Credit institutions	45,580	59,653	45,580	59,653
Financing of used passenger cars	50,912	42,170	50,912	42,170
Financing of rental fleet	36,098	31,080	36,098	31,080
Other financing	8,325	5,883	8,325	5,883
Derivatives	285	992	285	992

The participating interests of SternPartners B.V. over which Stern Groep N.V. has no material influence are valued in the same way as the associates, using the equity method.

The fair value of the interest in Bovemij Verzekeringsgroep N.V. is based on an external valuation report as at 31 December of the previous year, taking account of particular developments during the current year. The fair value of the loans under the other financial assets is calculated with the application of the market interest rate. The fair value of the derivatives and drawn down loans is calculated as the present value of the expected cash flows at prevailing market rates. Financing is effected mainly on the basis of a short-term interest rate so that the carrying amount approximates the fair value of the financial liabilities.

Stern Groep N.V. uses the following three levels for the classification and disclosure of financial instruments measured at fair value:

- Level 1: price quotations in active markets;
- Level 2: valuation techniques for which input can be derived from observable market data;
- Level 3: valuation techniques for which input cannot be derived from observable market data.

The following analysis shows the financial instruments measured at fair value classified according to measurement level:

	Level 1	Level 2	Level 3	Total
31/12/2017				
Interest in Bovemij Verzekeringsgroep N.V.	–		13,237	13,237
Derivatives		(285)	–	(285)
31/12/2016				
Interest in Bovemij Verzekeringsgroep N.V.			10,831	10,831
Derivatives	–	(992)	–	(992)

The development of financial instruments in level 3 in the financial year was as follows:

Level 3	2017	2016
Balance at 1 January	10,831	11,126
Purchase of depositary receipts in Bovemij Verzekeringsgroep N.V.	500	–
Changes in fair value	1,906	(295)
Balance at 31 December	13,237	10,831

27 Trade and other payables

This item includes the credit facilities provided by car manufacturers for the performance of the underlying dealer contracts. A pledge is provided for this facility on the passenger cars and light commercial vehicles financed, including parts and accessories. The interest rates are based on Euribor plus a spread.

28 Tax and social security contributions

The payroll tax and social security contributions due under this item amounted to € 3.1 million at 31 December 2017 (2016: € 2.7 million), value-added tax due of € 0.6 million (2016: € 1.1 million) and corporate income tax due of € 0.4 million (2016: € 0.8 million).

29 Other payables, accrued liabilities and deferred income

The other payables include € 5.9 million in payments to personnel (2016: € 6.1 million). This also includes the advanced receipts from lease and rental activities of € 1.2 million (2016: € 1.0 million). The item accrued liabilities and deferred income consists mainly of advanced receipts from customers and importers received as at the closing date.

30 Note to the statement of cash flow

The statement of cash flow shows the movements in cash and cash equivalents. The preparation of this statement is based on a comparison between the opening balance and the closing balance. Changes that have not led to cash flow, such as acquisitions and impairments, are then eliminated. Changes in the working capital can mostly be derived from the overview of changes in the relevant items in the statement of financial position, taking account of changes arising from companies acquired and divested (see note 3). Note 25 provides the connection between the changes in interest-bearing loans and the statement of cash flow.

31 Objectives and policy regarding the management of financial risks

Financial instruments and risk policy The interest rate profile of the financial liabilities, after taking account of the hedge transactions entered into, is as follows:

	2017	2016
Liabilities at variable interest rates	40,026	63,607
Liabilities with fixed interest rates	264,106	235,250
	304,132	298,857
Liabilities with fixed interest rates		
Weighted average interest rate (%)	1.8	2.0
Weighted average maturity (years)	2.6	3.3

The interest rates for the financial liabilities are mainly based on Euribor (note 23).

At 31 December 2017, Stern Groep N.V. had a number of outstanding contracts for interest rate swaps for a total amount of € 264.1 million (2016: € 235.3 million). The interest rate swaps are concluded in order to convert liabilities at variable interest rates into liabilities with fixed interest rates. The average remaining maturity of the interest rate swaps is 31 months (2016: 40 months), with a weighted average interest rate, including the spread for the liability in question, of 1.8% (2016: 2.0%).

The most important financial instruments (other than derivatives) held by Stern Groep N.V. are bank loans and overdrafts, financial lease and lease/purchase agreements, and cash and cash equivalents. The main purpose of these financial instruments is to raise finance for the business operations. Stern Groep N.V. has various other financial assets and liabilities, such as trade receivables and payables, that arise directly as a result of its business operations. Stern Groep N.V. also enters into transactions with interest rate swaps. The purpose of the interest rate swaps is to limit the interest rate risk to which Stern Groep N.V. is exposed as a result of its business operations and its sources of funding. In principle, Stern Groep N.V. does not trade in financial instruments, nor did it do so during the financial year.

The main risks arising from the financial instruments held by Stern Groep N.V. are interest rate risk and credit risk. The Management Board evaluates and approves the policy with respect to the mitigation of these risks.

Interest rate risk Stern Groep N.V. strives to mitigate the risks arising from its operational activities and the funding thereof. The interest rate risk regarding the implicit interest rate in operating lease contracts (interest income) and the interest payments on the corresponding lease financing is hedged by means of interest rate swaps. After initial recognition, these instruments are carried at market value (at 31 December 2017 this amounted to € 0.3 million negative and at 31 December 2016 € 1.0 million negative). The following overview shows the carrying amounts of the interest rate swaps to which hedge accounting is applied at 31 December 2017.

Regarding	2017			2016		
	Nominal value	Carrying amount	Market value	Nominal value	Carrying amount	Market value
Mortgage loans	12,000	50	50	12,000	(62)	(62)
Financing of lease cars	156,106	150	150	127,250	(152)	(152)
Credit institutions	60,000	(1)	(1)	60,000	34	34
Financing of used passenger cars	36,000	(483)	(483)	36,000	(812)	(812)
Total 31 December	264,106	(284)	(284)	235,250	(992)	(992)

The fair value of the interest rate swaps is determined on the basis of market interest rates as at 31 December 2017 and 2016 respectively. Cash flow hedge accounting is applied to these hedges. The hedges of the future cash flows are considered to be effective with an unrealised positive result of € 0.7 million (2016: € 0.7 million positive) with a deferred tax item of € 0.2 million (2016: € 0.2 million). The result on the hedging instrument is applied to the statement of comprehensive income in 2017 and 2016. The ineffective part of the swaps was nil (2016: nil). There are no margin obligations as a result of the swap contracts.

Besides the interest rate swaps mentioned here, the company has concluded interest rate swaps with a principal amount of € 3.1 million that mature in mid-2018. Hedge accounting is not applied to these interest rate swaps. The carrying amount of these swaps at 31 December 2017 was € 0.1 million negative (2016: € 0.1 million negative). This amount is recognised under other liabilities.

Credit risk Stern Groep N.V. deals only with creditworthy third parties. The policy at Stern Groep N.V. is that all customers wishing to trade with deferred payment must be subjected to credit verification procedures. Furthermore, open balances are continuously monitored so that Stern Groep N.V. is not exposed to material risk as a result of doubtful debtors. Credit risk is incurred on the other financial assets of Stern Groep N.V., which consist of cash and cash equivalents, financial assets available for sale and certain derivatives, to the extent that the counterparty may default on an amount not exceeding the carrying amounts of these instruments.

Since Stern Groep N.V. deals only with creditworthy third parties, no security is required.

Liquidity risk Stern Groep N.V. has concentrated the management of its cash and cash equivalents and direct credit facilities with a limited number of banking institutions. As part of this management, the accounts of operating companies are included in cash pooling arrangements and the maximum credit limit of each operating company is monitored centrally.

Interest rate risk The following table shows the exposure of the profit before tax of Stern Groep N.V. (due to the effect of loans at variable interest rates) and the equity (due to the effect of the valuation of the interest rate swaps) to a potential change in Euribor with all other variables remaining constant.

	Increase or decrease in interest rates in basis points	Effect on the profit before tax	Effect on equity
2017 financial year	+100	(400)	4,817
	-100	400	(4,817)
2016 financial year	+100	(636)	3,052
	-100	636	(3,052)

Capital management The primary objective of capital management at Stern Groep N.V. is to maintain good creditworthiness and sound solvency to support the operations of Stern Groep N.V. and to optimise shareholder value. Stern Groep N.V. manages its capital structure and adjusts this according to changes in economic conditions. In order to maintain or adjust its capital structure, Stern Groep N.V. may change its payment of dividend to shareholders, repay capital to shareholders or issue new shares. No changes were made to the objectives, policy or processes in 2017 or 2016.

Stern Groep N.V. monitors its capital using a solvency ratio, which is the consolidated equity divided by the total assets. Regarding the securitisation facility, the financing of lease cars and the facilities at credit institutions, agreements have been made with respect to minimum ratios to be achieved. The agreed ratios relate to the solvency and the interest coverage ratio (ICR) (see note 25).

32 Contingent assets and liabilities

Long-term lease commitments Stern Groep N.V. has concluded long-term lease agreements with third parties for terms ranging from one year to sixteen years. Based on these agreements, Stern Groep N.V. has the following lease commitments:

	2017	2016
< 1 year	18,500	19,200
1-5 years	59,600	61,200
> 5 years	75,000	74,600
	153,100	155,000

Stern Groep N.V. has provided a bank guarantee for the lessors of € 3.7 million (2016: € 4.0 million).

Economic inventory position At the closing date, Stern Groep N.V. had repurchase commitments for 687 cars outstanding in an amount of € 10.9 million (2016: 661 cars and € 11.4 million). These commitments will expire within two years. Based on estimated losses on repurchase commitments and the settlement thereof, an amount of € 0.2 million is recognised under current liabilities (2016: € 0.3 million).

If importers have not yet transferred all the major rights to economic benefits and all major risks with respect to new passenger cars and light commercial vehicles to Stern Groep N.V., the vehicles in question are not yet recognised in the statement of financial position. The economic inventory position of vehicles delivered or to be delivered by importers at 31 December 2017 amounted to € 59.1 million (2016: € 56.9 million).

33 Related party disclosures

H.H. van der Kwast, Chair of the Management Board of Stern Groep N.V., owns an interest of 12.3% in Stern Groep N.V. through his personal holding company Merel Investments B.V. (2016: 17.6%).

H.H. van der Kwast, Chair of the Management Board of Stern Groep N.V., is a related party to Kluit Vastgoed B.V. (indirect interest of 50%). Stern Groep N.V. leases one premises from Kluit Vastgoed B.V. The total rent paid for 2017 was € 114,000 (2016: € 112,000).

H.H. van der Kwast, Chair of the Management Board of Stern Groep N.V., was a member of the Supervisory Board of Bovemij Verzekeringsgroep N.V. until 21 April 2017 (www.bovemij.nl). Stern Groep N.V. has an interest of 5.06% in Bovemij Verzekeringsgroep N.V. (2016: 5.03%).

Bovemij Verzekeringsgroep N.V. provided a loan of € 0.4 million to Coöperatie Mango Mobility Services in 2012. The interest rate is 4%. The remainder of this loan was repaid in full in 2017 (2016: € 0.1 million).

34 Remuneration of the Management Board and the Supervisory Board

The remuneration of the members of the Management Board consists of a fixed gross annual salary with pension contribution, plus a variable component of up to 33% of the fixed gross annual salary, subject to previously set criteria being met.

Individual remuneration of the Management Board

(amounts x € 1)

	Regular remuneration payable	Profit-sharing and bonus payments	Pensions	Total
2017				
H.H. van der Kwast	606,000	56,700	20,878	683,578
A.A. Swijter	327,432	35,000	13,624	376,056
Total	933,432	91,700	34,502	1,059,634
2016				
H.H. van der Kwast	606,000	232,650	25,781	864,431
A.A. Swijter (from 1/6/2016)	191,000	52,500	8,681	252,181
Total	797,000	285,150	34,462	1,116,612

The reserve for the bonus for 2017 payable in 2018 is recognised in 2017. The bonus payment for 2015 and the reserve for the bonus for 2016 payable in 2017 are recognised in 2016. The regular remuneration payable to the Management Board includes a compensation of € 147,000 (2016: € 136,000) for the reduction in pension accrual with effect from 1 January 2015.

The criteria regarding profit-sharing and bonus payments for 2017 were:

- achievement of revenue, net profit, return on equity and cash flow in line with the budget for 2017;
- further expansion of Stern Mobility Solutions, the expansion and integration of Stern Car Services and further reduction of costs;
- achievement of targets in relation to corporate social responsibility, management development and the workforce.

The criteria for profit-sharing and bonus payments for the 2017 financial year were only partially met. This will be formally ratified by the Supervisory Board after adoption of the 2017 financial statements on 9 May 2018.

The criteria for profit-sharing and bonus payments for 2018 are:

- achievement of revenue, net profit, return on equity and cash flow in line with the budget for 2018;
- achievement of the targets set in the Fast Forward strategic plan;
- achievement of targets with respect to organisational development.

The Supervisory Board makes use of scenario analyses in the formulation and establishment of the remuneration of the Management Board, as stated in best practice provision II.2.1. of the Corporate Governance Code.

Individual remuneration of the Supervisory Board

(amounts x € 1)

	Regular remuneration payable	Remuneration of the Audit Committee	Total 2017	Total 2016
D.R. Goeminne	40,000	10,000	50,000	50,000
M.E.P. Sanders	32,000	10,000	42,000	42,000
A. Roggeveen	32,000	–	32,000	32,000
S.G. Brummelhuis	32,000	–	32,000	20,400
P.P.M. Nielen (from 21/12/2017)	–	–	–	–
Total	136,000	20,000	156,000	144,400

Share ownership by the Management Board

	2017	2016
H.H. van der Kwast (via Merel Investments B.V.)	700,000	1,000,000
A.A. Swijter	–	–

Share ownership by the Supervisory Board

	2017	2016
D.R. Goeminne	25,000	25,000
M.E.P. Sanders	–	–
A. Roggeveen	–	–
S.G. Brummelhuis	–	–
P.P.M. Nielen (from 21/12/2017)	–	–

No option rights, loans, advances or guarantees are provided to the members of the Management Board of Stern Groep N.V. and/or to members of the Supervisory Board.

35 Subsequent events

No noteworthy events occurred after the closing date that affect the financial statements for 2017.

(amounts x € 1,000)

Company statement of income

	2017	2016
Net revenue	–	–
Cost of sales	–	–
Gross profit	<u>–</u>	<u>–</u>
Other income	–	–
Employee expenses	(3,459)	(3,330)
Amortisation of intangible assets	(6)	(7)
Other operating expenses	(413)	(335)
Operating profit	<u>(3,878)</u>	<u>(3,672)</u>
Result from participating interests	10,894	14,315
Financial income and expenses	(644)	(331)
Profit before tax	<u>6,372</u>	<u>10,312</u>
Income taxes	1,127	1,036
Profit after tax	<u>7,499</u>	<u>11,348</u>

Management
Report

Dealgrouop
Stern

Stern
Mobility
Solutions

Stern
Car
Services

Report of the
Supervisory
Board

CSR report

Financial
statements

(amounts x € 1,000)

Company statement of financial position at 31 December

	Note	31 December 2017	31 December 2016
Non-current assets			
Property, plant and equipment	2		
Other assets		5	12
Financial non-current assets	3		
Investments in group companies		200,208	189,314
Other investments		149	149
		<u>200,357</u>	<u>189,463</u>
Non-current assets		200,362	189,475
Current assets			
Other receivables, accrued income and prepaid expenses		29	36
Cash and cash equivalents		5	5
		<u>34</u>	<u>41</u>
Total assets		200,396	189,516
Equity			
Issued capital	4	593	593
Share premium		114,734	114,734
Other reserves		33,740	27,772
Revaluation reserve		4,688	2,252
Unallocated result		5,593	11,643
		<u>159,348</u>	<u>156,994</u>
Current liabilities			
Interest-bearing loans		34,936	23,802
Liabilities to group companies		3,871	6,197
Tax and social security contributions		100	102
Other payables, accrued liabilities and deferred income		935	1,392
Deferred tax liability		1,206	1,029
		<u>41,048</u>	<u>32,522</u>
Total equity and liabilities		200,396	189,516

Notes to the company financial statements

1 Accounting principles

The company financial statements are prepared on the basis of Part 9 of Book 2 of the Dutch Civil Code with use of the option provided under Section 2:362 (8) to apply the IFRS accounting policies that are used for the consolidated financial statements.

Principles for measurement and determination of the result Details of the principles for measurement and determination of the result can be found in the notes to the consolidated financial statements and, unless otherwise stated, apply equally to the company financial statements.

Participating interests The participating interests in group companies are recognised at net asset value. The reporting dates of the group companies are the same as those of Stern Groep N.V. The principles for financial reporting are, for similar transactions and events in comparable circumstances, the same as those of Stern Groep N.V.

2 Property, plant and equipment

	Other non-current assets
Acquisition cost	
Balance at 1 January 2016	103
Investments in 2016	–
Balance at 1 January 2017	103
Investments in 2017	–
Balance at 31 December 2017	103
Cumulative amortisation	
Balance at 1 January 2016	84
Depreciation in 2016	7
Balance at 1 January 2017	91
Depreciation in 2017	7
Balance at 31 December 2017	98
Carrying amount at 31 December 2017	5
Carrying amount at 31 December 2016	12
Estimated economic life	5 years

3 Financial non-current assets

	Participating interests in group companies	Other	Total
Carrying amount at 1 January 2017	189,314	149	189,463
Result financial year	10,894	–	10,894
Carrying amount at 31 December 2017	200,208	149	200,357

The participating interests in group companies includes the 100% interest in Stern Facilitair B.V. of Purmerend, the holding company for all other group companies.

4 Equity

For the development of equity, see the consolidated financial statements.

The entire share premium qualifies as a recognised paid-up reserve for tax purposes.

5 Other notes

Contingent assets and liabilities Stern Groep N.V. has accepted joint and several liability for the debts of the group companies listed on page 90, including tax, arising from legal actions by the group companies in accordance with Section 403 of Part 9 of Book 2 of the Dutch Civil Code.

Remuneration of the Management Board and Supervisory Directors For the remuneration of the Management Board and Supervisory Directors, see note 34 to the 2017 consolidated financial statements.

Audit fees For the audit fees, see note 8 to the 2017 consolidated financial statements.

Number of employees The number of employees, including the Management Board, at 31 December 2017 was: 9 (2016: 10).

Amsterdam, 7 March 2018

The Management Board

H.H. van der Kwast
A.A. Swijter

The Supervisory Board

D.R. Goeminne
M.E.P. Sanders
A. Roggeveen MSc
S.G. Brummelhuis
P.P.M. Nielen

Other information

Profit appropriation according to the articles of association

Article 38

1. Subject to the approval of the Supervisory Board, the Management Board transfers as much of the remaining profit to reserves as it deems necessary. Insofar as the profit is not transferred to reserves subject to the provisions of the previous sentence, it is available to the General Meeting in whole or in part for distribution to the shareholders in proportion to the number of ordinary shares that they own.

The company may only pay the shareholders and other persons entitled to the profits available for distribution to the extent that its equity exceeds the amount of the paid-up and called-up capital plus the reserves that must be held pursuant to statute.

Article 39

1. Distributions of profit shall be payable four weeks after adoption, unless the General Meeting sets a different date as proposed by the Management Board.
2. Distributions of profit that have not been received within five years of being made available for payment shall lapse to the company.
3. Resolutions of the General Meeting to grant full or partial cancellation of reserves shall require the approval of the Management Board and the Supervisory Board, without prejudice to the provision in paragraph 6.
4. With the prior approval of the Supervisory Board, the Management Board may make an interim distribution of profit, subject to the provision of Section 105, Book 2 of the Civil Code.
5. The General Meeting may, if so proposed by the Management Board and with the prior approval of the Supervisory Board, resolve that distributions of profit should be made entirely or partially in the form of shares in the company's capital.
6. A shortfall may only be made up from the reserves held pursuant to statute to the extent permitted by law.

Dividend

At the General Meeting of 9 May 2018, consistent with the prior year and in line with the dividend policy, a total dividend per share will be proposed of € 1.00 (2016: € 1.00) in cash based on the excess solvency at 31 March 2018. The dividend will be payable on 7 June 2018 and will be paid after deduction of the interim dividend of € 0.25 per share paid on 22 December 2017. The excess solvency at 31 March 2018 is expected to be more than adequate.

Management Report

Dealgroupp Stern

Stern Mobility Solutions

Stern Car Services

Report of the Supervisory Board

CSR report

Financial statements

Independent auditor's report

To: the shareholders and the Supervisory Board of Stern Groep N.V.

Report on the audit of the 2017 financial statements included in the annual report

Our opinion We have audited the financial statements 2017 of Stern Groep N.V., based in Amsterdam. The financial statements include the consolidated financial statements and the company financial statements.

In our opinion:

- The accompanying consolidated financial statements give a true and fair view of the financial position of Stern Groep N.V. as at 31 December 2017, and of its result and its cash flows for 2017 in accordance with International Financial Reporting Standards as adopted by the European Union (EU-IFRS) and with Part 9 of Book 2 of the Dutch Civil Code.
- The accompanying company financial statements give a true and fair view of the financial position of Stern Groep N.V. as at 31 December 2017, and of its result for 2017 in accordance with Part 9 of Book 2 of the Dutch Civil Code.

The consolidated financial statements comprise:

- The consolidated statement of financial position as at 31 December 2017;
- The following statements for 2017: the consolidated statement of income, the consolidated statements of comprehensive income, changes in equity and cash flows;
- The notes comprising a summary of the significant accounting policies and other explanatory information

The company financial statements comprise:

- The company statement of financial position as at 31 December 2017;
- The company statement of income for 2017;
- The notes comprising a summary of the accounting policies and other explanatory information.

Basis for our opinion We conducted our audit in accordance with Dutch law, including the Dutch Standards on Auditing. Our responsibilities under those standards are further described in the "Our responsibilities for the audit of the financial statements" section of our report.

We are independent of Stern Groep N.V. in accordance with the EU Regulation on specific requirements regarding statutory audit of public-interest entities, the Wet toezicht accountantsorganisaties (Wta, Audit firms supervision act), the Verordening inzake de onafhankelijkheid van accountants bij assurance-opdrachten (ViO, Code of Ethics for Professional Accountants, a regulation with respect to independence) and other relevant independence regulations in the Netherlands. Furthermore we have complied with the Verordening gedrags- en beroepsregels accountants (VGBA, Dutch Code of Ethics).

We believe the audit evidence we have obtained is sufficient and appropriate to provide a basis for our opinion.

Materiality

Materiality	€ 1,800,000 (2016: € 1,880,000)
Benchmark applied	Materiality is determined as 1% of the gross profit.
Explanation	<p>Both the result before tax and the operating profit of Stern Groep N.V. have been highly volatile in recent years. For this reason, we do not consider this to be an appropriate benchmark for materiality.</p> <p>We consider that gross profit is the most appropriate materiality benchmark for Stern Groep N.V. In addition, we have identified the following relevant aspects:</p> <ul style="list-style-type: none"> • Important performance indicator for Stern Groep N.V. and its stakeholders • More stable development without large fluctuations

We have also taken misstatements into account and/or possible misstatements that in our opinion are material for the users of the financial statements for qualitative reasons.

We agreed with the supervisory board that misstatements in excess of € 90.000, which are identified during the audit, would be reported to them, as well as smaller misstatements that in our view must be reported on qualitative grounds

Scope of the group audit Stern Groep N.V. is at the head of a group of entities. The financial information of this group is included in the consolidated financial statements of Stern Groep N.V. The factors determining the scope are the fact that Stern's operations take place in the Netherlands, the organizational structure of Stern's operations into units including lease and dealer businesses, the size and/or risk profile of the other group elements and operations and the fact that the business processes and internal control measures are generally carried out in the same way at the various dealerships. This means that there is no scoping for separate dealerships. We considered the dealerships as one component for our audit next to the leasing and other operations. If certain entities carry out their internal controls in a non-standard manner, we have taken account of this in our audit. In total, the abovementioned audit procedures represent 100% of the total assets, the gross profit and the revenue of the group.

All procedures at the group elements and at group level were performed by the same audit team.

As a result of these procedures at (group) elements, combined with additional procedures at group level, we have obtained sufficient and appropriate audit evidence in relation to the financial information of the group to issue an opinion regarding the consolidated financial statements.

Our key audit matters Key audit matters are those matters that, in our professional judgment, were of most significance in our audit of the financial statements. We have communicated the key audit matters to the supervisory board and the Audit Committee. The key audit matters are not a comprehensive reflection of all matters discussed.

These matters were addressed in the context of our audit of the financial statements as a whole and in forming our opinion thereon, and we do not provide a separate opinion on these matters.

Risk	Our audit approach	Key observations
<p>Valuation of goodwill We refer to note 1 in the financial statements "Accounting policies" and note 13 "Intangible assets".</p>		
<p>The assessment of whether goodwill is subject to impairment is considered to be a key audit matter, since this entails significant uncertainties with regard to the estimation of future cash flows and the determination of the discount rate. Assumptions are made in this respect regarding the future development of margin, revenue and the market in general.</p> <p>As stated in the financial statements, the composition of the cash-generating units has changed in 2016. This has not led to a reallocation of the goodwill.</p>	<p>The audit procedures we performed included an assessment of the reasonableness of the assumptions underlying the estimation of future cash flows and whether these are consistent with the internal budget for 2018 and the outlooks for 2019 and 2020 as approved by the Management Board and the Supervisory Board.</p> <p>We used the services of a valuation expert at our firm to evaluate the discount rate applied and valuation methodology used.</p> <p>We also carried out procedures with respect to the disclosures in the financial statements on the impairment test, in particular the assumptions that mostly impact the determination of the recoverable value of the goodwill, such as the growth rate of the various revenue flows and the weighted average cost of capital (WACC; discount rate) applied. We also assessed whether these disclosures were adequate, provided sufficient information regarding the assumptions applied and the sensitivity of the valuation to the assumptions.</p>	<p>We consider the key management assumptions underlying the estimation of future cash flows and the discount rate to be reasonable.</p> <p>We consider the disclosure in the financial statements regarding the impairment test to be sufficient. The disclosure provides sufficient insight into the assumptions made and the sensitivities of the assumptions used for the valuation.</p>

Risk	Our audit approach	Key observations
<p>Valuation of deferred tax asset We refer to note 1 in the financial statements "Accounting policies" and note 11 "Income taxes".</p>		
<p>The valuation of the deferred tax asset arising from tax loss carry forward balances is based on the expected future taxable profits.</p> <p>It has been agreed with the Dutch Tax Authorities that the goodwill for tax purposes arising from the temporary difference with respect to the fiscal unity Stern Leasing is amortised over a period of 20 years (with 17 years remaining at year end 2017), whereby the amortisation is dependent on previously defined minimum taxable profits.</p> <p>We considered the valuation of the deferred tax asset as a key audit matter for our audit since the estimation process is complex and subjective and based on assumptions. These assumptions are strongly influenced by expectations of future market and economic conditions.</p>	<p>We took note of the agreements made with the Dutch Tax Authorities regarding the minimum required taxable profit regarding the fiscal unity Stern Leasing before any tax amortisation of goodwill can take place.</p> <p>We also assessed the recoverability of the deferred tax asset arising from tax losses carried forward and tax amortization related to temporary differences.</p> <p>Our audit approach included amongst others an assessment of the assumptions underlying the estimated future taxable profits. We assessed whether these assumptions are reasonable and consistent with the 2018 budget and the outlooks for 2019 and 2020.</p> <p>We used the services of tax experts at EY in our procedures.</p>	<p>We consider the key management assumptions underlying the estimation of future taxable profits and thus the valuation of the deferred tax asset to be reasonable.</p> <p>In addition, we consider the disclosures in the financial statements with respect to the recoverability of the deferred tax asset arising from tax loss carry-forwards and the temporary difference to be sufficient, and that it provides sufficient insight into the assumptions made.</p>

Risk	Our audit approach	Key observations
Financing, covenants and securitisation facility We refer to note 25 "Interest-bearing loans" in the financial statements.		
<p>The availability of sufficient financing and assessing whether the company can continue to meet the minimum ratios in its financing covenants are significant for our audit. This test and assessment is largely based on expectations and estimations by the management.</p> <p>These assumptions are affected by subjective elements such as the estimation of future cash flows, projections for sales, results and margins from business operations.</p> <p>The estimations are based on assumptions including expectations of future economic and market developments.</p> <p>The lease portfolio was refinanced in 2017 by means of a securitisation facility. This led to consolidation by Stern of the special purpose vehicle (SPV) Zwaanlease B.V. In addition, the refinancing has consequences for the allocation of risk between Stern and the parties involved.</p>	<p>The audit procedures we performed include establishing the extent to which the company is meeting the financial ratios as included in the financing agreements.</p> <p>Our audit approach included an assessment of the assumptions underlying the estimated future cash flows. We assessed whether these assumptions are reasonable and consistent with the budget and outlooks.</p> <p>We specifically assessed whether there are indications that the banks are not willing to continue to provide their financing and/or finance the growth in the lease fleet.</p> <p>We have taken note of the documentation in relation to the refinancing and assessed the justification for consolidation. We also established that the allocation of risk and the changed financing are disclosed in the financial statements.</p>	<p>We consider the key management assumptions underlying the estimation of future cash flows to be reasonable.</p> <p>We also consider that the disclosures in the financial statements regarding compliance with the ratios established in the financing agreements are adequate. The disclosures provide sufficient insight into the assumptions made.</p> <p>We consider the disclosure and considerations regarding the consolidation of Zwaanlease B.V. to be adequate. This also applies to the disclosure of the changed financing and the risks.</p>

- Management Report
- Dealergroup Stern
- Stern Mobility Solutions
- Stern Car Services
- Report of the Supervisory Board
- CSR report

Risk	Our audit approach	Key observations
Sale and leaseback transaction of premises We refer to note 1 in the financial statements "Accounting policies", note 6 "Other income" and note 14 "Property, plant and equipment".		
<p>The company sold two premises to a third party through a sale and leaseback transaction during the financial year. As of then, Stern is leasing the premises for terms of 15 and 20 years respectively. The company classified this transaction as an operating lease.</p> <p>The main estimations with respect to classification of these leases as an operating or a financial lease concern the estimation of the economic life of the premises and the assumptions made in determining the present value of the minimum lease payments in relation to the fair value of the leased item.</p> <p>We considered this item as a key audit matter given the effect of this transaction on the result.</p>	<p>In the conduct of our audit, we carried out procedures designed to assess the reasonableness of the assumptions for the principal estimations and the background of the gain on this transaction within the financial year.</p> <p>Our main audit procedures concerned the assessment of the entirety of the contractual conditions on the basis of the applicable reporting standards, the assessment of the correctness of the implied discount rate used, the evaluation of the reasonableness of the residual value of the buildings used, assessing whether the rent is established on an arm's length basis, evaluating the reasonableness of the expected maintenance costs and the background of the gain on this transaction within one year.</p>	<p>We consider the key management assumptions underlying the principal estimations and the background of the gain arising from the sale and leaseback transaction to be reasonable.</p>

- Financial statements

Report on other information included in the annual report

In addition to the financial statements and our auditor's report thereon, the annual report contains other information that consists of:

- The general report;
- The management board's report;
- Other information pursuant to Part 9 of Book 2 of the Dutch Civil Code;
- The corporate social responsibility report.

OpBased on the following procedures performed, we conclude that the other information:

- Is consistent with the financial statements and does not contain material misstatements;
- Contains the information as required by Part 9 of Book 2 of the Dutch Civil Code.

We have read the other information. Based on our knowledge and understanding obtained through our audit of the financial statements or otherwise, we have considered whether the other information contains material misstatements. By performing these procedures, we comply with the requirements of Part 9 of Book 2 of the Dutch Civil Code and the Dutch Standard 720. The scope of the procedures performed is less than the scope of those performed in our audit of the financial statements.

Management is responsible for the preparation of the other information, including the management board's report in accordance with Part 9 of Book 2 of the Dutch Civil Code and other information pursuant to Part 9 of Book 2 of the Dutch Civil Code.

Report on other legal and regulatory requirements

Engagement We were appointed as the auditor of Stern Groep N.V. by the supervisory board with effect from the audit for the 2003 financial year, and since that date until the present we have been the external auditor.

Description of responsibilities for the financial statements

Responsibilities of management and the supervisory board for the financial statements Management is responsible for the preparation and fair presentation of the financial statements in accordance with EU-IFRS and Part 9 of Book 2 of the Dutch Civil Code. Furthermore, management is responsible for such internal control as management determines is necessary to enable the preparation of the financial statements that are free from material misstatement, whether due to fraud or error.

As part of the preparation of the financial statements, management is responsible for assessing the company's ability to continue as a going concern. Based on the financial reporting frameworks mentioned, management should prepare the financial statements using the going concern basis of accounting unless management either intends to liquidate the company or to cease operations, or has no realistic alternative but to do so. Management should disclose events and circumstances that may cast significant doubt on the company's ability to continue as a going concern in the financial statements.

The supervisory board is responsible for overseeing the company's financial reporting process.

Our responsibilities for the audit of the financial statements Our objective is to plan and perform the audit assignment in a manner that allows us to obtain sufficient and appropriate audit evidence for our opinion.

Our audit has been performed with a high, but not absolute, level of assurance, which means we may not have detected all material errors and fraud.

Misstatements can arise from fraud or error and are considered material if, individually or in the aggregate, they could reasonably be expected to influence the economic decisions of users taken on the basis of these financial statements. The materiality affects the nature, timing and extent of our audit procedures and the evaluation of the effect of identified misstatements on our opinion.

We have exercised professional judgment and have maintained professional skepticism throughout the audit, in accordance with Dutch Standards on Auditing, ethical requirements and independence requirements. Our audit included e.g.:

- Identifying and assessing the risks of material misstatement of the financial statements, whether due to fraud or error, designing and performing audit procedures responsive to those risks, and obtaining audit evidence that is sufficient and appropriate to provide a basis for our opinion. The risk of not detecting a material misstatement resulting from fraud is higher than for one resulting from error, as fraud may involve collusion, forgery, intentional omissions, misrepresentations, or the override of internal control;
- Obtaining an understanding of internal control relevant to the audit in order to design audit procedures that are appropriate in the circumstances, but not for the purpose of expressing an opinion on the effectiveness of the company's internal control;
- Evaluating the appropriateness of accounting policies used and the reasonableness of accounting estimates and related disclosures made by management;
- Concluding on the appropriateness of management's use of the going concern basis of accounting, and based on the audit evidence obtained, whether a material uncertainty exists related to events or conditions that may cast significant doubt on the company's ability to continue as a going concern. If we conclude that a material uncertainty exists, we are required to draw attention in our auditor's report to the related disclosures in the financial statements or, if such disclosures are inadequate, to modify our opinion. Our conclusions are based on the audit evidence obtained up to the date of our auditor's report. However, future events or conditions may cause a company to cease to continue as a going concern;
- Evaluating the overall presentation, structure and content of the financial statements, including the disclosures;
- Evaluating whether the financial statements represent the underlying transactions and events in a manner that achieves fair presentation.

We communicate with the supervisory board regarding, among other matters, the planned scope and timing of the audit and significant audit findings, including any significant findings in internal control that we identify during our audit. In this respect we also submit an additional report to the audit committee in accordance with Article 11 of the EU Regulation on specific requirements regarding statutory audit of public-interest entities. The information included in this additional report is consistent with our audit opinion in this auditor's report.

We provide the supervisory board with a statement that we have complied with relevant ethical requirements regarding independence, and to communicate with them all relationships and other matters that may reasonably be thought to bear on our independence, and where applicable, related safeguards.

From the matters communicated with the supervisory board, we determine those matters that were of most significance in the audit of the financial statements of the current period and are therefore the key audit matters. We describe these matters in our auditor's report unless law or regulation precludes public disclosure about the matter or when, in extremely rare circumstances, not communicating the matter is in the public interest.

Amsterdam, 7 March 2018

Ernst & Young Accountants LLP
J.J. Kooistra RA

Management Report

Dealgroupp Stern

Stern Mobility Solutions


Stern Car Services

Report of the Supervisory Board

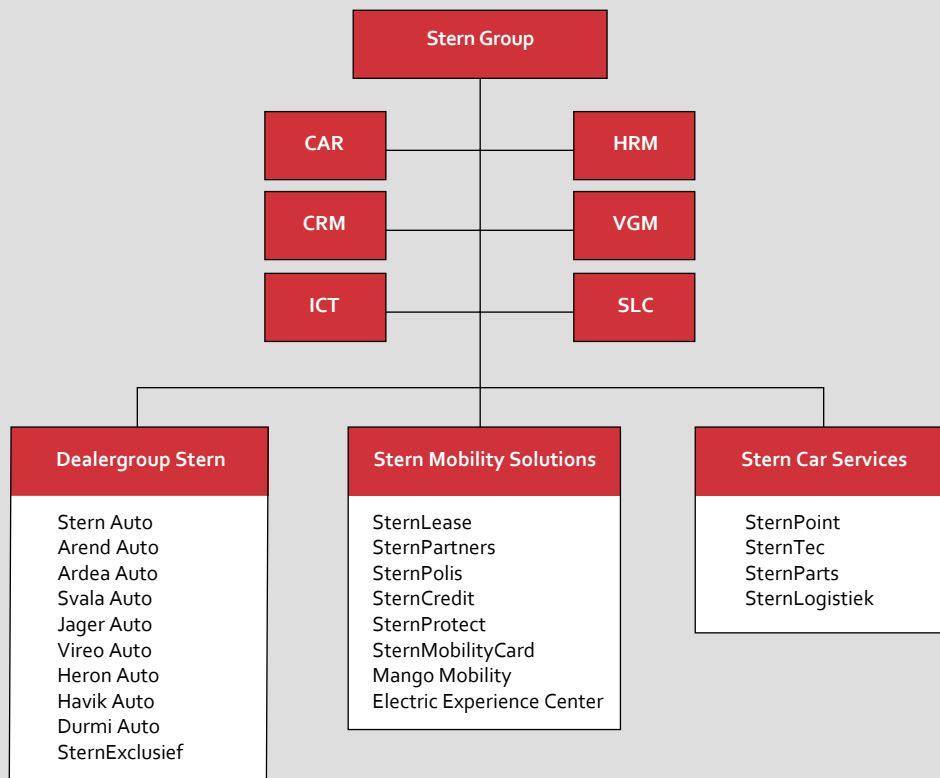
CSR report

Financial statements

Other
information



Organisational structure



Stern Group is led by the Management Board, which consists of Henk van der Kwast and Arthur Swijter. The Management Board is responsible for general policy, finance and group strategy. The Management and Supervisory Boards are supported by Marie-Julie Talens, who is the Company Secretary.

The Management Team consists of the Management Board and Loes van Dalen, Bastiaan Geurts, Finus Porsius, Rob Visser and Arnoud Zuidendorp.

Stern CAR stands for controlling, analysis and reporting. Stern CAR provides the group's monthly, quarterly and annual reporting, coordinates the annual audit with the auditor, acts as the initial point of contact for financial and tax matters and coordinates the group's cash management. Stern CAR also provides guidance for improvements to processes and controls, including programmes for improving workplace productivity and optimising the use of working capital. Stern CAR is also responsible for due diligence investigations when opportunities for acquisitions arise. Stern CAR is led by Finus Porsius (Group Controller).

Stern CRM is involved in the major corporates market with all Stern's products and services and forms the link between the large lease companies and the group companies of Stern. Stern CRM stands for communication, relationship management and marketing and is also responsible for the organisation and coordination of the marketing and communication of the entire group. Stern CRM is led by Bastiaan Geurts (director).

Stern HRM develops and formulates HRM strategies, policy and procedures, coordinates and leads the implementation of HRM policy and procedures for the entire group. Stern HRM also has a supervisory role, particularly in relation to compliance with established procedures and quality standards, and is responsible for the optimal functioning of HRM systems and processes. Stern HRM supports, advises and facilitates the primary process in relation to HRM at the decentralised HR departments of the group. Stern HRM is led by Loes van Dalen (director).

Stern ICT ensures that the ICT environment and ICT service provision are functional, consistent and reliable and that the costs of ICT are actively monitored. ICT here refers to the computer and communication hardware and infrastructure of Stern. Stern ICT is also engaged in the further professionalisation of the group's ICT, including security, cloud solutions and data continuity. Stern ICT is led by Richard Moeliker (ICT manager).

Stern SLC stands for secretarial, legal & compliance. Stern SLC has an advisory, coordinating and supporting role in relation to various legal issues for both the Management Board and the operating companies of Stern. Stern SLC is also the contact point for all compliance-related issues within the group and oversees compliance with regulations. Lastly, Stern SLC provides the secretarial services for the company. Stern SLC is led by Marie-Julie Talens (corporate lawyer/company secretary).

Stern VGM manages the property portfolio owned and leased by Stern. Its activities range from regular maintenance to the preparation of multi-year plans, from coordinating renovations to guidance for complete new-build projects. Stern VGM supports and coordinates all issues relating to premises and construction for the group and maintains contacts with the relevant external suppliers. Stern VGM is led by Paul Snelting (property manager).

Dealgroupp Stern represents 21 leading brands and currently consists of around 85 points of sale and service. The management team consists of Arnoud Zuijndorp (director), Huub van den Brule, Gerrit Klock, Matthieu Snel, Rob Visser and Finus Porsius.

Stern Mobility Solutions focuses exclusively on financial and other mobility products and services not associated with car brands to small and medium-sized enterprises and the private market, and also manages the car-related services of SternLease, SternPartners, SternRent, SternGarant and the SternMobility Card. Mango Mobility is part of Stern Mobility Solutions with effect from 1 January 2018. The management team consists of Marco Vlaar and Arnout Veld.

Stern Car Services aims to achieve national coverage for car body repair services with approximately 25 branches under the name of SternPoint. SternPoint also includes the activities of SternTec with respect to light commercial vehicle interiors. SternLogistiek and SternParts are also part of Stern Car Services. The management consists of Rob Visser (director), Guus Baris and Olivier Hoffmann.

Addresses

At 7 March 2018

Stern Group

Stern Group Pieter Braaijweg 6 Amsterdam

Stern Facility Services

Stern Facilitair Pieter Braaijweg 6 Amsterdam

Operation of fuel stations by third parties

Lukoil	Schermerhoek 523	Capelle a/d IJssel
TinQ	Vulcanusweg 281	Delft
Lukoil	Newtonweg 20/A	Gorinchem
Lukoil	Zeveerijnstraat 18	Hilversum
BP	Rijksweg A20	Nieuwerkerk a/d IJssel
Esso	Abr. Van Rijckevorselweg 75	Rotterdam
Lukoil	Deltalaan 217	Sliedrecht
Gulf	C. van Abkoudestraat 2	Volendam
TinQ	Hogeweyselaan 151	Weesp
Lukoil	Provincialeweg 47	Zaandam

Premises owned

Helderseweg 52	Alkmaar
Bouwtterrein Nijverheidsweg-Noord 98	Amersfoort
Baionen 6	Amsterdam
Bolstoen 12	Amsterdam
Rumpsterweg 27	Bunnik
Vulcanusweg 281-293	Delft
Rietveldenweg 34-36	Den Bosch
Jadelaan 14-20	Hoofddorp
Jadelaan 46	Hoofddorp
Sydneystraat 5	Lijnden
Warmoezenierstraat 17	Naaldwijk
Turbinestraat 2-4	Veenendaal
C. van Abkoudestraat 2	Volendam
Maaslandseweg 4	Wateringen
Hogeweyselaan 151	Weesp
Hogeweg 8	Wormerveer
Oost-Indische Kade 7-9	Wormerveer
Provincialeweg 43	Zaanstad

Investments

Bovemij	Takenhofplein 2	Nijmegen
---------	-----------------	----------



SternPoint Harderwijk

Dealergroup Stern

Stern 1

Mercedes-Benz/smart

Stern Auto	De Huchtstraat 10	Almere
Stern Auto	Ruimtevaart 30	Amersfoort
Stern Auto	Ouderkerkerlaan 150	Amstelveen
Stern Auto	Donauweg 11	Amsterdam
Stern Auto	Burg. Stramanweg 110	Amsterdam
Stern Auto	Zeverijnstraat 16	Hilversum
Stern Auto	Ringwade 2	Nieuwegein
Stern Auto	Ambachtsstraat 21	Nijkerk
Stern Auto	Galileistraat 15	Veenendaal
Stern Trucks	De Huchtstraat 10	Almere
Stern Trucks	Donauweg 11	Amsterdam
Stern Trucks	Ambachtstraat 21	Nijkerk
Stern Trucks	Eendrachtlaan 300	Utrecht
Stern Trucks	Turbinestraat 2-4	Veenendaal

Stern 2

Renault/Dacia/Nissan

Arend Auto	Nijverheidsweg-Noord 54	Amersfoort
Arend Auto	Donauweg 11	Amsterdam
Arend Auto	Joan Muyskenweg 14	Amsterdam
Arend Auto	Rietveldenweg 36	Den Bosch
Arend Auto	Europalaan 2	Eindhoven
Arend Auto	Nobelstraat 5b	Goirle
Arend Auto	Sprendlingenstraat 12	Oisterwijk
Arend Auto	Griekenweg 29	Oss
Arend Auto	Ampèrestraat 51	Purmerend
Arend Auto	Franciscusdreef 74	Utrecht
Arend Auto	Dragonder 4	Valkenswaard
Arend Auto	Mountbattenweg 6	Veghel
Arend Auto	Pieter Ghijsenlaan 5	Zaandam

Stern 3

Ford

Ardea Auto	Klokkenbergweg 3-5	Amsterdam
Ardea Auto	Binderij 1	Amstelveen
Ardea Auto	Mercuriusweg 9	Den Haag
Ardea Auto	Mijlweg 73	Dordrecht
Ardea Auto	Newtonweg 20	Gorinchem
Ardea Auto	Eysinkweg 71	Haarlem
Ardea Auto	Smaragdlaan 5-15	Hoofddorp
Ardea Auto	Prinses Carolinalaan 2	Leidschendam
Ardea Auto	Sydneystraat 11	Lijnden
Ardea Auto	Meer en Duin 72a	Lisse
Ardea Auto	Warmoezenierstraat 21	Naaldwijk
Ardea Auto	Keyserswey 1	Noordwijk
Ardea Auto	Graafstroomstraat 25	Rotterdam
Ardea Auto	Koperstraat 15	Rotterdam
Ardea Auto	Laagjes 4	Rotterdam
Ardea Auto	Deltalaan 217	Sliedrecht
Ardea Auto	Zwaardslotseweg 3	Zoetermeer

Stern 4

Volvo

Svala Auto	De Strubbenweg 8	Almere
Svala Auto	Leidsevaart 576	Haarlem
Svala Auto	Arnoudstraat 3	Hillegom
Svala Auto	Heerenweg 2	Katwijk
Svala Auto	Rietschans 70	Leiderdorp
Svala Auto	Sydneystraat 9	Lijnden
Svala Auto	Nijverheidslaan 1	Weesp
Svala Auto	Pieter Ghijsenlaan 5	Zaandam

Land Rover/Jaguar

Jager Auto	De Trompet 2999	Heemskerk
Jager Auto	Ampèrestraat 59	Purmerend

Alfa Romeo/Fiat/Abarth/Lancia/Jeep/Subaru/Mitsubishi

Vireo Auto	Koraalstraat 3	Alkmaar
Vireo Auto	Nijverheidsweg-Noord 65	Amersfoort
Vireo Auto	Leidsevaart 592	Haarlem
Vireo Auto	Ringveste 4	Houten
Vireo Auto	Ampèrestraat 57	Purmerend

Stern 5

Volkswagen/Audi/Seat/Škoda

Heron Auto	Aambeeldstraat 7	Amsterdam
Heron Auto	De Dolfijn 1	Enkhuizen
Heron Auto	Kaarsenmakerstraat 1	Koog aan de Zaan
Heron Auto	Binnenzeestraat 5-7	Purmerend
Heron Auto	C. van Abkoudestraat 2	Volendam
Heron Auto	De Marowijne 53	Zwaag

Kia

Durmi Auto	Aambeeldstraat 5	Amsterdam
Durmi Auto	Robbekoog 8	Alkmaar
Durmi Auto	De Dolfijn 1	Enkhuizen
Durmi Auto	Van IJsendijkstraat 411	Purmerend
Durmi Auto	Provinciale weg 43	Zaandam
Durmi Auto	De Factorij 5	Zwaag
Havik Auto	Fazantenstraat 71p	Den Helder
Havik Auto	Balkengracht 2	Assen
Havik Auto	Rostockweg 12	Groningen

Opel/Mitsubishi

Havik Auto	Helderseweg 52	Alkmaar
Havik Auto	Gedempt Hamerkanaal 43	Amsterdam
Havik Auto	Balkengracht 2	Assen
Havik Auto	Fazantenstraat 71p	Den Helder
Havik Auto	Rostockweg 12	Groningen
Havik Auto	Hogeweg 8	Wormerveer

Stern occasion outlets

SternPlaza	De Strubbenweg 8	Almere
SternPlaza	Rietveldenweg 36	Den Bosch
SternPlaza	Europalaan 2	Eindhoven
SternPlaza	Pieter Ghijsenlaan 5	Zaandam

Management Report

Dealergroup Stern

Stern Mobility Solutions

Stern Car Services

Report of the Supervisory Board

CSR report

Financial statements

Stern Mobility Solutions

Autoleasing

SternLease	Helderseweg 52	Alkmaar
SternLease	Klokkenbergweg 3-5	Amsterdam
SternLease	Balkengracht 2	Assen
SternLease	Mercuriusweg 9	Den Haag
SternLease	Europalaan 2	Eindhoven
SternLease	Jadelaan 14-20	Hoofddorp
SternLease	Ampèrestraat 71	Purmerend

Fleet management

SternPartners	Ampèrestraat 73	Purmerend
---------------	-----------------	-----------

Car rental

SternRent	De Huchtstraat 10	Almere
SternRent	Ruimtevaart 30	Amersfoort
SternRent	Klokkenbergweg 3-5	Amsterdam
SternRent	Donauweg 11	Amsterdam
SternRent	Blankenweg 22	Arnhem
SternRent	Balkengracht 2	Assen
SternRent	Belcrumweg 5-7	Breda
SternRent	Rietveldenweg 36	Den Bosch
SternRent	Mercuriusweg 9	Den Haag
SternRent	Fazantenstraat 71p	Den Helder
SternRent	Mijlweg 73	Dordrecht
SternRent	Europalaan 2	Eindhoven
SternRent	Rostockweg 12	Groningen
SternRent	Jadelaan 46	Hoofddorp
SternRent	Ampèrestraat 65	Purmerend
SternRent	Abraham van Stolkweg 130	Rotterdam
SternRent	Laagjes 4	Rotterdam
SternRent	Eendrachtlaan 300	Utrecht
SternRent	Provincialeweg 43	Zaandam
SternRent	Simon Stevinweg 20	Zwolle

E-Mobility

Mango	Einsteinstraat 8A	Almelo
Mango	Goeman Borgesiuslaan 19	Baarn
Mango	Seggelant-Oost 8	Brielle
Mango	Rietveldenweg 36	Den Bosch
Mango	Newtonweg 20	Gorinchem
Mango	it Molelân 8	Grou
Mango	Eysinkweg 71	Haarlem
Mango	Emmalaan 31	Haren
Mango	Laagjes 4	Rotterdam
Mango	Franciscusdreef 74	Utrecht
Mango	De Lierseweg 13	Wateringen
Mango	Hogeweyselaan 151	Weesp

Stern Car Services

Car body repair services

SternPoint	Langs de Werf 1	Amstelveen
SternPoint	Bolstoen 12	Amsterdam
SternPoint	Joan Muyskenweg 14	Amsterdam
SternPoint	Schaafstraat 18a	Amsterdam
SternPoint	Rumpsterweg 27	Bunnik
SternPoint	Moeskampweg 18	Den Bosch
SternPoint	Vlier 16	Geldrop
SternPoint	Wismarweg 34	Groningen
SternPoint	Nobelstraat 4	Harderwijk
SternPoint	Nijverheidsweg 2	Heemstede
SternPoint	Ringveste 2	Houten
SternPoint	Schoepenweg 29	Lelystad
SternPoint	Ambachtsstraat 23	Nijkerk
SternPoint	Netwerk 135	Purmerend
SternPoint	Aristotelesstraat 36	Rotterdam
SternPoint	De Lierseweg 13	Wateringen
SternPoint	Vrijheidsweg 2	Wormerveer
SternPoint	De Corantijn 61	Zwaag

Light commercial vehicle interiors

SternTec	Maaslandseweg 4	Wateringen
----------	-----------------	------------

Car parts

SternLogistiek	Donauweg 11	Amsterdam
----------------	-------------	-----------

Signage

SternSigning	Balkengracht 2	Assen
--------------	----------------	-------

Colophon

This annual report is a publication of:

Stern Groep N.V.

Pieter Braaijweg 6

1114 AJ Amsterdam-Duivendrecht

Postbus 94949

1090 GX Amsterdam

T +31 20 613 60 28

F +31 20 613 57 63

info@stern.nl

www.sterngroep.nl

Translation, concept and realisation

C&F Report

Page 57 has been realised in cooperation
with Vogelbescherming Nederland.

Photography: Marcel de Bruin

www.stern.nl