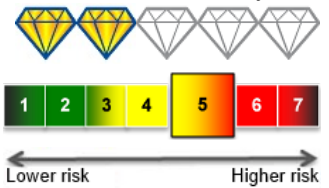


## Franklin Templeton Investment Funds Franklin Global Small-Mid Cap Growth Fund A (acc) USD

This fund is managed by Franklin Templeton International Services S.à r.l.

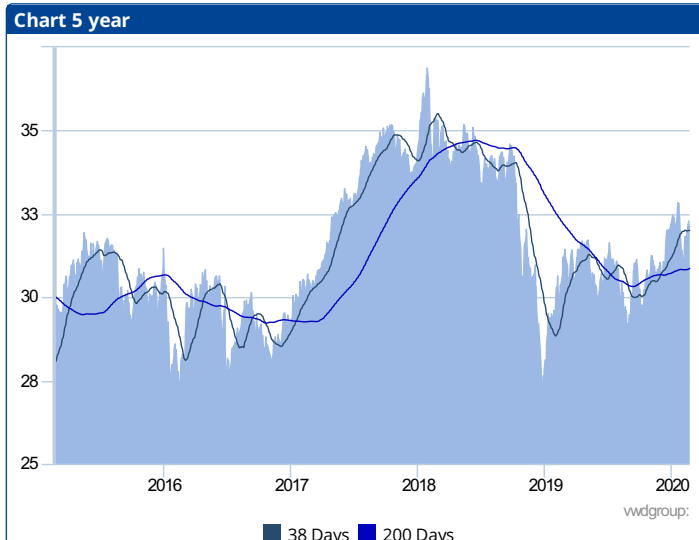
EFC Classification Equity Global SmallCap

24 February, 2020

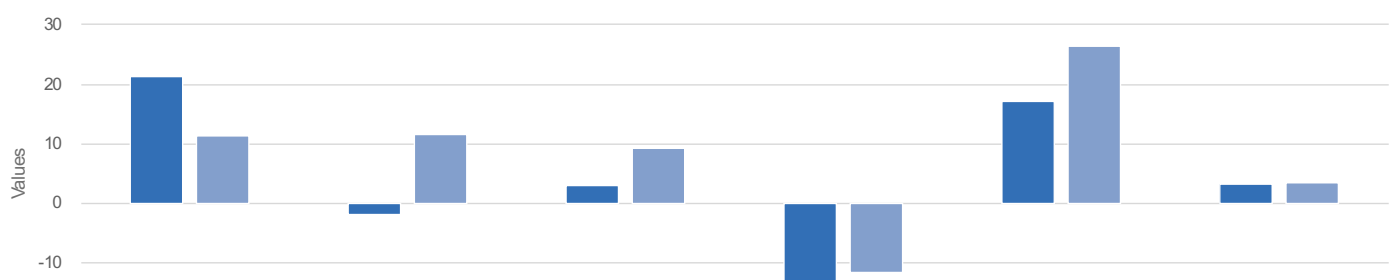


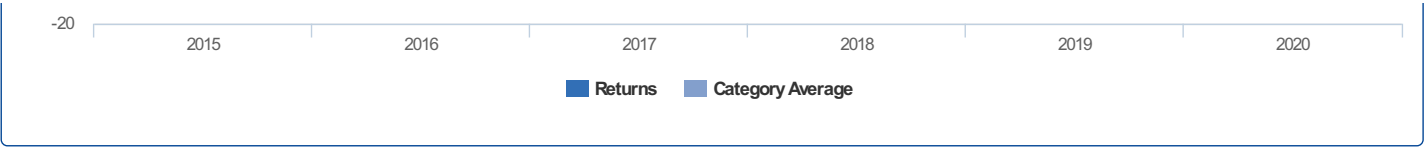
Price	+/-	Date	52wk range
32.09 EUR	-0.04	21/02/2020	29.07 32.84

Issuer		Profile
Administrator	Franklin Templeton International Services S.à r.l.	The Fund seeks to achieve its objective through a policy of investing primarily in equity securities as well as depository receipts of (i) smallcap companies registered in the Emerging Markets, (ii) small-cap companies which perform a substantial part of their business in Emerging Markets, and (iii) small-cap holding companies which hold a substantial part of their participations in companies referred to in (i). For the purpose of the Fund's investment objective, Emerging Market small-cap companies are normally those having a market capitalisation at the time of initial purchase within the range of the market capitalisations of companies included in the MSCI Emerging Markets Small Cap Index (Index). Once a security qualifies for initial purchase, it continues to qualify for additional purchases as long as it is held by the Fund; however, if the maximum market capitalisations of companies allowed by the Index falls below USD 2 billion, the security will only qualify for additional...
Address	8A, rue Albert Borschette 1246	
City	Luxembourg	
Tel/Fax	+352 46 66 67 212	
Website	www.franklintempleton.lu	
General Information		Chart 5 year
ISIN	LU014644332	
Fund Type	Capitalization	
Quote Frequency	daily	
Quote Currency	USD	
Currency	USD	
Foundation Date	15/04/2002	
Fund Manager	Edwin Lugo	
Legal Type	Investment company according to Luxembourg law	
UCITS	Yes	
Financial Year End	30/06/2019	
Fund size	58,130,418.17 USD	
Minimal Order	5,000.00 USD	
Costs		vwdgroup:
Entry fee	5.75 %	
Exit fee	1.00 %	
Operation costs	1.50 %	
Ongoing charges	1.86 %	



Fund Returns	2015	2016	2017	2018	2019	2020
Returns	21.40	-1.77	3.08	-14.40	17.25	3.17
Category Average	11.47	11.69	9.40	-11.68	26.48	3.47
Category Ranking	7 / 112	136 / 140	136 / 151	123 / 166	193 / 203	132 / 213





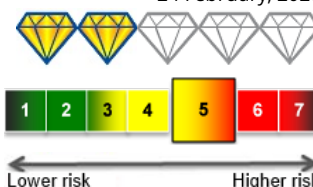
Fund Ratios (end previous month)							
	Timing	YTD	1 month	6 months	1 year	3 year	5 year
Performance Franklin Templeton Investment Funds Franklin Global Small-Mid Cap Growth Fund A (acc) USD		-4.05 %	-4.05 %	1.97 %	3.16 %	0.89 %	2.47 %
Volatility Franklin Templeton Investment Funds Franklin Global Small-Mid Cap Growth Fund A (acc) USD					9.83 %	10.72 %	12.23 %

**Franklin Templeton Investment Funds Franklin Global Small-Mid Cap Growth Fund A (acc) USD**

This fund is managed by Franklin Templeton International Services S.à r.l.

EFC Classification Equity Global SmallCap

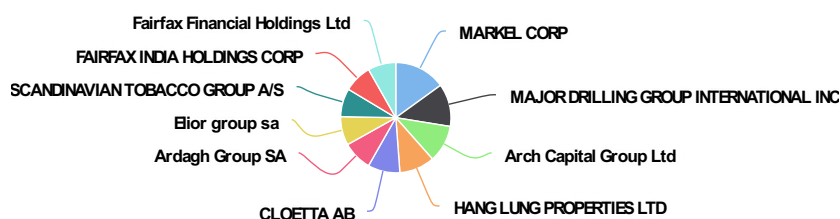
24 February, 2020



Price	+/-	Date	52wk range
32.09 EUR	-0.04	21/02/2020	29.07 32.84

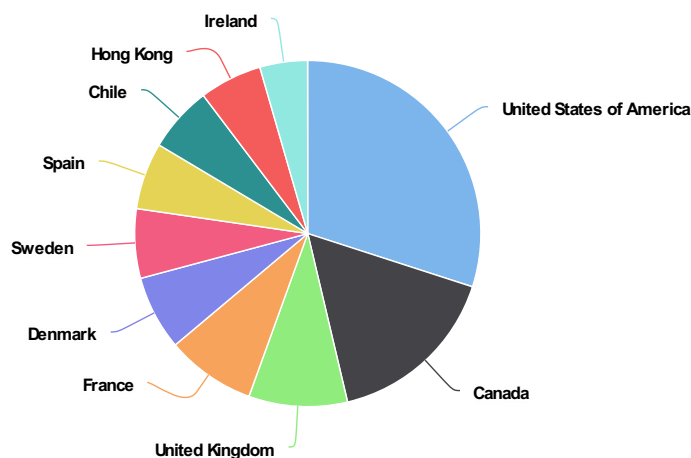
**Participations (30/09/2019)**

Participation	Percentage
MARKEL CORP	7.24 %
MAJOR DRILLING GROUP INTERNATIONAL INC	6.04 %
Arch Capital Group Ltd	5.25 %
HANG LUNG PROPERTIES LTD	4.99 %
CLOETTA AB	4.53 %
Ardagh Group SA	4.18 %
Elior group sa	4.05 %
SCANDINAVIAN TOBACCO GROUP A/S	3.99 %
FAIRFAX INDIA HOLDINGS CORP	3.96 %
Fairfax Financial Holdings Ltd	3.94 %



**Geographical composition (30/09/2019)**

Country	Percentage
United States of America	25.60 %
Canada	13.94 %
United Kingdom	7.87 %
France	7.13 %
Denmark	5.94 %
Sweden	5.53 %
Spain	5.33 %
Chile	5.24 %
Hong Kong	4.99 %
Ireland	3.81 %



**Sector composition (30/09/2019)**

Sector	Percentage
Property & Casualty Insurance	12.49 %
Diversified Metals & Mining	6.04 %
Cable & Satellite	5.24 %
Diversified Support Services	5.03 %
Diversified Real Estate Activities	4.99 %
Packaged Foods & Meats	4.76 %
Metal & Glass Containers	4.18 %
Restaurants	4.05 %
Tobacco	3.99 %
Asset Management & Custody Banks	3.96 %

