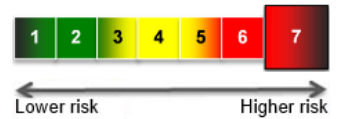


Franklin Templeton Investment Funds Franklin Biotechnology Discovery Fund A (acc) USD

This fund is managed by Franklin Templeton International Services S.à r.l.

EFC Classification Equity United States Health Care

30 November, 2020



Price	+/-	Date	52wk range
43.28 EUR	1.12	27/11/2020	26.23 43.28

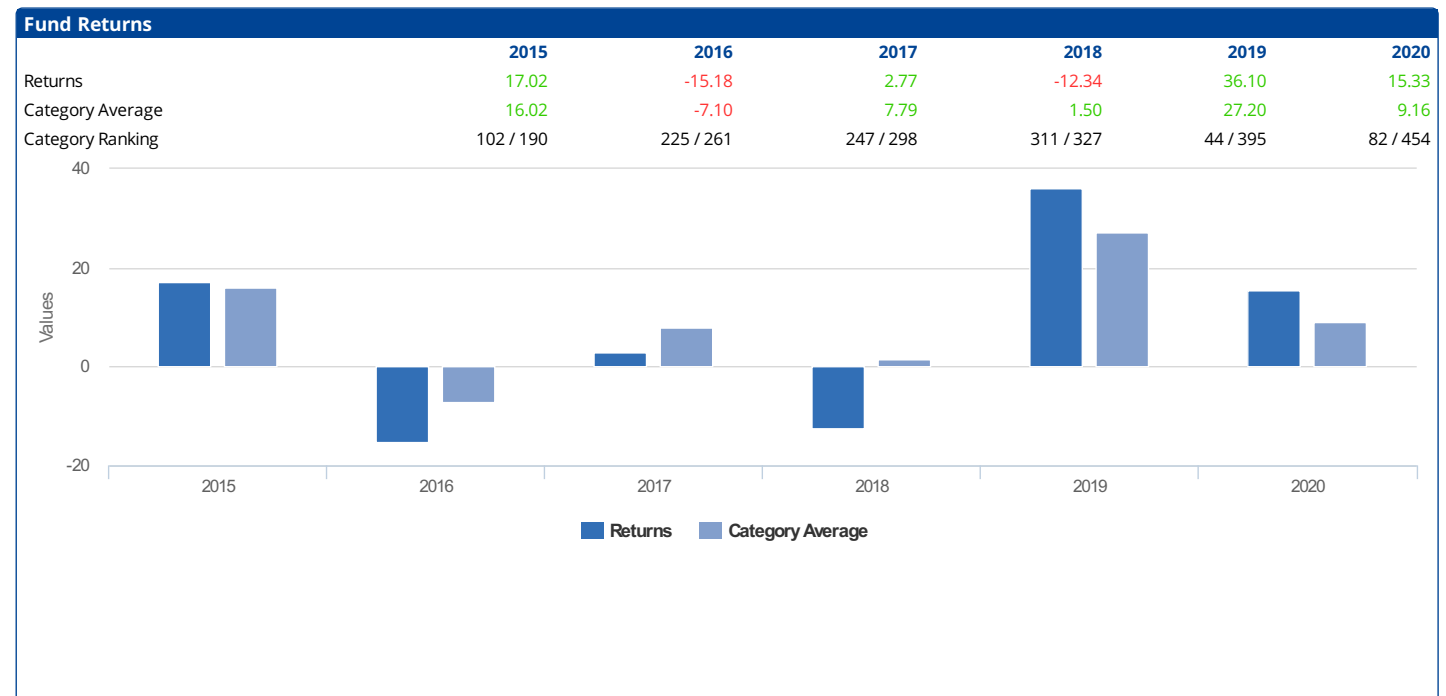
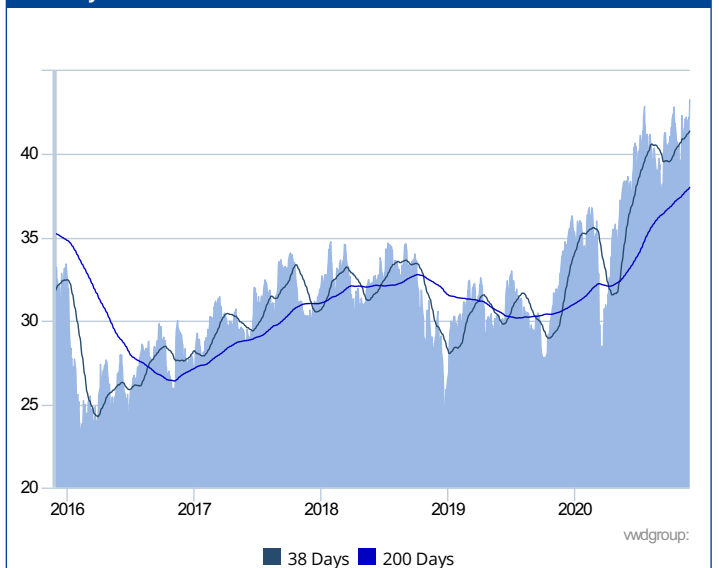
Issuer	
Administrator	Franklin Templeton International Services S.à r.l.
Address	8A, rue Albert Borschette 1246
City	Luxembourg
Tel/Fax	+352 46 66 67 212
Website	www.franklintempleton.lu

General Information	
ISIN	LU0109394709
Fund Type	Capitalization
Quote Frequency	daily
Quote Currency	USD
Currency	USD
Foundation Date	03/04/2000
Fund Manager	Wendy Lam
Legal Type	Investment company according to Luxembourg law
UCITS	Yes
Financial Year End	30/06/2020
Fund size	1,481,215,760.28 USD
Minimal Order	5,000.00 USD

Costs	
Entry fee	5.75 %
Exit fee	0.00 %
Operation costs	1.50 %
Ongoing charges	1.82 %

Profile
The Fund aims to achieve capital appreciation by investing principally in equity securities of biotechnology companies and discovery research firms mainly located in the US.

Chart 5 year



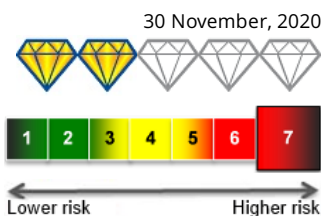
Fund Ratios (end previous month)		Timing	YTD	1 month	6 months	1 year	3 year	5 year
Performance Franklin Templeton Investment Funds Franklin Biotechnology Discovery Fund A (acc) USD			10.46 %	-4.31 %	11.89 %	26.33 %	8.08 %	4.17 %
Volatility Franklin Templeton Investment Funds Franklin Biotechnology Discovery Fund A (acc) USD						24.42 %	22.40 %	24.26 %

Franklin Templeton Investment Funds Franklin Biotechnology Discovery Fund A (acc) USD

This fund is managed by Franklin Templeton International Services S.à r.l.

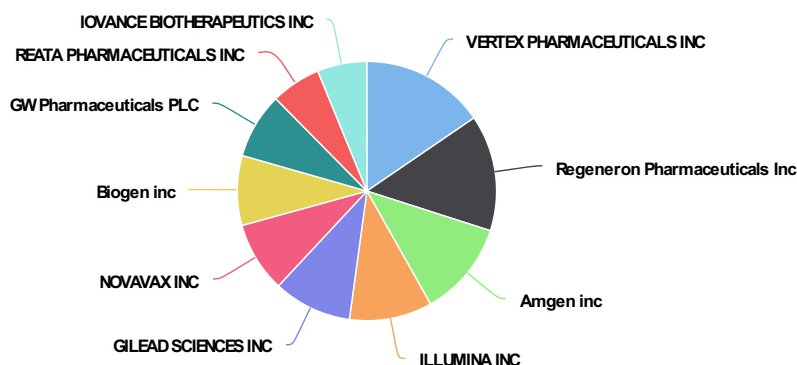
EFC Classification Equity United States Health Care

Price	+/-	Date	52wk range
43.28 EUR	1.12	27/11/2020	26.23 43.28



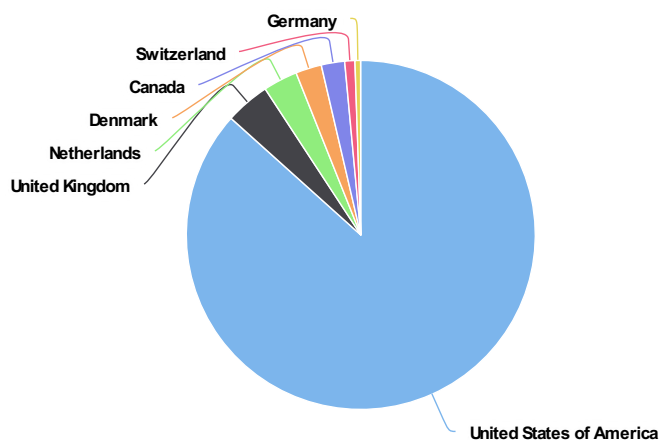
Participations (30/06/2020)

Participation	Percentage
VERTEX PHARMACEUTICALS INC	7.19 %
Regeneron Pharmaceuticals Inc	6.73 %
Amgen inc	5.53 %
ILLUMINA INC	4.80 %
GILEAD SCIENCES INC	4.55 %
NOVAVAX INC	4.07 %
Biogen inc	4.05 %
GW Pharmaceuticals PLC	3.80 %
REATA PHARMACEUTICALS INC	2.89 %
IOVANCE BIOTHERAPEUTICS INC	2.87 %



Geographical composition (30/06/2020)

Country	Percentage
United States of America	85.58 %
United Kingdom	4.08 %
Netherlands	3.14 %
Denmark	2.37 %
Canada	2.14 %
Switzerland	0.92 %
Germany	0.53 %



Sector composition (30/06/2020)

Sector	Percentage
Biotechnology	78.99 %
Pharmaceuticals	13.36 %
Life Sciences Tools & Services	4.80 %
Health Care Equipment	0.22 %

