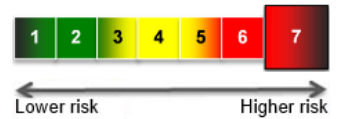


Invesco Funds Energy Fund-A A

This fund is managed by Invesco Management S.A.

EFC Classification Equity Global Energy

04 February, 2019



Price	+/-	Date	52wk range
14.61 EUR	-0.09	01/02/2019	12.85 20.00

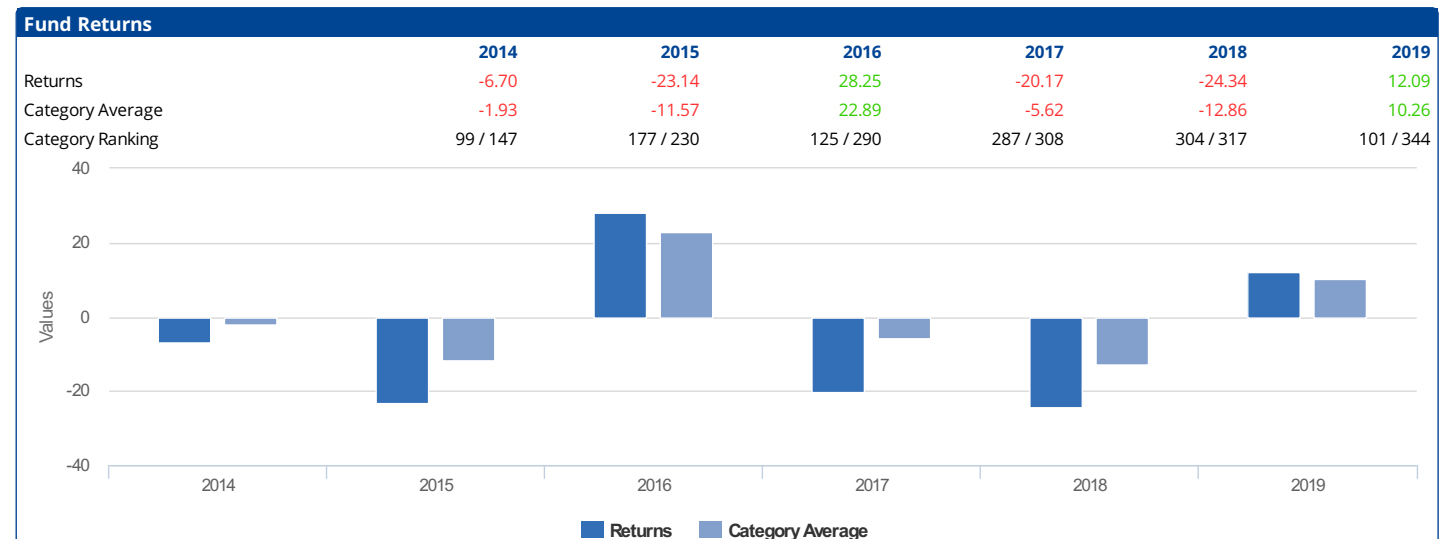
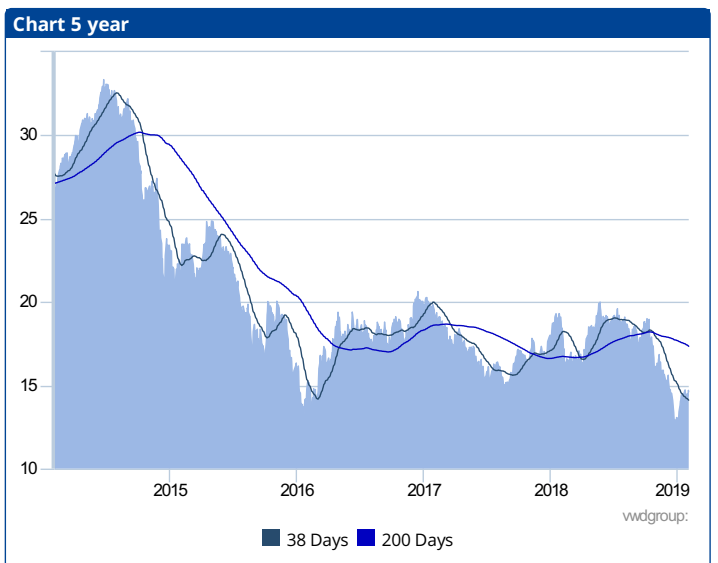
Issuer	
Administrator	Invesco Management S.A.
Address	37A Avenue JF Kennedy 1855
City	Luxembourg
Tel/Fax	+353 1 439 8100
Website	www.invescomanagementcompany.lu

General Information	
ISIN	LU0123357419
Fund Type	Capitalization
Quote Frequency	daily
Quote Currency	USD
Currency	USD
Foundation Date	01/02/2001
Fund Manager	Duy Nguyen
Legal Type	Investment company according to Luxembourg law
UCITS	Yes
Financial Year End	28/02/2018
Fund size	57,390,267.14 USD
Minimal Order	1,500.00 USD

Costs	
Entry fee	5.00 %
Exit fee	0.00 %
Operation costs	1.50 %
Ongoing charges	1.92 %

Profile

The Fund aims to provide long-term capital growth by investing at least 70% of its total assets (without taking into account ancillary liquid assets) in an international portfolio of energy stocks, which include major oil companies, energy services, natural gas infrastructure companies and oil and gas exploration and production companies, as well as companies developing alternative energy sources. The Fund focuses on reasonably priced companies with above-average production volume growth and earnings, cash flow and asset value growth. Up to 30% of the total assets of the Fund may be invested in aggregate in cash and cash equivalents, money market instruments, equity and equity related instruments issued by companies or other entities not meeting the above requirement or debt securities (including convertible debt) of issuers worldwide.



Fund Ratios (end previous month)		Timing	YTD	1 month	6 months	1 year	3 year	5 year
Performance Invesco Funds Energy Fund-A A			12.99 %	12.99 %	-22.75 %	-19.98 %	-0.09 %	-11.47 %
Volatility Invesco Funds Energy Fund-A A						31.30 %	25.42 %	25.10 %

Invesco Funds Energy Fund-A A

This fund is managed by Invesco Management S.A.

EFC Classification Equity Global Energy

04 February, 2019

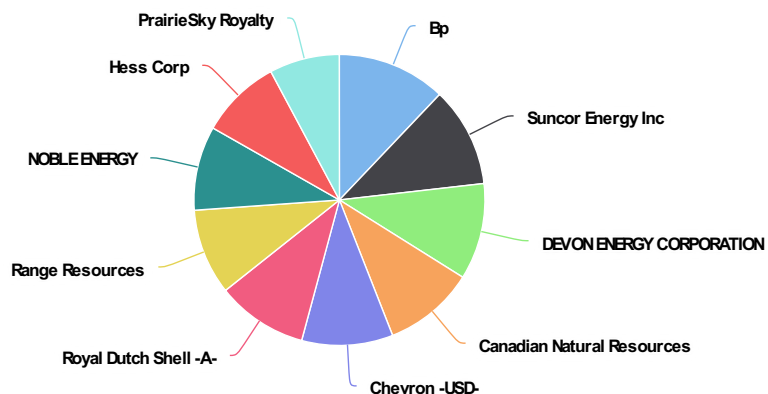


Lower risk Higher risk

Price	+/-	Date	52wk range
14.61 EUR	-0.09	01/02/2019	12.85 20.00

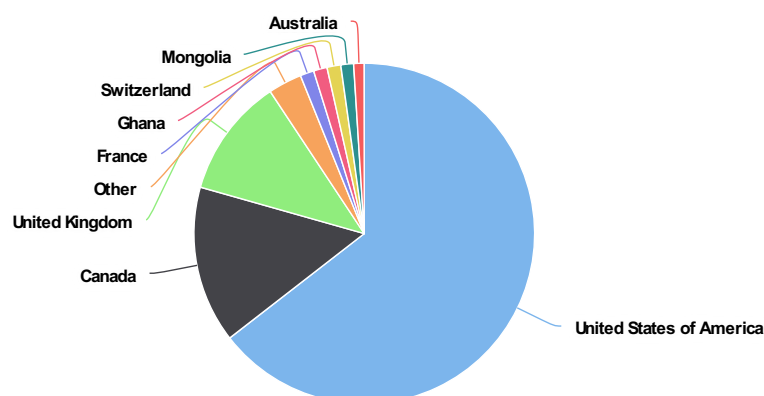
Participations (31/08/2018)

Participation	Percentage
Bp	6.20 %
Suncor Energy Inc	5.70 %
DEVON ENERGY CORPORATION	5.50 %
Canadian Natural Resources	5.20 %
Chevron -USD-	5.20 %
Royal Dutch Shell -A-	5.20 %
Range Resources	4.90 %
NOBLE ENERGY	4.80 %
Hess Corp	4.60 %
PrairieSky Royalty	4.00 %



Geographical composition (31/08/2018)

Country	Percentage
United States of America	64.50 %
Canada	14.90 %
United Kingdom	11.30 %
Other	3.20 %
France	1.30 %
Ghana	1.30 %
Switzerland	1.30 %
Mongolia	1.20 %
Australia	1.00 %



Sector composition (31/08/2018)

Sector	Percentage
Oil & Gas Exploration & Production	41.90 %
Integrated oil & gas	30.50 %
Oil & gas services	13.70 %
Oil & Gas Refining & Marketing	4.40 %
Oil & gas drilling	3.80 %
Other	3.20 %
Diversified Metals & Mining	2.50 %

