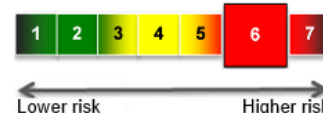


Franklin Templeton Investment Funds Franklin Natural Resources Fund A

This fund is managed by Franklin Templeton International Services S.à r.l.

EFC Classification Equity Global Materials

04 February, 2019



Price	+/-	Date	52wk range
6.17 EUR	0.05	01/02/2019	5.11 7.90

Issuer

Administrator	Franklin Templeton International Services S.à r.l.
Address	8A, rue Albert Borschette 1246
City	Luxembourg
Tel/Fax	+352 46 66 67 212
Website	www.franklintempleton.lu

General Information

ISIN	LU0300736062
Fund Type	Capitalization
Quote Frequency	daily
Quote Currency	USD
Currency	USD
Foundation Date	12/07/2007
Fund Manager	Matt Adams
Legal Type	Investment company according to Luxembourg law
UCITS	Yes
Financial Year End	30/06/2018
Fund size	USD
Minimal Order	5,000.00 USD

Costs

Entry fee	5.75 %
Exit fee	0.00 %
Operation costs	1.00 %
Ongoing charges	1.83 %

Profile

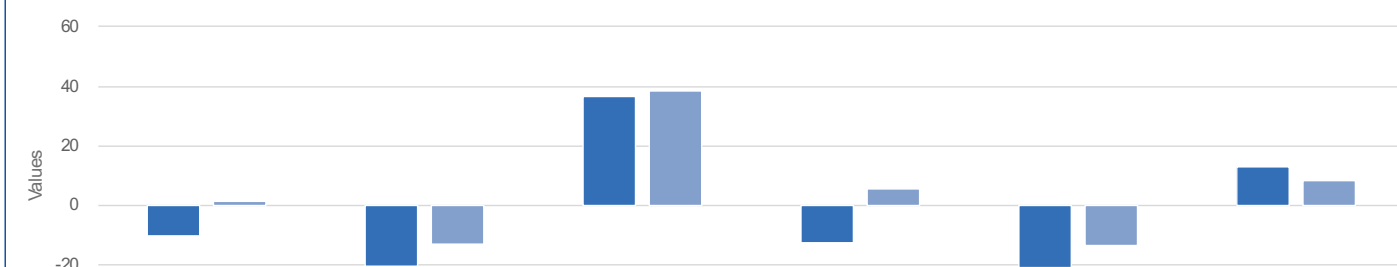
The Fund invests primarily in equity securities as well as depositary receipts of companies which perform a substantial part of their business in the natural resources sector, and (ii) companies which hold a substantial part of their participations in companies referred to in including small and mid-sized companies. For the Fund's investment purpose, the natural resources sector includes companies that own, produce, refine, process, transport and market natural resources and companies that provide related services. This sector may include, for example, the following industries: integrated oil, oil and gas exploration and production, energy services and technology, alternative energy sources and environmental services, forest products, farming products, paper products and chemicals. On an ancillary basis, the Fund may also invest in equity or debt securities of any type of US or non-US issuer. The Fund expects to invest its net assets more in US securities than in securities of any...

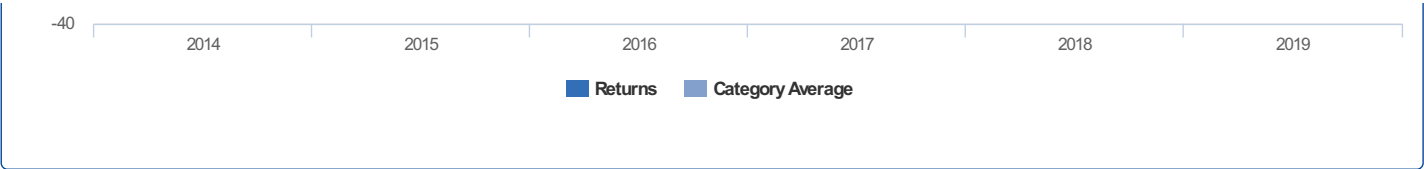
Chart 5 year



Fund Returns

	2014	2015	2016	2017	2018	2019
Returns	-10.42	-20.28	36.89	-12.72	-21.00	12.96
Category Average	1.23	-13.19	38.55	5.60	-13.60	8.58
Category Ranking	190 / 208	255 / 342	201 / 393	396 / 412	392 / 433	40 / 461





Fund Ratios (end previous month)							
	Timing	YTD	1 month	6 months	1 year	3 year	5 year
Performance Franklin Templeton Investment Funds Franklin Natural Resources Fund A		13.33 %	13.33 %	-18.07 %	-17.30 %	5.85 %	-7.93 %
Volatility Franklin Templeton Investment Funds Franklin Natural Resources Fund A					26.64 %	21.66 %	22.48 %

Franklin Templeton Investment Funds Franklin Natural Resources Fund A

This fund is managed by Franklin Templeton International Services S.à r.l.

EFC Classification Equity Global Materials

04 February, 2019



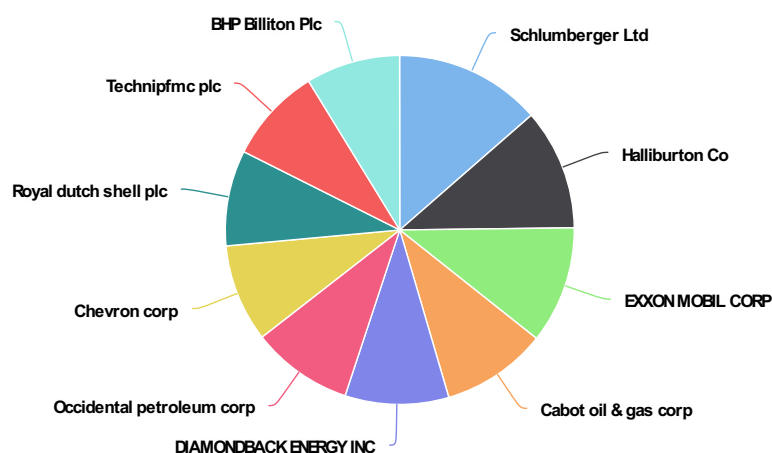
Lower risk Higher risk

Price	+/-	Date	52wk range
6.17 EUR	0.05	01/02/2019	5.11 7.90

Participations (30/09/2018)

Participation

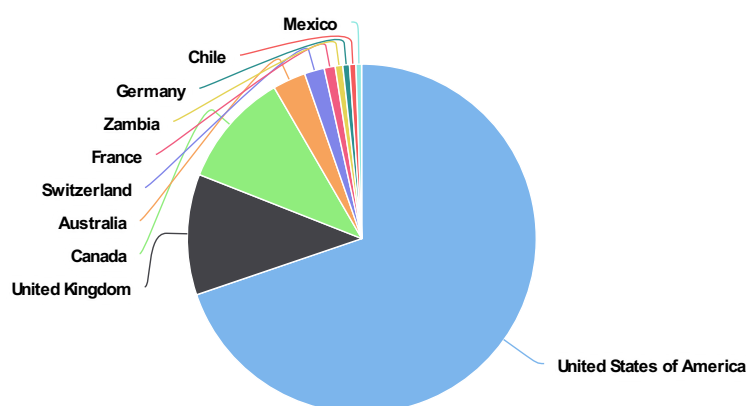
Participation	Percentage
Schlumberger Ltd	4.04 %
Halliburton Co	3.34 %
EXXON MOBIL CORP	3.23 %
Cabot oil & gas corp	2.91 %
DIAMONDBACK ENERGY INC	2.86 %
Occidental petroleum corp	2.80 %
Chevron corp	2.69 %
Royal dutch shell plc	2.64 %
Technipfmc plc	2.63 %
BHP Billiton Plc	2.60 %



Geographical composition (30/09/2018)

Country

Country	Percentage
United States of America	68.82 %
United Kingdom	11.03 %
Canada	10.52 %
Australia	3.01 %
Switzerland	1.83 %
France	1.01 %
Zambia	0.68 %
Germany	0.62 %
Chile	0.58 %
Mexico	0.52 %



Sector composition (30/09/2018)

Sector

Sector	Percentage
Oil & Gas Exploration & Production	28.38 %
Oil & Gas Equipment & Services	19.54 %
Integrated oil & gas	14.05 %
Diversified Metals & Mining	8.60 %
Oil & Gas Storage & Transportation	7.37 %
Gold	4.83 %
Copper	4.51 %
Oil & gas drilling	3.34 %
Oil & Gas Refining & Marketing	3.12 %
Specialty Chemicals	1.22 %

