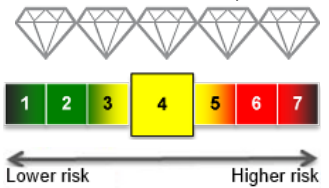


## Invesco Funds Invesco Pan European High Income A

This fund is managed by Invesco Management S.A.

EFC Classification Mixed Advanced Europe Dominant Currency EUR Defensive

27 April, 2020



Price	+/-	Date	52wk range
20.77 EUR	0.06	24/04/2020	18.75 - 23.38

Issuer	
Administrator	Invesco Management S.A.
Address	37A Avenue JF Kennedy 1855
City	Luxembourg
Tel/Fax	+353 1 439 8100
Website	www.invescomanagementcompany.lu

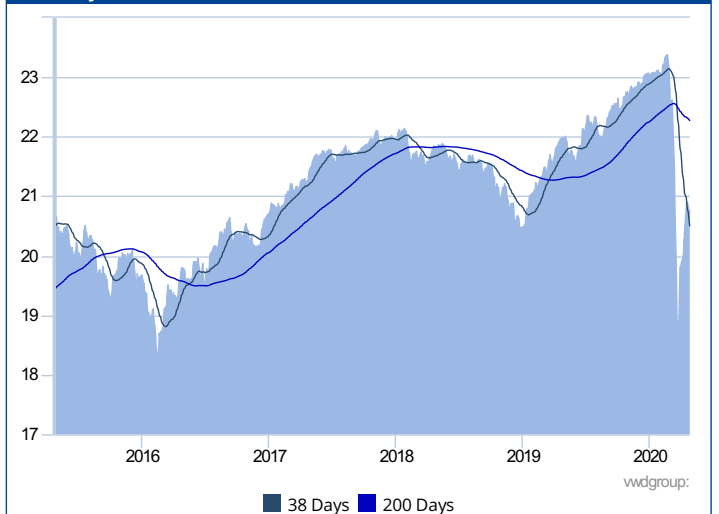
General Information	
ISIN	LU0243957239
Fund Type	Capitalization
Quote Frequency	daily
Quote Currency	EUR
Currency	EUR
Foundation Date	31/03/2006
Fund Manager	Paul Causer
Legal Type	Investment company according to Luxembourg law
UCITS	Yes
Financial Year End	28/02/2020
Fund size	2,438,529,525.38 EUR
Minimal Order	1,000.00 EUR

Costs	
Entry fee	5.00 %
Exit fee	0.00 %
Operation costs	1.25 %
Ongoing charges	1.62 %

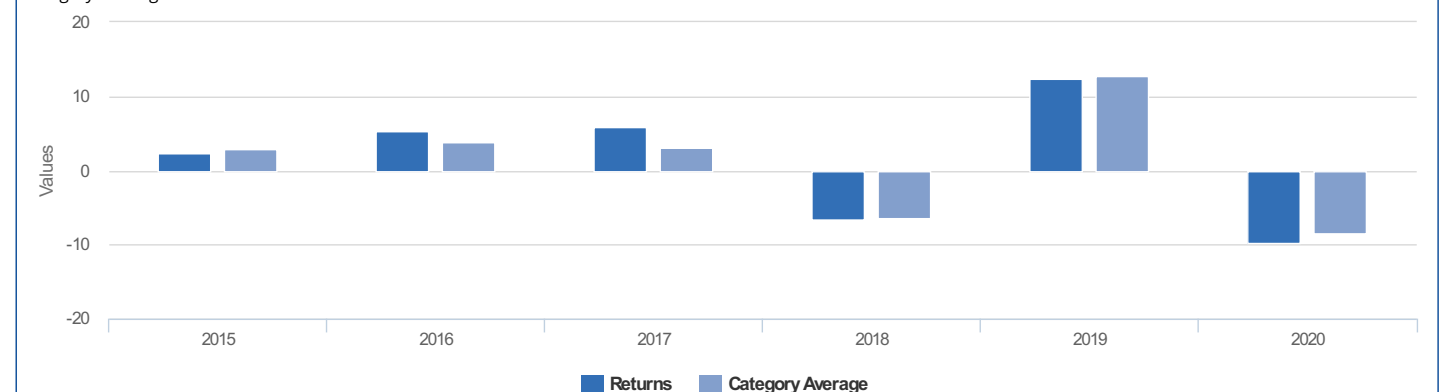
**Profile**

- The objective of the Fund is to achieve income and long-term capital growth. - The Fund intends to invest primarily in debt instruments and shares of companies. - The Fund invests primarily in Europe. - The Fund is actively managed within its objectives and is not constrained by a benchmark. - You can buy and sell shares in the Fund on any Business Day in Luxembourg (as defined in the Prospectus). - Any income from your investment will be reinvested. - Recommendation: The Fund may not be appropriate if you plan to withdraw your money within 5 years.

### Chart 5 year



Fund Returns	2015	2016	2017	2018	2019	2020
Returns	2.40	5.34	5.89	-6.52	12.30	-9.73
Category Average	2.86	3.90	3.12	-6.39	12.79	-8.50
Category Ranking	294 / 569	318 / 809	315 / 975	555 / 1127	717 / 1343	791 / 1408



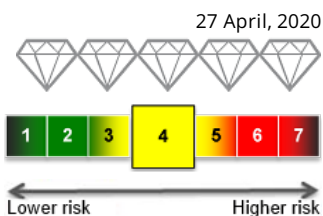
Fund Ratios (end previous month)	Timing	YTD	1 month	6 months	1 year	3 year	5 year
Performance Invesco Funds Invesco Pan European High Income A		-13.56 %	-11.52 %	-11.87 %	-8.04 %	-2.18 %	-0.59 %
Volatility Invesco Funds Invesco Pan European High Income A					12.73 %	7.93 %	7.47 %

## Invesco Funds Invesco Pan European High Income A

This fund is managed by Invesco Management S.A.

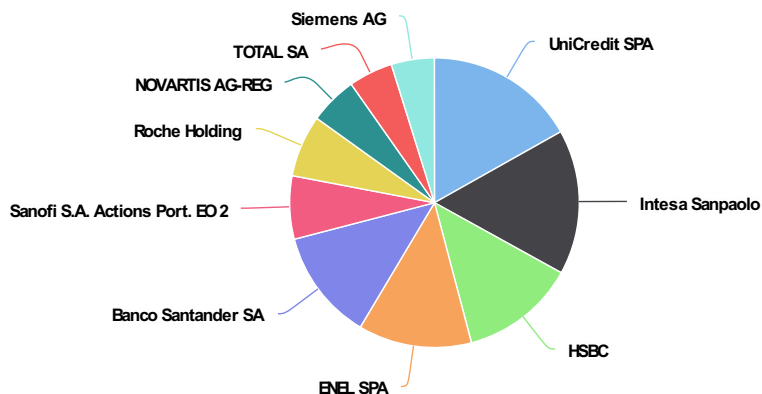
EFC Classification Mixed Advanced Europe Dominant Currency EUR Defensive

Price	+/-	Date	52wk range
20.77 EUR	0.06	24/04/2020	18.75 23.38



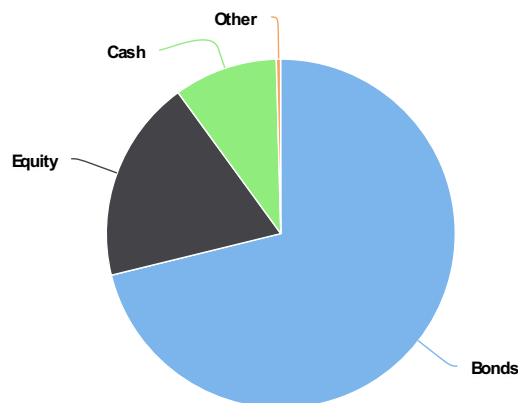
### Participations (29/02/2020)

Participation	Percentage
UniCredit SPA	2.49 %
Intesa Sanpaolo	2.39 %
HSBC	1.90 %
ENEL SPA	1.87 %
Banco Santander SA	1.83 %
Sanofi S.A. Actions Port. EO 2	1.04 %
Roche Holding	1.02 %
NOVARTIS AG-REG	0.79 %
TOTAL SA	0.73 %
Siemens AG	0.71 %



### Type composition (29/02/2020)

EN: Belegingssoort	Percentage
Bonds	71.10 %
Equity	18.80 %
Cash	9.60 %
Other	0.40 %



### Sector composition (29/02/2020)

Sector	Percentage
zyFunds	0.10 %

