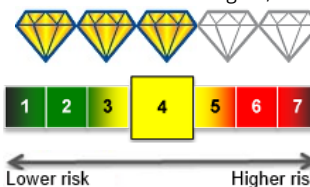


Carmignac Patrimoine A EUR Acc

This fund is managed by Carmignac Gestion S.A.

EFC Classification Mixed Global Balanced

31 August, 2020

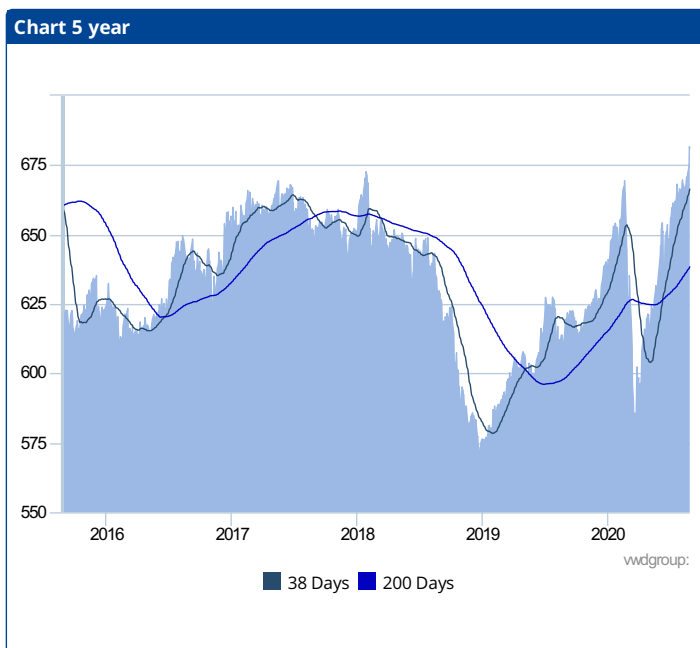


Price	+/-	Date	52wk range
680.78 EUR	-0.86	27/08/2020	575.46 - 681.64

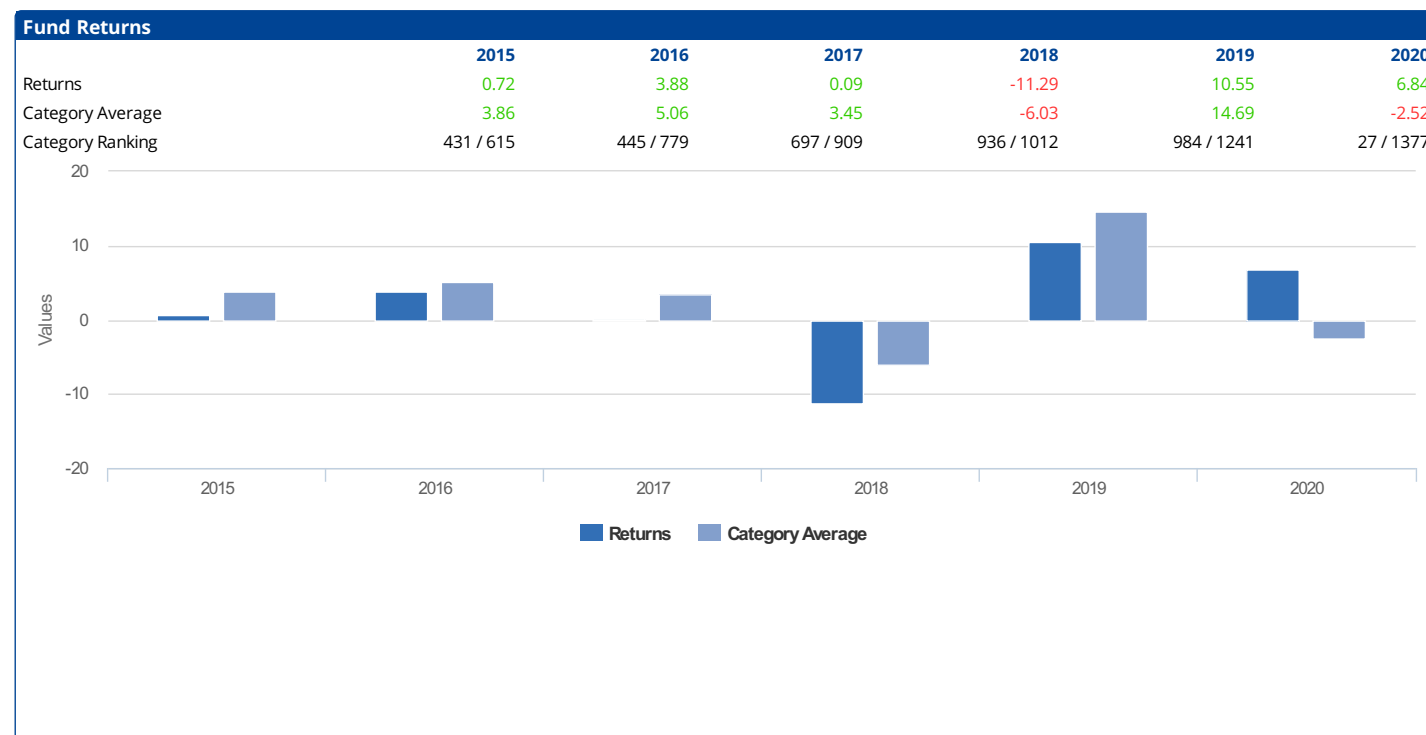
Issuer	
Administrator	Carmignac Gestion S.A.
Address	Place Vendôme 24 75001
City	Parijs
Tel/Fax	+33 01 42 86 53 35
Website	www.carmignac.fr

Profile
 The Fund aims to outperform its reference indicator over a period exceeding three years. The reference indicator is the following composite index: 50% MSCI AC WORLD NR (USD) index calculated with net dividends reinvested, and 50% Citigroup WGBI All Maturi

General Information	
ISIN	FR0010135103
Fund Type	Capitalization
Quote Frequency	daily
Quote Currency	EUR
Currency	EUR
Foundation Date	07/11/1989
Fund Manager	Rose Ouahba
Legal Type	Unit trust according to French law
UCITS	Yes
Financial Year End	31/12/2019
Fund size	9,596,068,180.00 EUR
Minimal Order	1.00 share



Costs	
Entry fee	4.00 %
Exit fee	0.00 %
Operation costs	1.50 %
Ongoing charges	1.85 %



Fund Ratios (end previous month)		Timing	YTD	1 month	6 months	1 year	3 year	5 year
Performance Carmignac Patrimoine A EUR Acc			4.08 %	2.06 %	2.72 %	6.61 %	0.16 %	-0.14 %
Volatility Carmignac Patrimoine A EUR Acc						7.98 %	6.81 %	5.72 %

Carmignac Patrimoine A EUR Acc

This fund is managed by Carmignac Gestion S.A.

EFC Classification Mixed Global Balanced

31 August, 2020

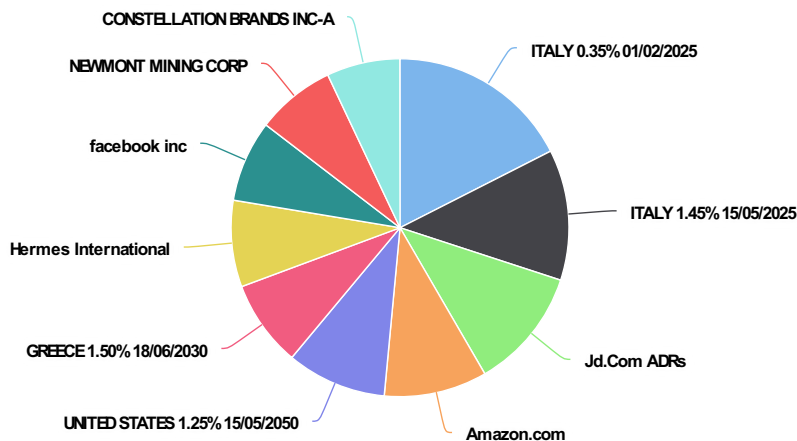


Lower risk ← Higher risk

Price	+/-	Date	52wk range
680.78 EUR	-0.86	27/08/2020	575.46 - 681.64

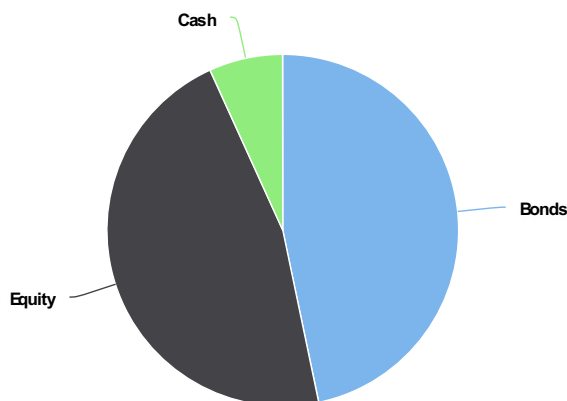
Participations (31/07/2020)

Participation	Percentage
ITALY 0.35% 01/02/2025	3.64 %
ITALY 1.45% 15/05/2025	2.60 %
Jd.Com ADRs	2.41 %
Amazon.com	2.05 %
UNITED STATES 1.25% 15/05/2050	1.99 %
GREECE 1.50% 18/06/2030	1.72 %
Hermes International	1.72 %
facebook inc	1.62 %
NEWMONT MINING CORP	1.57 %
CONSTELLATION BRANDS INC-A	1.46 %



Type composition (31/07/2020)

EN: Belegingssoort	Percentage
Bonds	46.72 %
Equity	46.48 %
Cash	6.79 %



Geographical composition (31/07/2020)

Country	Percentage
North America	57.58 %
Europe	20.49 %
Asia	18.85 %
Asia-Pacific	2.35 %
Latin America	0.73 %

