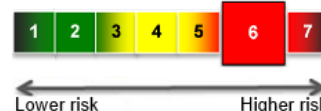


Pictet Emerging Europe P EUR

This fund is managed by Pictet Asset Management (Europe) S.A.

EFC Classification Equity Central And Eastern Europe

04 February, 2019



Price	+/-	Date	52wk range
339.04 EUR	-0.70	01/02/2019	295.11 386.97

Issuer

Administrator	Pictet Asset Management (Europe) S.A.
Address	15, avenue J.F. Kennedy 1855
City	Luxemburg
Tel/Fax	+352 467 171-1
Website	www.assetmanagement.pictet

General Information

ISIN	LU0130728842
Fund Type	Capitalization
Quote Frequency	daily
Quote Currency	EUR
Currency	EUR
Foundation Date	29/06/1995
Fund Manager	Hugo Bain
Legal Type	Investment company according to Luxembourg law
UCITS	Yes
Financial Year End	30/09/2018
Fund size	44,726,566.61 EUR
Minimal Order	EUR

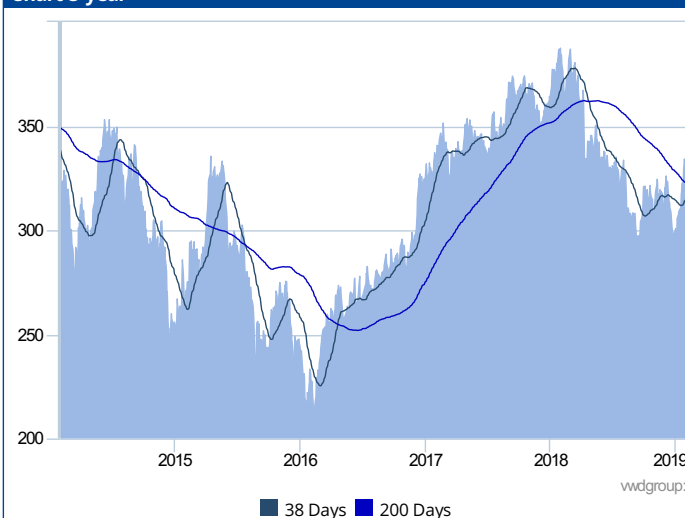
Costs

Entry fee	5.00 %
Exit fee	3.00 %
Operation costs	1.40 %
Ongoing charges	1.86 %

Profile

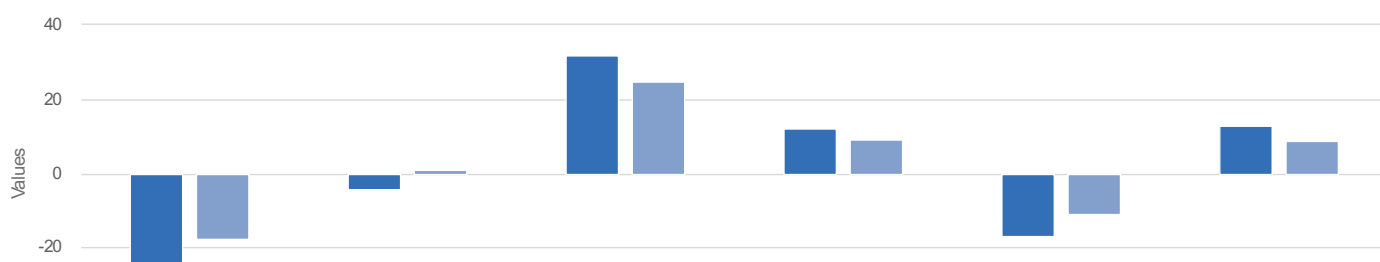
This compartment invests at least two-thirds of its total assets or wealth in transferable securities issued by companies with headquarters in and/or whose main activity is conducted in Eastern European countries. This compartment will also invest in securities traded on the Russian "RTS Stock Exchange". This compartment will hold a diversified portfolio, generally composed of securities issued by listed companies. These securities may be ordinary or preference shares, convertible bonds and to a lesser extent warrants on transferable securities and options. In addition, the compartment may also invest up to 10% of its net assets in UCIs. The compartment will not invest more than 10% of its assets in bonds or any other debt security (including convertible bonds and preference shares), money market instruments, derivatives and/or structured products whose underliers are, or offer exposure to, bonds or similar debt and interest-rate securities. By analogy, investments in undertakings...

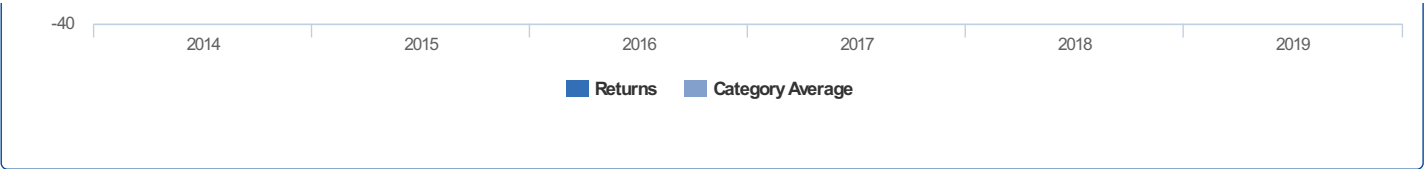
Chart 5 year



Fund Returns

	2014	2015	2016	2017	2018	2019
Returns	-25.86	-4.26	31.99	12.16	-17.05	12.68
Category Average	-17.68	0.86	24.59	9.13	-10.85	8.75
Category Ranking	80 / 97	112 / 143	54 / 167	52 / 178	136 / 169	9 / 184





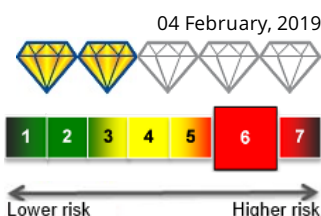
Fund Ratios (end previous month)							
	Timing	YTD	1 month	6 months	1 year	3 year	5 year
Performance Pictet Emerging Europe P EUR		12.91 %	12.91 %	2.18 %	-11.58 %	13.34 %	1.56 %
Volatility Pictet Emerging Europe P EUR					19.34 %	15.51 %	18.40 %

Pictet Emerging Europe P EUR

This fund is managed by Pictet Asset Management (Europe) S.A.

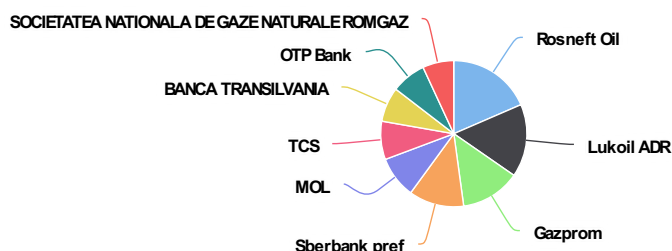
EFC Classification Equity Central And Eastern Europe

Price	+/-	Date	52wk range
339.04 EUR	-0.70	01/02/2019	295.11 386.97



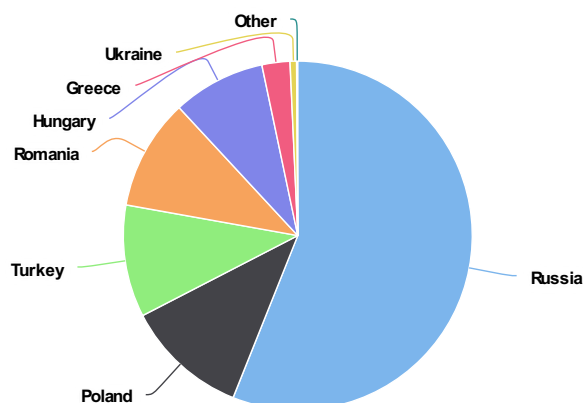
Participations (30/09/2018)

Participation	Percentage
Rosneft Oil	9.40 %
Lukoil ADR	8.20 %
Gazprom	6.70 %
Sberbank pref	6.20 %
MOL	4.70 %
TCS	4.30 %
BANCA TRANSILVANIA	3.90 %
OTP Bank	3.90 %
SOCIETATEA NATIONALA DE GAZE NATURALE ROMGAZ	3.50 %



Geographical composition (30/09/2018)

Country	Percentage
Russia	56.10 %
Poland	11.40 %
Turkey	10.40 %
Romania	10.30 %
Hungary	8.60 %
Greece	2.60 %
Ukraine	0.60 %
Other	0.10 %



Sector composition (30/09/2018)

Sector	Percentage
Energy	39.80 %
Financials	37.00 %
Materials	5.50 %
Consumer Discretionary	4.00 %
Consumer Staples	3.80 %
Industrials	3.30 %
Real Estate	3.10 %
Information technology	2.50 %
Utilities	0.90 %
Other	0.10 %

