

Performance of Moventum Plus Active Fund of funds in EUR*

Marketing Communication

Figures in percent as per 31/12/2025

Moventum Plus Active Fund of funds		1 month	3 months	6 months	YTD	1 year	2 years	3 years	5 years	10 years
Portfolio Defensive ISIN LU036463287		0,08	0,85	2,33	2,60	2,60	5,80	12,31	-1,82	5,70
Portfolio Balanced ISIN LU0326451860		0,23	1,45	3,66	3,10	3,10	9,10	17,37	5,22	21,22
Portfolio Dynamic ISIN LU0326465068		0,34	1,68	4,72	2,82	2,82	13,17	23,62	15,79	43,45
Portfolio Growth ISIN LU0326465225		0,50	2,26	6,40	2,41	2,41	17,99	31,53	27,33	66,58
Portfolio Balanced Europe ISIN LU0326454708		0,92	2,59	3,56	7,95	7,95	11,93	19,53	11,67	17,85

■ Equity funds ■ Bond funds

* Performance according to BVI method






Past performance is no guarantee of future results. The value of investments is subject to price fluctuations. / Source: Moventum S.C.A, own illustration

Performance of Moventum Plus Active Fund of funds in EUR*

Marketing Communication

Figures in percent as per 31/12/2025

Moventum Plus Active Fund of funds 2025 2024 2023 2022 2021 2020 2019 2018 2017 2016 2015 2014 2013 2012 2011 2010 2009 2008

Portfolio Defensive ISIN LU036463287		2,60	3,12	6,16	-15,38	3,31	6,53	9,57	-8,24	1,71	-1,07	2,09	3,39	6,41	8,24	-5,24	5,99	8,25	-14,77
Portfolio Balanced ISIN LU0326451860		3,10	5,82	7,58	-16,62	7,51	7,29	14,36	-10,19	3,89	0,82	4,38	6,17	10,26	10,06	-9,94	11,45	14,53	-28,74
Portfolio Dynamic ISIN LU0326465068		2,82	10,07	9,24	-16,83	12,62	8,22	19,37	-11,14	5,52	2,54	7,31	9,34	15,96	12,70	-12,54	15,50	20,52	-34,50
Portfolio Growth ISIN LU0326465225		2,41	15,21	11,48	-19,15	19,73	8,75	25,65	-12,52	5,82	3,77	10,67	13,71	22,01	12,28	-14,99	19,35	26,30	-45,84
Portfolio Balanced Europe ISIN LU0326454708		7,95	3,69	6,79	-14,42	9,16	2,65	14,02	-13,00	5,29	-1,41	6,53	3,18	12,83	14,32	-10,32	9,32	16,02	-24,50

■ Equity funds ■ Bond funds

* Performance according to BVI method

Past performance is no guarantee of future results. The value of investments is subject to price fluctuations. / Source: Moventum S.C.A, own illustration

This publication is for information purposes only. It does not constitute an offer, invitation or recommendation to invest in this portfolio or certain fund units. This publication does not constitute a sales prospectus. Subscriptions to fund units can only ever be made on the basis of the official sales documents. This publication does not constitute individual advice with regard to investment in fund units or this portfolio or any financial, strategic, legal, tax or other advice. It does not take into account specific investment objectives, financial situation or needs of individual investors. Interested investors should therefore carefully examine whether the product described here meets their specific needs and circumstances. Investments in this portfolio should only be made on the basis of appropriate client advisory under reference to the Sales Prospectus und the Key Investor Information. By investing in fund shares, direct ownership only arises in the respective fund, not in the target values held by it (bonds, shares, etc.). While Moventum does within reason and with due regard for the industry's usual diligence all efforts to ensure reliability of the information contained in this document, though no responsibility is taken by Moventum for the correctness, completeness or up-to-dateness of the information contained in this publication. Past performance does not predict future returns. The value of the investment is subject to fluctuations in value and is not guaranteed. Therefore, you may not get back the full invested amount. When calculating the performance, neither agent commissions nor the costs incurred in connection with the issue and redemption of fund units are taken into account. Detailed information on respective risks can be found in the Key Investor Information and the Sales Prospectus, freely available on our website www.moventum.lu and for download at www.moventum.lu/downloads.

Due to subsequent adjustments at individual target fund level, the annual figures reported to date from the previous years 2003-2023 differ from the data reported here. In this context, we would like to point out that after the end of a performance period and after the performance determination for the overall portfolio, there are sometimes retroactive corrections by the fund companies of funds allocated in the portfolio. These corrections are usually in the "immaterial range", as they are only a few tenths or even hundredths per fund and year. Up to now, we have always shown the performance calculated immediately after the end of the performance period. Due to technical reasons, we are forced to change this and to show the performance of the portfolios including the retroactive adjustments in the future. We kindly ask you to note this!