

**UNITED STATES
SECURITIES AND EXCHANGE COMMISSION
WASHINGTON, D.C. 20549**

FORM 10-K

(Mark One)

ANNUAL REPORT PURSUANT TO SECTION 13 OR 15(d) OF THE SECURITIES EXCHANGE ACT OF 1934

For the fiscal year ended June 30, 2018

OR

TRANSITION REPORT PURSUANT TO SECTION 13 OR 15(d) OF THE SECURITIES EXCHANGE ACT OF 1934

For the transition period from to

Commission File No. 001-35300

UBIQUITI NETWORKS, INC.

(Exact name of registrant as specified in its charter)

Delaware

(State or other jurisdiction of
incorporation or organization)

32-0097377

(I.R.S. Employer
Identification No.)

685 Third Avenue, 27th Floor, New York, NY 10017

(Address of principal executive offices, Zip Code)

(646) 780-7958

(Registrant's telephone number, including area code)

Securities registered pursuant to Section 12(b) of the Act:

Title of each class

Common stock, \$0.001 par value per share

Name of each exchange on which registered

NASDAQ Global Select Market

Securities registered pursuant to Section 12(g) of the Act:

None

Indicate by check mark if the registrant is a well-known seasoned issuer, as defined in Rule 405 of the Securities Act. Yes No

Indicate by check mark if the registrant is not required to file reports pursuant to Section 13 or Section 15(d) of the Act. Yes No

[Table of Contents](#)

Indicate by check mark whether the registrant (1) has filed all reports required to be filed by Section 13 or 15(d) of the Securities Exchange Act of 1934 during the preceding 12 months (or for such shorter period that the registrant was required to file such reports), and (2) has been subject to such filing requirements for the past 90 days. Yes No

Indicate by check mark whether the registrant has submitted electronically and posted on its corporate Web site, if any, every Interactive Data File required to be submitted and posted pursuant to Rule 405 of Regulation S-T (§ 232.405 of this chapter) during the preceding 12 months (or for such shorter period that the registrant was required to submit and post such files). Yes No

Indicate by check mark if disclosure of delinquent filers pursuant to Item 405 of Regulation S-K is not contained herein, and will not be contained, to the best of registrant's knowledge, in definitive proxy or information statements incorporated by reference in Part III of this Form 10-K or any amendment to Form 10-K.

Indicate by check mark whether the registrant is a large accelerated filer, an accelerated filer, a non-accelerated filer, smaller reporting company, or an emerging growth company. See the definitions of "large accelerated filer," "accelerated filer," "smaller reporting company" and "emerging growth company" in Rule 12b-2 of the Exchange Act. (Check one):

Large accelerated filer	<input checked="" type="checkbox"/>	Accelerated filer	<input type="checkbox"/>
Non-accelerated filer	<input type="checkbox"/> (Do not check if a smaller reporting company)	Smaller reporting company	<input type="checkbox"/>
		Emerging growth company	<input type="checkbox"/>

If an emerging growth company, indicate by check mark if the registrant has elected not to use the extended transition period for complying with any new or revised financial accounting standards provided pursuant to Section 13(a) of the Exchange Act.

Indicate by check mark whether the registrant is a shell company (as defined in Rule 12b-2 of the Act). Yes

No

The aggregate market value of the registrant's common stock held by non-affiliates of the registrant was approximately \$1,093,212,778 based upon the closing price of \$71.02 of such common stock on the NASDAQ Global Select Market on December 31, 2017 (the last business day of the registrant's most recently completed second quarter). Shares of common stock held as of December 31, 2017 by each director and executive officer of the registrant, as well as shares held by each holder of 5% of the common stock known to the registrant, have been excluded for purposes of the foregoing calculation. This determination of affiliate status is not a conclusive determination for other purposes.

As of August 22, 2018, 74,010,070 shares of Common Stock were issued and outstanding.

DOCUMENTS INCORPORATED BY REFERENCE:

Portions of the registrant's Definitive Proxy Statement to be filed with the Securities and Exchange Commission in connection with the registrant's 2018 Annual Meeting of Stockholders are incorporated herein by reference in Part III of this Annual Report on Form 10-K to the extent stated herein.

TABLE OF CONTENTS

	<u>Page</u>
PART I	
Item 1. Business	4
Item 1A. Risk Factors	10
Item 1B. Unresolved Staff Comments	30
Item 2. Properties	30
Item 3. Legal Proceedings	30
Item 4. Mine Safety Disclosures	30
PART II	
Item 5. Market for Registrant’s Common Equity, Related Stockholder Matters and Issuer Purchases of Equity Securities	31
Item 6. Selected Financial Data	33
Item 7. Management’s Discussion and Analysis of Financial Condition and Results of Operations	34
Item 7A. Quantitative and Qualitative Disclosures About Market Risk	46
Item 8. Financial Statements and Supplementary Data	47
Item 9. Changes in and Disagreements With Accountants on Accounting and Financial Disclosure	47
Item 9A. Controls and Procedures	47
Item 9B. Other Information	48
PART III	
Item 10. Directors, Executive Officers and Corporate Governance	48
Item 11. Executive Compensation	48
Item 12. Security Ownership of Certain Beneficial Owners and Management and Related Stockholder Matters	48
Item 13. Certain Relationships and Related Transactions, and Director Independence	48
Item 14. Principal Accounting Fees and Services	48
PART IV	
Item 15. Exhibits, Financial Statement Schedules	49
Signatures	53

UBIQUITI NETWORKS, INC.
PART I

Note About Forward-Looking Statements

When used in this Report, the words “anticipates,” “believes,” “could,” “seeks,” “estimates,” “expects,” “intends,” “may,” “plans” “potential,” “predicts,” “projects,” “should,” “will,” “would” or similar expressions and negatives of those terms are intended to identify forward-looking statements. These are statements that relate to future periods and include statements about our future results, sources of revenue, our continued growth, our gross margins, market trends, our product development, our introduction of new products, technological developments, the features, benefits and performance of our current and future products, the ability of our products to address a variety of markets, the anticipated growth of demand for connectivity worldwide, our growth strategies, future price reductions, our competitive status, our dependence on our senior management and our ability to attract and retain key personnel, dependency on and concentration of our distributors, our employee relations, current and potential litigation, the effects of government regulations, the expected impact of taxes on our liquidity and results of operations, our compliance with laws and regulations, our expected future operating costs and expenses and expenditure levels for research and development, selling, general and administrative expenses, fluctuations in operating results, fluctuations in our stock price, our payment of dividends, our future liquidity and cash needs, our credit facility, future acquisitions of and investments in complimentary businesses and the expected impact of various accounting policies and rules adopted by the Financial Accounting Standards Board. Forward-looking statements are subject to risks and uncertainties that could cause actual results to differ materially from those projected. These risks and uncertainties include, but are not limited to, factors affecting our quarterly results, our ability to manage our growth, our ability to sustain or increase profitability, demand for our products, our ability to compete, our ability to rapidly develop new technology and introduce new products, our ability to safeguard our intellectual property, trends in the networking industry and fluctuations in general economic conditions, and the risks set forth throughout this Report, including under Item 1, “Business” and under Item 1A, “Risk Factors.” These forward-looking statements speak only as of the date hereof. Except as required by law, we expressly disclaim any obligation or undertaking to release publicly any updates or revisions to any forward-looking statements contained herein to reflect any change in our expectations with regard thereto or any change in events, conditions or circumstances on which any such statement is based.

This Report also contains estimates and other information concerning our industry, including market size and growth rates, which are based on industry publications, surveys and forecasts, including those generated by Cisco Systems, Inc. This information involves a number of assumptions and limitations, and you are cautioned not to give undue weight to these estimates. These industry publications, surveys and forecasts generally indicate that their information has been obtained from sources believed to be reliable. While we believe these industry publications, surveys and forecasts are reliable, we have not independently verified such data. The industry in which we operate is subject to a high degree of uncertainty and risk due to a variety of factors, including those described under Item 1A, “Risk Factors.”

Unless the context requires otherwise, the words “we,” “us,” “our” “Company” and “Ubiquiti” refer to Ubiquiti Networks, Inc. and its subsidiaries as a whole.

Item 1. Business

Business Overview

Overview

Ubiquiti Networks, Inc. was founded by Robert Pera in 2005. The Company sells equipment, and provides the related software platforms, worldwide through a network of over 100 distributors and on-line retailers. The Company has a very broad installed base with over 70 million devices sold in over 200 countries and territories around the world, since inception. Ubiquiti aims to connect everyone to everything, everywhere.

The Company develops technology platforms for high-capacity distributed Internet access, unified information technology, and next-generation consumer electronics for home and personal use. We categorize our solutions in to three main categories: high performance networking technology for service providers, enterprises and consumers.

The majority of the Company’s resources consist of entrepreneurial and de-centralized research and development (“R&D”). Ubiquiti does not employ a traditional direct sales force, but instead drives brand awareness through online reviews and publications, its website, its distributors and the company’s user community where customers can interface directly with R&D, marketing, and support. Our technology platforms were designed from the ground up with a focus on delivering highly-advanced and easily deployable solutions that appeal to a global customer base in underserved and underpenetrated markets. Our differentiated business model, we believe, has enabled us to break down traditional barriers such as high product and

network deployment costs, and offer solutions with disruptive price-performance characteristics. We strive to offer solutions that provide an ecosystem which simplifies the user's experience and the deployment process of additional hardware.

The Company maintains an industry leading financial profile by leveraging its unique business model. This differentiated business model, combined with our innovative, proprietary technologies, has resulted in an attractive alternative to traditional high touch, high cost providers, allowing us to advance the market adoption of our platforms for ubiquitous connectivity. As a result, our technology has enabled hundreds of millions of people throughout the world to stay connected.

We offer a broad and expanding portfolio of networking products and solutions for operator-owners of wireless internet services (WISP's), enterprises and smart homes. Our operator-owner service provider product platforms provide carrier-class network infrastructure for fixed wireless broadband, wireless backhaul systems and routing and the related software for WISP's to easily control, track and bill their customers. Our enterprise product platforms provide wireless LAN (WLAN) infrastructure, video surveillance products, switching and routing solutions, security gateways, and other complimentary WLAN products along with a unique software platform, which enables users to control their network from one simple, easy to use software interface. Our consumer products, sold under the Ubiquiti Labs brand name, are targeted to the smart home and highly connected consumers. We believe that our products are highly differentiated due to our proprietary software protocol innovation, firmware expertise, and hardware design capabilities. This differentiation allows our portfolio to meet the demanding performance requirements of video, voice and data applications at prices that are a fraction of those offered by our competitors.

As a core part of our strategy, we have developed a differentiated business model for marketing and selling high volumes of carrier and enterprise-class communications platforms. Our business model is driven by a large, growing and highly engaged community of service providers, distributors, value added resellers, systems integrators and corporate IT professionals, which we refer to as the Ubiquiti Community. The Ubiquiti Community is a one element of our business strategy as it enables us to drive:

- **Rapid customer and community driven product development.** We have an active, loyal community built from our customers that we believe is a sustainable competitive advantage. Our solutions benefit from the active engagement between the Ubiquiti Community and our development engineers throughout the product development cycle, which eliminates long and expensive multistep internal processes and results in rapid introduction and adoption of our products. This approach significantly reduces our development costs and time to market.
- **Scalable sales and marketing model.** We do not maintain the traditional direct sales force as compared to some of our competitors, but instead utilize digital marketing and the Ubiquiti Community to drive market awareness and demand for our products and solutions. We believe this community-propagated viral marketing enables us to reach underserved and underpenetrated markets far more efficiently and cost-effectively than is possible through traditional sales models. Leveraging the information transparency of the Internet allows customers to research, evaluate and validate our solutions with the Ubiquiti Community and via third party web sites. This allows us to operate a scalable sales and marketing model and effectively create awareness of our brand and products.

By reducing the cost of development, sales, marketing and support we are able to offer innovative solutions with disruptive price performance characteristics to our customers.

We operate our business as one reportable and operating segment. Further information regarding Segments can be found in Note 12 to our Consolidated Financial Statements. Our revenues were \$1,016.9 million, \$865.3 million and \$666.4 million in the fiscal years ended June 30, 2018, 2017 and 2016, respectively. We reported net income of \$196.3 million, \$257.5 million and \$213.6 million in the fiscal years ended June 30, 2018, 2017 and 2016, respectively. Refer to our Consolidated Financial Statements included under Part IV, Item 15 of this report for more financial information. In this Annual Report on Form 10-K, we refer to the fiscal years ended June 30, 2018, 2017 and 2016 as fiscal 2018, fiscal 2017 and fiscal 2016, respectively.

The Ubiquiti Community

We established the Ubiquiti forum, wiki and newsletter to foster a large, growing and engaged online community of service providers and distributors, customers and employees among others. The Ubiquiti Community facilitates rapid introductions and development of customer-oriented products. The Ubiquiti Community provides best practices, advice, troubleshooting and product feedback. It also acts as a source of product support and marketing.

Industry Overview

Internet traffic worldwide has grown rapidly in recent years, driven by an increase in the number of users, increasing mobility of those users and high bandwidth applications, such as video, audio, cloud-based applications, online gaming and social networking. According to Cisco Visual Networking Index, global Internet protocol, or IP, traffic is expected to increase from 96 exabytes per month in 2016 to 278 exabytes per month in 2021, representing an approximate 24% compound annual growth

rate, or CAGR, over that period. Additionally, it is estimated that there will be 3.5 networked devices per capita connected to IP networks in 2021, up from 2.3 networked devices per capita in 2016. Wired networking solutions have traditionally been used to address increasing consumer and enterprise bandwidth needs. However, the high initial capital requirements and ongoing operating costs and long market lead times associated with building and installing infrastructure for wired networks has severely limited the widespread deployment of these networks in underserved and underpenetrated markets. Wireless networks have emerged as an attractive alternative for addressing the broadband access needs of underserved and underpenetrated markets in both emerging and developed countries.

Underserved and underpenetrated markets . There is a significant market opportunity in both emerging and developed economies. In “unconnected” emerging markets, the lack of an established network infrastructure and the high initial deployment costs associated with traditional wired network infrastructure build-outs have encouraged adoption of wireless networking infrastructure. In “under-connected” markets, bandwidth demand exceeds either the available capacity from existing infrastructure or the affordable supply of new infrastructure, resulting in an attractive market opportunity for wireless systems to bolster connectivity. Additionally, we believe our products offer customers a reliable, scalable and customizable wireless networks and whose primary buying criterion is based on price-performance characteristics.

Increasing use of the unlicensed spectrum . In the absence of affordable broadband access in the licensed spectrum, the number of users of the unlicensed RF spectrum has increased for communications equipment, as well as consumer devices such as cordless phones, baby monitors and microwave ovens. This increasing use of unlicensed RF spectrum has made providing high quality wireless networking more challenging due to increasing congestion in the unlicensed spectrum. The Federal Communications Commission continues to regulate use of unlicensed RF spectrum. Existing and contemplated regulations may affect the cost and/or effectiveness of products that rely on access to such unlicensed RF spectrum.

Government incentives for broadband access . Governments around the world are increasingly taking both regulatory and financial steps to expand access to broadband networks and increase availability of advanced broadband services to consumers and businesses.

Challenges facing incumbent solutions. To provide robust wireless networks that meet the price-performance needs of service providers and enterprises, vendors of wireless networking solutions must address the problems facing incumbent solutions:

- **Poor performance .** To deliver high performance, wireless networking solutions need to satisfy diverse performance requirements for video, voice and data. The challenges of operating in the unlicensed RF spectrum, including spectrum noise and interference resulting from the proliferation of devices, often result in difficulty establishing network connections and unreliable or poor performance. Additionally, the performance and reliability of existing wireless networking solutions decline rapidly as the number of subscribers and range of service delivery increases. Lack of hardware and software integration between products, technologies and vendor devices can diminish network performance significantly and increase the complexity of network management, integration and expansion.
- **High cost of ownership .** Existing alternative solutions, such as fiber-to-the-premises, cable, digital subscriber line, or DSL, worldwide interoperability for microwave access, or WiMAX, LTE and traditional backhaul, provide high capacity, high performance broadband access; however, these solutions can be extremely costly, and often do not meet the demanding price-performance requirements of underserved markets.
- **Complexity .** Existing alternative solutions are often difficult to deploy and manage and require skilled employees or high cost consultants to install and operate. In addition, existing enterprise solutions often offer a large variety of features and functionalities that enterprise customers may find overwhelming or unnecessary.
- **Lack of product support and customer-driven features.** Product support and feedback for alternative suppliers’ wireless networking solutions are often costly and ineffective. Existing wireless solutions are not accompanied by dynamic product support to assist customers in efficiently setting up and troubleshooting their networks. Additionally, alternative suppliers generally lack an effective mechanism to communicate with their end-users and incorporate feedback from usage into product roadmaps.

Market opportunity . Existing service provider wireless networking technologies have been developed to satisfy the increasing demand for broadband access, support mobility and provide the performance and reliability demanded by customers. However, these existing solutions based upon wired, satellite or cellular technologies, often fail to meet the price-performance requirements of fixed wireless networking in emerging markets, rural markets, or price-sensitive markets, which in turn has led to low penetration of wireless broadband access and large populations of unaddressed users in these areas. Similarly, passive optical networking (PON) has been utilized globally to improve internet connectivity but it hasn’t previously been available at economically viable pricing to very large underserved populations. An economically viable solution utilizing fiber, or other wireless technology, would further expand use of the internet to these populations.

Within the enterprise, existing WLAN deployments are often relatively complex and costly, providing customers with a large number of non-critical features and functionalities at a high cost. Given the growth in Internet connected devices, and the

consumer's desire for constant connectivity, there exists growing demand for WLAN solutions that provide critical features at significantly lower cost than existing solutions.

Our Solutions

Our products and solutions enable both operator-owner service providers, enterprises and consumers to cost effectively deploy the infrastructure for high performance, scalable and reliable wireless networks. Our wireless networking solutions offer the following key benefits:

- **High performance proprietary technology solutions.** Our proprietary products and solutions include high performance radios, antennas, software, communications protocols and management tools that have been designed to deliver carrier and enterprise class wireless broadband access and other services primarily in the unlicensed RF spectrum. Our radios and antennas, which incorporate our innovative proprietary technologies and firmware, are designed and field tested to deliver carrier-class network speeds, throughput, range and coverage, while simultaneously meeting the varying performance requirements of video, voice and data traffic.
- **Price disruptive offering .** Our products and solutions have been designed to enable service providers and enterprises to deliver high performance to their users at highly disruptive price points. The deployment and operation of our solutions require a fraction of the capital expenditures, implementation expenses and network maintenance costs of those associated with existing solutions.
- **Integrated and easy to deploy and manage .** Our integrated products and solutions reduce the complexity associated with the installation, management and expansion of wireless networks. Within each of our product families, products are based on firmware that is built on a common codebase. This allows us to offer common features and functionality and leads to consistent usability across each product family. The integration between our products is designed to enable service providers and enterprises to deliver wireless broadband access and other services that have high performance characteristics without significant management, deployment costs or upgrade complexity.

Our Technology and Products

We offer products and solutions based on our proprietary technology with disruptive price-performance characteristics across multiple markets. Utilizing low cost hardware, consumer chipsets and innovative software and firmware, we build price-performance solutions to address both service providers and enterprises. In addition, our technology allows us to design our products for ease of manufacture. Our focus on cost efficiency, robust product design and high performance drives the development of our technology, products and solutions.

Key Technology Platforms

Our current major Service Provider and carrier solutions include:

- **airMAX** - our airMAX platform includes proprietary protocols developed by us that contain advanced technologies for minimizing signal noise. Devices on the airMax platform, such as customer premise equipment ("CPE"), base station, and backhaul, are able to support a wireless network that can scale to hundreds of clients per base station over long distances while maintaining low latency and high throughput.
- **EdgeMAX** - our EdgeMAX platform is a disruptive price-performance software and systems routing platform, powered by our full-featured EdgeOS operating system that includes advanced QoS, firewall, dynamic routing and VPN functionality.
- **airFiber** - our airFiber platform is a wireless backhaul point-to-point radio system, a wireless method of transmitting data to and from network backbone. Components of the airFiber products were designed to provide low latency with high throughput. Our airFiber product uses an integrated split antenna and a global positioning system to simultaneously send data packets from each side of the link.
- **UFiber GPON** - UFiber GPON platform, a plug and play fiber network technology, that allows you to build passive optical network deployment with minimal effort and cost. It is designed to enable internet providers (ISPs) to quickly build high speed fiber internet networks for many users and over long distance.

Our current major Enterprise Provider solutions include:

- **UniFi -Enterprise WLAN** - our UniFi- enterprise WLAN platform was designed as an enterprise Wi-Fi system, combining Wi-Fi certified hardware with software-based management controller. UniFi uses a virtual controller that allows for on-site management or remote management through the cloud, allowing for configuration of the network and individual access points.

- **UniFi Video** - our UniFi video platform is a video surveillance system that can be accessed securely from any web browser, provides detailed statistical reporting and advanced analytics and provides a management console with multiple views, versatile camera setting and customizable event recordings.
- **UniFi Switch** - UniFi Switch is one of our top selling categories as end customers can easily add equipment as they expand their networks. UniFi Switches deliver performance, switching, and PoE+ support for enterprise networks.
- **UniFi Security Gateway** - UniFi Security Gateway extends the UniFi enterprise solutions to provide cost-effective, reliable routing and advanced network security.

We offer a consumer product platform, called AmpliFi, which is a Wi-Fi system solution designed to serve the demands of the modern connected home. We continue to explore consumer related market opportunities and have research and development teams focused on new consumer related solutions.

Research and Development

Our research and development organization is responsible for the design, development and testing of our products. Our engineering team has deep expertise and experience in networking and antenna design, and we have a number of personnel with longstanding experience with network architecture and operation. We have developed and intend to continue to develop our technology in part by operating with a relatively flat reporting structure that relies on individual contributors or small development teams to develop, test and obtain feedback for our products. Our products and solutions benefit from the active engagement between the Ubiquiti Community and our research and development personnel throughout the product development cycle, resulting in rapid introduction and adoption of new products. Our research and development personnel evaluate the input from service providers, IT professionals and enterprises and respond to their needs by modifying our products or developing new products based on the input received.

As of June 30, 2018, our research and development team consisted of 509 full time equivalent employees, including contractors, located in the United States, Taiwan, China, Lithuania, Poland, the Czech Republic, Latvia and elsewhere. Our research and development operations work on product development of new products and new versions of existing products. Our research and development expenses were \$74.3 million, \$69.1 million and \$57.8 million for fiscal 2018, fiscal 2017 and fiscal 2016, respectively. We expect that the number of our research and development personnel will increase over time and that our research and development expenses will also increase.

Manufacturing and Suppliers

We use contract manufacturers, primarily located in China, to manufacture our products. Our relationships with contract manufacturers allow us to conserve working capital, reduce manufacturing costs and minimize delivery lead times while maintaining high product quality and the ability to scale quickly to handle increased order volume. Over the long term, our contract manufacturers are not required to manufacture our products for any specific period or in any specific quantity. We expect that it would take approximately three to six months to transition manufacturing, quality assurance and shipping services to new providers.

We rely on third party components and technology to build and operate our products, and we rely on our contract manufacturers to obtain the components, subassemblies and products necessary for the manufacture of our products. While components and supplies are generally available from a variety of sources, we and our contract manufacturers currently depend on a single or limited number of suppliers for several components for our products. We and our contract manufacturers rely on purchase orders rather than long-term contracts with these suppliers. The majority of our product revenues are dependent upon the sale of products that incorporate components from Qualcomm Atheros, Inc. ("Qualcomm Atheros"). We are party to a non-exclusive license agreement with Qualcomm Atheros whereby we license certain technology that we incorporate into our products. This agreement automatically renews for successive one year periods unless the agreement is terminated by written notice of nonrenewal at least 90 days prior to the end of its then-current term. The Company has not received a termination notice as of the date of this Report. We depend on this license agreement to modify and replace firmware that Qualcomm Atheros provides with the chipsets with our proprietary firmware. While our agreement with Qualcomm Atheros remains effective, in accordance with the current terms of the agreement, either party may terminate the agreement without cause at the end of the annual contract term.

We do not stockpile sufficient chipsets to cover the time it would take to re-engineer our products to replace the Qualcomm Atheros chipsets which comprise the raw materials for our product offerings. If we need to seek a suitable second source for Qualcomm Atheros in our products, there can be no assurance that we would be able to successfully source our chipsets on suitable terms, if at all. In any event, our use of chipsets from multiple sources may require us to significantly modify our designs and manufacturing processes to accommodate these different chipsets.

Tariffs

In June 2018, the Office of the United States Trade Representative announced new proposed tariffs for certain products imported from China. It is expected that these tariffs will be finalized after a public comment period ending in early September 2018. The majority of our products are among the products to be subject to the additional tariffs. If the tariffs are implemented and we are unable to pass the cost on to our customers, and/or execute on our plans to mitigate the tariffs, it would have a material impact our profitability and results of operations.

Sales and Distribution

We sell our products and solutions globally to service providers and enterprises primarily through our extensive network of distributors, and, to a lesser extent, direct customers. During fiscal 2018, we sold our products to over 100 distributors and direct customers (collectively, “customers”) in over 60 countries. In fiscal 2018 and 2017, one customer in each period represented 11% of our revenues. No other customer accounted for 10% or more of our revenues in fiscal 2016. Refer to Note 12 in our Notes to Consolidated Financial Statements for more information.

A majority of our sales are made to distributors outside the United States and we anticipate that non-U.S. sales will continue to be a significant portion of our revenues. We do not have any visibility on the location or extent of purchases of our products by individual network operators and service providers from our distributors. For further discussion of the risks associated with foreign operations, see “Part I-Item 1A. Risk Factors-Risks Related to Our International Operations”

Information regarding financial data by geographic areas is set forth in Item 7 and Item 15 of this Form 10-K. See Note 12 of Notes to Consolidated Financial Statements under Item 15.

Backlog

Our sales are primarily made through standard purchase orders for delivery of products. Some orders remain in backlog due to concerns about the credit worthiness of the customer and/or delivery held due to inventory channel. We do not believe our backlog information is a reliable indicator of our ability to achieve any particular level of revenue or financial performance.

Competition

The markets for networking solutions for service providers, enterprise WLAN, video surveillance, microwave backhaul and machine-to-machine communications technology are highly competitive and are influenced by the following competitive factors, among others:

- total cost of ownership and return on investment associated with the solutions;
- simplicity of deployment and use of the solutions;
- ability to rapidly develop high performance integrated solutions;
- reliability and scalability of the solutions;
- market awareness of a particular brand;
- ability to provide secure access to wireless networks;
- ability to offer a suite of products and solutions;
- ability to allow centralized management of the solutions; and
- ability to provide quality product support.

We believe we compete favorably with respect to these factors. We have been successful in rapidly developing high performance integrated solutions because we use individual contributors and small, experienced development teams that focus on the key needs of underserved and underpenetrated markets. Our products and solutions are designed to meet the price-performance characteristics demanded by our customers to achieve a strong overall return on their investment. Our products are designed to operate in growing networks without degradation in performance or operational complexity.

In the backhaul market, our competitors include Cambium Networks, Ceragon Networks, DragonWave, Mikrotiks, Mimoso, SAF Tehnika and Trango. In the CPE market, our competitors include Cambium Networks, Mikrotiks, Ruckus Wireless (Arris) and TP-LINK Technologies. In the antenna market, we primarily compete with PCTEL, ARC, ITELITE and Radio Waves. In the enterprise WLAN market, we primarily compete with Huawei, Aerohive Networks, Aruba Networks (HPE), Ruckus Wireless (Arris), Cisco Meraki and Cisco. In the video surveillance market, we primarily compete with Axis Communications, HIKVISION, Mobotix and Vivotek. We expect increased competition from other established and emerging companies if our market continues to develop and expand. As we enter new markets, we expect to face competition from incumbent and new market participants.

Intellectual Property

We rely on a combination of patent, copyright, trademark and trade secret laws, as well as confidentiality procedures and contractual restrictions, to establish and protect our proprietary rights. These laws, procedures and restrictions provide only limited protection and the legal standards relating to the validity, enforceability and scope of protection of intellectual property rights are uncertain and still evolving. Furthermore, effective patent, trademark, copyright and trade secret protection may not

be available in every country in which our services and products are available. We seek patent protection for certain of our key concepts, components, protocols, processes and other inventions.

We have obtained a number of patents and trademarks in the United States and other countries. We have also filed, and will continue to file, patent applications and trademark applications in the United States and other countries where we believe there to be a strategic technological or business reason to do so. Any patents or trademarks issued to us now or in the future may be challenged, invalidated or circumvented and may not provide sufficiently broad protection or may not prove to be enforceable in actions against alleged infringers. There can be no assurance that others will not assert intellectual property rights to technologies that are relevant to us or that our intellectual property rights will give us competitive advantage.

We endeavor to enter into agreements with our employees and contractors and with parties with whom we do business in order to limit access to and disclosure of our proprietary information. We cannot be certain that the steps we have taken will prevent unauthorized use or reverse engineering of our technology. Moreover, others may independently develop technologies that are competitive with ours or that infringe on our intellectual property. The enforcement of our intellectual property rights also depends on the success of our legal actions against infringers and counterfeiters, but these actions may not be successful, even when our rights have been infringed. For further discussion of the risks associated with intellectual property, see "Part I-Item 1A. Risk Factors-Risks Related to Intellectual Property".

Employees

As of June 30, 2018, we employed and or contracted with 843 full time equivalent employees, which included 509 in research and development, 121 in sales, general and administrative and 213 in operations. None of our employees are represented by a labor union or is a party to a collective bargaining agreement. We consider our relations with our employees to be good.

Financial Information About Geographic Areas

Refer to Note 12 in our Notes to Consolidated Financial Statements included under Part IV, Item 15 of this report for financial information about our geographic areas.

Available Information

The Company's Annual Report on Form 10-K, Quarterly Reports on Form 10-Q, Current Reports on Form 8-K, and amendments to reports filed pursuant to Sections 13(a) and 15(d) of the Securities Exchange Act of 1934, as amended ("Exchange Act"), are filed with the U.S. Securities and Exchange Commission (the "SEC"). Such reports and other information filed by the Company with the SEC are available free of charge on the Company's website at <http://ir.ubnt.com/sec.cfm> when such reports are available on the SEC website. The public may read and copy any materials filed by the Company with the SEC at the SEC's Public Reference Room at 100 F Street, NE, Room 1580, Washington, DC 20549. The public may obtain information on the operation of the Public Reference Room by calling the SEC at 1-800-SEC-0330. The SEC maintains an Internet site that contains reports, proxy and information statements and other information regarding issuers that file electronically with the SEC at www.sec.gov. The contents of these websites are not incorporated into this filing. Further, the Company's references to the URLs for these websites are intended to be inactive textual references only.

Our executive office is located at 685 Third Avenue, 27th Floor, New York, New York 10017. Our website address is www.ubnt.com. The information on, or that can be assessed through, our website is not part of this Annual Report on Form 10-K.

Item 1A. Risk Factors

This Report contains forward-looking statements that are subject to risks and uncertainties that could cause actual results to differ materially from those projected. These risks and uncertainties include, but are not limited to, the risk factors set forth below. These risks and uncertainties are not the only ones we face. If any event related to these known or unknown risks or uncertainties actually occurs, our business prospects, results of operation, and financial condition could be materially adversely affected.

Risks Related to Our Business and Industry

Fluctuations in our operating results could cause the market price of our common stock to decline.

Our quarterly operating results fluctuate significantly due to a variety of factors, many of which are outside of our control and are difficult or impossible to predict. We expect our operating results will continue to fluctuate. You should not rely on our past results as an indication of our future performance. If our revenues or operating results fall below the expectations of investors or securities analysts, or below any estimates we may provide to the market, the price of our common shares would likely decline substantially, which could have a material adverse impact on investor confidence and employee retention. Our common stock has experienced substantial price volatility since our initial public offering. In addition, the stock market as a whole has

experienced major price and volume fluctuations that have affected the stock price of many technology companies in ways that may have been unrelated to these companies' operating performance.

Factors that could cause our operating results and stock price to fluctuate include:

- varying demand for our products due to the financial and operating condition of our distributors and their customers, distributor inventory management practices and general economic conditions;
- shifts in our fulfillment practices including increasing inventory levels as part of efforts to decrease our delivery lead times;
- failure of our suppliers to provide chips or other components;
- failure of our contract manufacturers and suppliers to meet our demand;
- success and timing of new product introductions by us, and our competitors;
- increased warranty costs;
- announcements by us or our competitors regarding products, promotions or other transactions;
- costs related to legal proceedings or responding to government inquiries;
- our ability to control and reduce product costs; and
- expenses of our entry into new markets.

In addition, our business may be subject to seasonality, although our recent growth rates and timing of product introductions may have masked seasonal changes in demand. For example, our consumer products may be subject to general seasonal spending trends associated with holidays.

We have limited visibility into future sales, which makes it difficult to forecast our future operating results.

Because of our limited visibility into end customer demand and channel inventory levels, our ability to accurately forecast our future sales is limited. We sell our products and solutions globally to network operators, service providers and consumers, primarily through our network of distributors and resellers. We do not employ a traditional direct sales force. Sales to our distributors have accounted for nearly all of our revenues. Our distributors do not make long term purchase commitments to us, and do not typically provide us with information about market demand for our products. We endeavor to obtain information on inventory levels and sales data from our distributors. This information has been generally difficult to obtain in a timely manner, and we cannot always be certain that the information is reliable. If we over forecast demand, we may not be able to decrease our expenses in time to offset any shortfall in revenues. If we under forecast demand, our ability to fulfill sales orders will be compromised and sales to distributors may be deferred or lost altogether.

Sales to the service provider market are especially volatile, and weakness in orders from this industry could harm our future operating results.

Weakness in orders, directly or indirectly, from the service provider industry, including as a result of any slowdown in capital expenditures by service providers (which may be more prevalent during a global economic downturn, or periods of economic, political or regulatory uncertainty), could have a material adverse effect on our business, operating results, and financial condition. Such slowdowns may continue or recur in future periods. Orders from this industry could decline for many reasons other than the competitiveness of our products and services within their respective markets. These conditions have harmed our business and operating results in the past, and some of these or other conditions in the service provider market could affect our business and operating results in any future period.

We are subject to risks associated with our distributors' inventory management practices.

Our distributors purchase and maintain their own inventories of our products, and we do not control their inventory management. Distributors may manage their inventories in a manner that causes significant fluctuations in their purchases from quarter to quarter, and which may not be in alignment with the actual demand of end customers for our products. If some distributors decide to purchase more of our products than are required to satisfy their customers' demand in any particular quarter, because they do not accurately forecast demand or otherwise, they may reduce future orders until their inventory levels realign with their customers' demand. If some distributors decide to purchase less of our products than are required to satisfy their customers' demand in any particular quarter, because they do not accurately forecast demand or otherwise, sales of our products may be deferred or lost altogether.

If our forecasts of future sales are inaccurate, we may manufacture too many or not enough products.

We may over or under forecast our customers' actual demand for our products or the actual mix of our products that they will ultimately demand. If we over-forecast demand, we may build excess inventory which could materially adversely affect our operating results. If we under-forecast demand, we may miss opportunities for sales and may impair our customer relationships, which could materially adversely affect our operating results.

The lead times that we face for the procurement of components and subsequent manufacturing of our products are usually much longer than the lead time from our customers' orders to the expected delivery date. This increases the risk that we may manufacture too many or not enough products in any given period.

We may need to build inventory for new product announcements and shipments or decide to increase or maintain higher levels of inventory, which may result in inventory write-downs

The Company must order components for its products and build inventory, both of finished products and components, in advance of new product announcements and shipments. With the use of third party logistics and warehousing providers, we may also decide to increase or maintain higher levels of inventory of finished products or components. Decisions to build inventory for new products or to increase or maintain higher inventory levels are typically based upon uncertain forecasts or other assumptions and may expose us to a greater risk of carrying excess or obsolete inventory. Because the markets in which the Company compete are volatile, competitive and subject to rapid technology and price changes, if the assumptions on which we base these decisions turn out to be incorrect, our financial performance could suffer and we could be required to write-off the value of excess products or components inventory or not fully utilize firm purchase commitments.

We rely on a limited number of distributors, and changes in our relationships with our distributors or changes within our distributors may disrupt our sales.

Although we have a large number of distributors in numerous countries who sell our products, a limited number of these distributors represent a significant portion of our sales. One or more of our major distributors may suffer from a decline in their financial condition, decrease in demand from their customers, or a decline in other aspects of their business which could impair their ability to purchase and resell our products. Any distributor may also cease doing business with us at any time with little or no notice. The termination of a relationship with a major distributor, either by us or by the distributor, could result in a temporary or permanent loss of revenues. We may not be successful in finding other suitable distributors on satisfactory terms, or at all, and this could adversely affect our ability to sell in certain geographic markets or to certain network operators and service providers.

We may not be able to enhance our products to keep pace with technological and market developments while offering competitive prices.

The market for our wireless broadband networking equipment is emerging and is characterized by rapid technological change, evolving industry standards, frequent new product introductions and short product life cycles. The markets for enterprise networking equipment and consumer products possess similar characteristics of rapid technological updates, evolving industry standards, frequent changes in consumer preferences, frequent new product introductions and short and unpredictable product life cycles. Our ability to keep pace in these markets depends upon our ability to enhance our current products, and continue to develop and introduce new products rapidly and at competitive prices. The success of new product introductions or updates on existing products depends on a number of factors including, but not limited to, timely and successful product development, market acceptance, our ability to manage the risks associated with new product production ramp-up, the effective management of our inventory and manufacturing schedule and the risk that new products may have defects or other deficiencies in the early stages of introduction. The development of our products is complex and costly, and we typically have several products in development at the same time. Given the complexity, we occasionally have experienced, and could experience in the future, lower than expected yields on new or enhanced products and delays in completing the development and introduction of new products and enhancements to existing products. In addition, new products may have lower selling prices or higher costs than existing products, which could negatively impact our operating results. Our ability to compete successfully will depend in large measure on our ability to maintain a technically skilled development and engineering staff, to successfully innovate, and to adapt to technological changes and advances in the industry. Development and delivery schedules for our products are difficult to predict. We may fail to introduce new products or enhancements to existing products in a timely fashion. If new releases of our products are delayed, our distributors may curtail their efforts to market and promote our products and our users may switch to competing products.

The markets in which we compete are highly competitive.

The networking, enterprise WLAN, routing, switching, video surveillance, wireless backhaul, machine-to-machine communications and consumer markets in which we primarily compete are highly competitive and are influenced by competitive factors including:

- our ability to rapidly develop and introduce new high performance integrated solutions;
- the price and total cost of ownership and return on investment associated with the solutions;
- the simplicity of deployment and use of the solutions;
- the reliability and scalability of the solutions;
- the market awareness of a particular brand;

- our ability to provide secure access to wireless networks;
- our ability to offer a suite of products and solutions;
- our ability to allow centralized management of the solutions; and
- our ability to provide quality product support.

New entrants seeking to gain market share by introducing new technology and new products may also make it more difficult for us to sell our products, and could create increased pricing pressure. In addition, broadband equipment providers or system integrators may also offer wireless broadband infrastructure equipment for free or as part of a bundled offering, which could force us to reduce our prices or change our selling model to remain competitive.

If there is a shift in the market such that network operators and service providers begin to use closed network solutions that only operate with other equipment from the same vendor, we could experience a significant decline in sales because our products would not be interoperable.

We expect competition to continuously intensify as other established and new companies introduce new products in the same markets that we serve or intend to enter, as these markets consolidate. Our business will suffer if we do not maintain our competitiveness.

A number of our current or potential competitors have longer operating histories, greater brand recognition, larger customer bases and significantly greater resources than we do.

As we move into new markets for different types of products, our brand may not be as well-known as the incumbents' brands in those markets. Potential customers may prefer to purchase from their existing suppliers or well-known brands rather than a new supplier, regardless of product performance or features. We expect increased competition from other established and emerging companies if our market continues to develop and expand. As we enter new markets, we expect to face competition from incumbent and new market participants and there is no assurance that our entry into new markets will be successful.

Many of these companies have significantly greater financial, technical, marketing, distribution and other resources than we do and are better positioned to acquire and offer complementary products and technologies.

Industry consolidation, acquisitions and other arrangements among competitors may adversely affect our competitiveness because it may be more difficult to compete with entities that have access to their combined resources. As a result of such consolidation, acquisition or other arrangements, our current and potential competitors might be able to adapt more quickly to new technologies and consumer preference, devote greater resources to the marketing and promotion of their products, initiate or withstand price competition, and take advantage of acquisitions or other opportunities more readily and develop and expand their products more quickly than we do. These combinations may also affect customers' perceptions regarding the viability of companies our size and, consequently, affect their willingness to purchase our products.

The complexity of our products could result in unforeseen delays or expenses caused by undetected defects or bugs.

Our products may contain defects and bugs when they are introduced, or as new versions are released. We have focused, and intend to focus in the future, on getting our new products to market quickly. Due to our rapid product introductions, defects and bugs that may be contained in our products may not yet have manifested. We have in the past experienced, and may in the future experience, defects and bugs. If any of our products contain material defects or bugs, or has reliability, quality or compatibility problems, we may not be able to promptly or successfully correct these problems. The existence of defects or bugs in our products may damage our reputation and disrupt our sales. If any of these problems are not found until after we have commenced commercial production and distribution of a new product, we may be required to incur additional development costs, repair or replacement costs, and other costs relating to regulatory proceedings, product recalls and litigation, which could harm our reputation and operating results. Undetected defects or bugs may lead to negative online Internet reviews of our products, which are increasingly becoming a significant factor in the success of our new product launches, especially for our consumer products. If we are unable to quickly respond to negative reviews, including end user reviews posted on various prominent online retailers, our ability to sell these products will be harmed. Moreover, we may offer stock rotation rights to our distributors. If we experience greater returns from retailers or end customers, or greater warranty claims, in excess of our reserves, our business, revenue and operating results could be harmed.

Security vulnerabilities in our products, services and systems could lead to reduced revenues and claims against us.

The quality and performance of some of our products and services may depend upon their ability to withstand cyber attacks. Third parties may develop and deploy viruses, worms and other malicious software programs, some of which may be designed to attack our products, systems, or networks. Some of our products and services also involve the storage and transmission of users' and customers' proprietary information which may be the target of cyber attacks. Hardware and software that we produce or procure from third parties also may contain defects in manufacture or design, including bugs and other problems, which could compromise their ability to withstand cyber attacks.

We may have experienced cyber attacks in the past, and may experience cyber attacks in the future. As a result, unauthorized parties may have obtained, and may in the future obtain, access to our systems, data or our users' or customers' data. Our security measures may also be breached due to employee error, malfeasance, or otherwise. Third parties may also attempt to induce employees, users, or customers to disclose sensitive information in order to gain access to our data or our users' or customers' data. Any such breach or unauthorized access could result in significant legal and financial exposure, damage to our reputation, and a loss of confidence in the security of our products and services. Because the techniques used to obtain unauthorized access, disable or degrade service, or sabotage systems change frequently, and often are not recognized until launched against a target, we may be unable to anticipate these techniques or to implement adequate preventative measures.

The costs to us to eliminate or alleviate security vulnerabilities can be significant, and our efforts to address these problems may not be successful and could result in interruptions, delays, cessation of service and loss of existing or potential customers that may impede our sales, manufacturing, distribution or other critical functions, as well as potential liability to the company. The risk that these types of events could seriously harm our business is likely to increase as we expand the web-based products and services that we offer.

We may be unable to anticipate or fail to adequately mitigate against increasingly sophisticated methods to engage in illegal or fraudulent activities against us.

Despite any defensive measures we take to manage threats to our business, our risk and exposure to these matters remain heightened because of, among other things, the evolving nature of such threats in light of advances in computer capabilities, new discoveries in the field of cryptography, new and sophisticated methods used by criminals including phishing, social engineering or other illicit acts, or other events or developments that we may be unable to anticipate or fail to adequately mitigate. In June 2015, we determined that we were the victim of criminal fraud known to law enforcement authorities as business e-mail compromise fraud which involved employee impersonation and fraudulent requests targeting our finance department. The fraud resulted in transfers of funds aggregating \$46.7 million held by a Company subsidiary incorporated in Hong Kong to other overseas accounts held by third parties. To date the Company has recovered \$16.7 million. The Company recovered \$8.1 million in fiscal 2015, resulting in a charge of \$39.1 million in the fourth quarter of fiscal 2015, including additional expenses consisting of professional service fees associated with the fraud loss. In fiscal 2016, the Company recorded a net recovery of an additional \$8.3 million, comprised of an \$8.6 million recovery less \$0.3 million of professional service fees associated with the recovery. No additional recoveries were made since fiscal year ended 2016.

The Company is continuing to pursue the recovery of the remaining \$30.0 million and is cooperating with U.S. federal and numerous overseas law enforcement authorities who are actively pursuing a multi-agency criminal investigation. However, any additional recoveries are likely remote and therefore cannot be assured.

The Company may not be successful in obtaining any insurance coverage for this loss. While we do not expect the fraud to have a material impact on our business, we have borne, and will continue to bear additional expenses in connection with the remediation and investigation of the fraud.

Our business and prospects depend on the strength of our brand.

Maintaining and enhancing our brand is critical to expanding our base of distributors and end customers. Maintaining and enhancing our brand will depend largely on our ability to continue to develop and provide products and solutions that address the price-performance characteristics sought by end customers and the users of our products and services, particularly in developing markets which comprise a significant part of our business. If we fail to promote, maintain and protect our brand successfully, our ability to sustain and expand our business and enter new markets will suffer.

We rely on the Ubiquiti Community to provide our engineers with valuable feedback that is important in our research and development processes.

We rely on the Ubiquiti Community to provide rapid and substantive feedback on the functionality and effectiveness of our products. The insights, problems and suggestions raised by the Ubiquiti Community enable our engineers to quickly resolve issues with our existing products and improve functionality in subsequent product releases. If the members of the Ubiquiti Community were to become less engaged or otherwise ceased providing valuable, timely feedback, our internal research and development costs and our time to market could increase, which could cause us to incur additional expenses or make our products less attractive to customers.

We rely on the Ubiquiti Community to generate awareness of, and demand for, our products.

We believe a significant portion of our growth to date has been driven by the diverse and actively engaged Ubiquiti Community, and our business model is predicated on the assumption that the Ubiquiti Community will continue to provide these benefits. We do not maintain the traditional direct sales force as compared to some of our competitors, but instead utilize digital marketing and the Ubiquiti Community to drive market awareness and demand for our products and solutions. Although the Ubiquiti Community is central to the success of our business, the interactions within the Ubiquiti Community, and

participation levels, are largely outside of our control. Any negative information about us or our products in the Ubiquiti Community, whether or not justified, could quickly and materially decrease the demand for our products.

We rely on the Ubiquiti Community to provide network operators, service providers and enterprises with support to install, operate and maintain our products.

We rely on the Ubiquiti Community to provide assistance and other information to network operators, service providers and enterprises for the installation, operation and maintenance of our products. Because we do not generate or control all of the information provided through the Ubiquiti Community, inaccurate information regarding the installation, operation and maintenance of our products could be promulgated by members of the Ubiquiti Community.

Although we moderate and review many postings of Ubiquiti forum to learn of reported problems and assess the accuracy of advice provided by the Ubiquiti Community, we may not devote sufficient time or resources to adequately monitor the quality of Ubiquiti Community information.

Inaccurate information provided through the Ubiquiti Community could lead to poor customer experiences or dissatisfaction with our products, which could negatively impact our reputation and diminish our sales.

We may fail to effectively manage the challenges associated with our growth.

Over the past several years we have expanded, and continue to expand, our product offerings, the number of customers we sell to, our transaction volumes, the number of our facilities, and the number of contract manufacturers that we utilize to produce our products. Failure to effectively manage the increased complexity associated with this expansion, particularly in light of our lean management structure, would make it difficult to conduct our business, fulfill customer orders, and pursue our strategies. We may also need to increase costs to add personnel, upgrade or replace our existing reporting systems, as well as improve our business processes and controls as a result of these changes. If we fail to effectively manage any of these challenges we could suffer inefficiencies, errors and disruptions in our business, which in turn would adversely affect our operating results.

We rely on a limited number of contract manufacturers to produce our products. Supply chain issues or a shortage of adequate component supply or manufacturing capacity could increase our costs or delay our ability to fulfill future orders and could have an adverse impact on our business and operating results.

We retain contract manufacturers, located primarily in China, to manufacture our products. Any significant change in our relationship with these manufacturers could have a material adverse effect on our business, operating results and financial condition. Our reliance on contract manufacturers for manufacturing our products can present significant risks to us because, among other things, we do not have direct control over their activities. If we fail to manage our relationship with our manufacturers effectively, or if they experience operational difficulties, our ability to ship products to our retailers and distributors could be impaired and our competitive position and reputation could be harmed.

We significantly depend upon our contract manufacturers to:

- assure the quality of our products;
- manage capacity during periods of volatile demand;
- qualify appropriate component suppliers;
- ensure adequate supplies of components and materials;
- deliver finished products at agreed upon prices and schedules; and
- safeguard materials and finished goods.

The ability and willingness of our contract manufacturers to perform is largely outside our control. In the event that we receive shipments of products that fail to comply with our technical specifications or that fail to conform to our quality control standards, and we are not able to obtain replacement products in a timely manner, we risk revenue losses from the inability to sell those products, increased administrative and shipping costs, and lower profitability. Additionally, if defects are not discovered until after distributors and/or end users purchase our products, they could lose confidence in the technical attributes of our products and our business and operating results could be harmed.

We do not control our contract manufacturers or suppliers, including their labor, environmental or other practices. Environmental regulations or changes in the supply, demand or available sources of natural resources may affect the availability and cost of goods and services necessary to run our business. Non-compliance or deliberate violations of labor, environmental or other laws by our contract manufacturer or suppliers, or a failure of these parties to follow ethical business practices, could lead to negative publicity and harm our reputation or brand.

We believe that our orders may not represent a material portion of our contract manufacturers' total orders and, as a result, fulfilling our orders may not be a priority in the event our contract manufacturers are constrained in their capacity. If any of our

contract manufacturers experiences problems in its manufacturing operations, or if we have to change or add additional contract manufacturers, our ability to ship products to our customers would be impaired.

Additionally, any or all of the following could either limit supply or increase costs, directly or indirectly, to us or our contract manufacturers:

- labor strikes or shortages;
- financial problems of either contract manufacturers or component suppliers;
- reservation of manufacturing capacity at our contract manufactures by other companies, inside or outside of our industry;
- changes or uncertainty in tariffs, economic sanctions, and other trade barriers; and
- industry consolidation occurring within one or more component supplier markets, such as the semiconductor market.

We rely upon a limited number of suppliers, and it can be costly and time consuming to use components from other suppliers.

We purchase components, directly or through our contract manufacturers, from third parties that are necessary for the manufacture of our products. Shortages in the supply of components or other supply disruptions may not be predicted in time to design-in different components or qualify other suppliers. Shortages or supply disruptions may also increase the prices of components due to market conditions. While many components are generally available from a variety of sources, we and our contract manufacturers currently depend on a single or limited number of suppliers for several components for our products. For example, we currently rely upon Qualcomm Atheros as a single-source supplier of certain components for some of our products, and a disruption in the supply of those components would significantly disrupt our business.

We and our contract manufacturers generally rely on short-term purchase orders rather than long-term contracts with the suppliers of components for our products. As a result, even if components are available, we and our contract manufacturers may not be able to procure sufficient components at reasonable prices to build our products in a timely manner. Further, in order to minimize their inventory risk, our manufacturers might not order components from third-party suppliers with adequate lead time, thereby impacting our ability to meet our demand forecast. We may, therefore, be unable to meet customer demand for our products, which would have a material adverse effect on our business, operating results and financial condition.

Our products, especially new products, sometimes utilize custom components available from only one or limited number of sources. When a component or product uses new technologies, capacity constraints may exist until the suppliers' yields have matured or manufacturing capacity has increased. Many factors may affect the continued availability of these components at acceptable prices, including if those suppliers decide to concentrate on the production of common components instead of components customized to meet our requirements. There is no assurance that the supply of such components will not be delayed or constrained.

Not paying cash dividends to our stockholders, or repurchasing shares of our common stock pursuant to our previously announced stock repurchase program, could cause the market price for our common stock to decline.

Our payment of cash dividends will be subject to, among other things, declaration by the Board of Directors of the Company our financial position and results of operations, available cash and cash flow, capital requirements, applicable corporate legal requirements, and other factors. If the Company fails to meet expectations related to dividends, its stock price may decline and which could have a material adverse impact on investor confidence and employee retention. These and other factors may also affect the continuation of, or activity under, our previously announced stock repurchase program. Failure to pay cash dividends could cause the market price of our common stock to decline. The discontinuance of, or lack of activity under, our previously announced stock repurchase program could also result in a lower market price of our common stock.

A general global economic downturn may negatively affect our customers and their ability to purchase our products. A downturn may decrease our revenues and increase our costs and may increase credit risk with our customers and impact our ability to collect account receivable and recognize revenue.

The global macroeconomic environment has been challenging and inconsistent caused by instability in the global credit markets, the impact of uncertainty regarding global central bank monetary policy, the instability in the geopolitical environment in many parts of the world, including the June 2016 referendum by the United Kingdom in which voters approved an exit from the European Union, commonly referred to as "Brexit". As a result of the referendum, it is expected that the United Kingdom government will negotiate the terms of the United Kingdom's future relationship with the European Union. Although it is unknown what those terms will be, the Brexit has created global economic uncertainty and could cause disruptions in the markets that we serve. Additionally, we may be adversely affected by the Brexit in ways we do not currently anticipate.

Disruptions in the financial markets have had and may continue to have an adverse effect on the U.S. and world economies, which could adversely and materially impact business spending patterns. Tightening of credit in financial markets could

adversely affect the ability of our customers and suppliers to obtain financing for significant purchases and operations and could result in a decrease in or cancellation of orders for our products.

Economic downturns may exacerbate some of the other risks that affect our business, results of operations and financial condition. A tighter credit market for consumer, business, and service provider spending may have several adverse effects, including reduced demand for our products, increased price competition or deferral of purchases and orders by our customers. Additional effects may include increased demand for customer finance, difficulties in collection of accounts receivable, higher overhead costs as a percentage of revenue and higher interest expense, risk of supply constraints, risk of excess and obsolete inventories, risk of excess facilities and manufacturing capacity and increased risk of counterparty failures.

An economic downturn or economic uncertainty in our key U.S. and international markets, as well as fluctuations in currency exchange rates, may adversely affect consumer discretionary spending and demand for our consumer products. Factors affecting the level of consumer spending include general market conditions, macroeconomic conditions, fluctuations in foreign exchange rates and interest rates, and other factors such as consumer confidence, the availability and cost of consumer credit, levels of unemployment and tax rates. If global economic conditions are volatile or if economic conditions deteriorate, consumers may delay or reduce purchases of our consumer products resulting in consumer demand for our products that may not reach our sales targets. For example, the Brexit caused significant short term volatility in global stock markets as well as currency exchange rate fluctuations, resulting in further strengthening of the U.S. dollar. Our sensitivity to economic cycles and any related fluctuation in consumer demand could adversely affect our business, financial condition and operating results.

We have been investing and expect to continue to invest in growth areas as well as maintaining leadership in our enterprise and service provider technologies, and if the return on these investments is lower or develops more slowly than we expect, our operating results may be harmed

We have and we may continue to invest and dedicate resources into new growth areas, such as consumer products, while also focusing on maintaining leadership in our enterprise and service provider technologies. However, the return on our investments may be lower, or may develop more slowly, than we expect. If we do not achieve the benefits anticipated from these investments (including if our selection of areas for investment does not play out as we expect), or if the achievement of these benefits is delayed, our operating results may be adversely affected. Additionally, as we invest and dedicate resources into new growth areas, there is no assurance that we may succeed at maintaining leadership in our enterprise and service provider technologies.

To remain competitive and stimulate customer demand, we must effectively manage product introductions, product transitions and marketing.

We believe that we must continually develop and introduce new products, enhance our existing products, effectively stimulate customer demand for new and upgraded products, and successfully manage the transition to these new and upgraded products to maintain or increase our revenue. The success of new product introductions depends on a number of factors including, but not limited to, timely and successful research and development, pricing, market and consumer acceptance, the effective forecasting and management of product demand, purchase commitments and inventory levels, the availability of products in appropriate quantities to meet anticipated demand, the management of manufacturing and supply costs, the management of risks associated with new product production ramp-up issues, and the risk that new products may have quality issues or other defects or bugs in the early stages of introduction. Therefore, we could not determine in advance the ultimate effect of new product introductions and transitions. Additionally, if the assumptions on which we based our forecasts and management of product demand, purchase commitments or inventory levels turn out to be incorrect, our financial performance could suffer and we could be required to write-off the value of excess products or components inventory or not fully utilize firm purchase commitments.

In addition, the introduction or announcement of new products or product enhancements may shorten the life cycle of our existing products or reduce demand for our current products, thereby offsetting any benefits of successful product introductions and potentially lead to challenges in managing inventory of existing products. Failure to complete product transitions effectively or in a timely manner could harm our brand and lead to, among other things, lower revenue, excess prior generation product inventory, or a deficit of new product inventory and reduced profitability.

In connection with introduction of new products, and our consumer products, in particular, we may spend significant amount on advertising and other marketing campaigns, such as television, print advertising, social media and others, as well as increased promotional activities, to build brand awareness and acquire new users. While we seek to structure our advertising campaigns in the manner that we believe is most likely to encourage people to use our products and services, we may fail to identify advertising opportunities that satisfy our anticipated return on advertising spend, accurately predict customer acquisition, or fully understand or estimate the conditions and behaviors that drive customer behavior. If for any reason any of our advertising campaigns prove less successful than anticipated in attracting new customer, we may not be able to recover our advertising spend, and our rate of user acquisition may fail to meet our expectations, either of which could have an

adverse effect on our business. There can be no assurance that our advertising and other marketing efforts will result in increased sales of our consumer products.

If we are unable to anticipate consumer preferences and successfully develop desirable consumer products and solutions, we might not be able to maintain or increase revenue and profitability.

Our success in the consumer product market depends on our ability to identify and originate product trends as well as to anticipate, gauge and react to changing consumer demands in a timely manner. All of our consumer products are subject to changing consumer preferences that cannot be predicted with certainty and lead times for our products may make it more difficult for us to respond rapidly to new or changing product or consumer preferences. If we are unable to introduce appealing new consumer products or novel technologies in a timely manner, or our new consumer products or technologies are not accepted or adopted by consumers, our competitors may increase their market share, which could hurt our competitive position in the consumer product market. It is also possible that competitors could introduce new products and services that negatively impact consumer preference in the type of consumer products that we supply, which could result in decreased sales of our product and a loss in market share.

We may not be able to achieve an acceptable return, if any, on our research and development efforts, and our business may be adversely affected. As we continually seek to enhance our consumer products, we will incur additional costs to incorporate new or revised features. We might not be able to, or determine that it is not in our interests to, raise prices to compensate for any additional costs.

Our strategy for our consumer products depends upon effectively maintaining and further developing our sales channels, including developing and supporting our retail sales channel and distributors.

We depend upon effective sales channels to reach the consumers who are the ultimate purchasers of our consumer products. In the United States, we primarily sell our consumer products through a mix of retail channels, including, e-commerce, big box, mid-market and specialty retailers, and we reach certain U.S. markets through distributors. In international markets, we primarily sell through distributors who in turn sell to local retailers.

With some of our consumer products, we depend on retailers to provide adequate and attractive space for our products in their stores. We further depend on our retailers to employ, educate and motivate their sales personnel to effectively sell our consumer products. If our retailers do not adequately display our products, choose to reduce the space for our products in their stores or locate them in less than premium positioning, choose not to carry some or all of our consumer products or promote competitors' products over ours, or do not effectively explain to customers the advantages of our consumer products, our sales could decrease and our business could be harmed. Similarly, our business could be adversely affected if any of our large retail customers were to experience financial difficulties, or change the focus of their businesses in a way that deemphasized the sale of our products.

Our distributors generally offer products from several different manufacturers. Accordingly, we are at risk that these distributors may give higher priority to selling other companies' products. We have limited number of distributors in certain regions, and if we were to lose the services of a distributor, we might need to find another distributor in that area and there can be no assurance of our ability to do so in a timely manner or on favorable terms. Further, our distributors build inventory in anticipation of future sales, and if such sales do not occur as rapidly as they anticipate, our distributors will decrease the size of their future product orders. We are also subject to the risks of our distributors encountering financial difficulties, which could impede their effectiveness and also expose us to financial risk if they are unable to pay for the products they purchase from us. Additionally, our international distributors buy from us in U.S. dollars and generally sell to retailers in local currency so significant currency fluctuations could impact their profitability, and in turn, affect their ability to buy future products from us. For example, the Brexit, caused significant short term volatility in global stock markets as well as currency exchange rate fluctuations, resulting in further strengthening of the U.S. dollar.

Any reduction in sales by our current distributors, loss of key distributors or decrease in revenue from our distributors could adversely affect our revenue, operating results and financial condition.

Risks Related to Our International Operations

Our business is susceptible to risks associated with operations outside of the United States.

We have operations in China, Lithuania, Poland, Latvia, Ukraine, Canada, India, Taiwan, United States and elsewhere. We also sell to distributors in numerous countries throughout the world. Our operations outside of the United States subject us to risks that we generally do not face in the United States. These include:

- the burdens of complying with a wide variety of foreign laws and regulations, and the risks of non-compliance;
- fluctuations in currency exchange rates;
- import and export license requirements, tariffs, economic sanctions, contractual limitations and other trade barriers;

[Table of Contents](#)

- increasing labor costs, especially in China;
- difficulties in managing the geographically remote personnel;
- the complexities of foreign tax systems and changes in their tax rates and rules;
- stringent consumer protection and product compliance regulations that are costly to comply with and may vary from country to country;
- limited protection and enforcement regimes for intellectual property rights in some countries;
- increased financial accounting and reporting burdens and complexity; and
- political, social and economic instability in some jurisdictions.

If any of these risks were to come to fruition, it could negatively affect our business outside the United States and, consequently, our operating results. Additionally, operating in markets outside the United States requires significant management attention and financial resources. We cannot be certain that the investment and additional resources required to establish, acquire or integrate operations in other countries will produce desired levels of revenues or profitability.

Our third-party logistics and warehousing providers in China and elsewhere may fail to safeguard and accurately manage and report our inventory.

We use third-party logistics and warehousing providers located in China and other countries to fulfill the majority of our worldwide sales. We also rely on our third-party logistics and warehousing providers to safeguard, and manage and report on the status of our products at their warehouse and in transit. These service providers may fail to safeguard our products, fail to accurately segregate and report our inventory, or fail to manage and track the delivery of our products, which could have a material adverse effect on our business, operating results and financial condition.

To the extent that we develop some of our own manufacturing capacity, we will be subject to various risks associated with such activities.

We invested in developing our own manufacturing capacity to support our product development and prototyping. To the extent that we may invest in and expand or relocate these manufacturing capabilities, and increasingly rely upon such activities, we will face increased risks associated with:

- bearing the fixed costs of these activities;
- directly procuring components and materials;
- regulatory and other compliance requirements, including import and export license requirements, tariffs, economic sanctions, contractual limitations and other trade barriers;
- exposure to casualty loss and other disruptions;
- quality control;
- labor relations; and
- our limited experience in operating manufacturing facilities.

Since these activities would be conducted in China and other countries, some of these risks may be more significant due to the less predictable legal and political environment.

Our business may be negatively affected by political events and foreign policy responses.

Geopolitical uncertainties and events could cause damage or disruption to international commerce and the global economy, and thus could have a material adverse effect on us, our suppliers, logistics providers, manufacturing vendors and customers, including our channel partners. Changes in commodity prices may also cause political uncertainty, and increase currency volatility that can affect economic activity. Policies and statements by the current White House administration, as well as the Republican Party maintaining control of both the House of Representatives and Senate of the U.S. in the congressional election, has created uncertainty with how trade might be affected between the U.S. and the rest of the world, and China, in particular. Changes in U.S. social, political, regulatory and economic conditions or in laws and policies governing foreign trade, manufacturing, development and investment in the territories and countries where we currently develop and sell products, and any negative sentiments towards the U.S. as a result of such changes, could adversely affect our business. For example, if the U.S. government withdraws or materially modifies existing or proposed trade agreements, places greater restriction on free trade generally or imposes increases on tariffs on goods imported into the U.S., particularly from China, our business, financial condition and results of operations could be adversely affected. In addition, negative sentiments towards the U.S. among non-U.S. customers and among non-U.S. employees or prospective employees could adversely affect sales or hiring and retention, respectively.

The foreign policies of governments may be volatile, and may result in rapid changes to import and export requirements, customs classifications, tariffs, trade sanctions and embargoes or other retaliatory trade measures that may cause us to raise prices, prevent us from offering products or providing services to particular entities or markets, may cause us to make changes to our operations, or create delays and inefficiencies in our supply chain. For example, political unrests and uncertainties in Eastern Europe and Middle East may lead to disruptions in commerce in those regions, which would in turn impact our sales to those regions. Furthermore, if the U.S. government imposes new sanctions against certain countries or entities, such sanctions could sufficiently restrict our ability to market and sell our products and may materially adversely affect our results of operations.

In addition, reports of certain intelligence gathering methods of the U.S. government could affect customers' perception of the products of companies based in the United States. Trust and confidence in us as an equipment supplier is critical to the development and growth of our markets. Impairment of that trust, or foreign regulatory actions taken in response to reports of certain intelligence gathering methods of the U.S. government, could affect the demand for our products from customers outside of the United States and could have an adverse effect on our operating results.

Our ability to introduce new products and support our existing products depends on our ability to manage geographically dispersed research and development teams.

Significant parts of our research and development operations are conducted in geographically dispersed localities. Our success depends on the effectiveness of our research and development activities. We must successfully manage these geographically dispersed teams in order to meet our objectives for new product introduction, product quality and product support. It can be difficult to effectively manage geographically dispersed research and development teams. If we fail to do so, we could incur unexpected costs or delays in product development.

Our contract manufacturers, logistics centers and certain administrative and research and development operations are located in areas likely to be subject to natural disasters.

The manufacturing or shipping of our products at one or more facilities may be disrupted because our manufacturing and logistics contractors are all located in southern China. Our principal executive offices are located in New York, New York. The risks of earthquakes, extreme storms and other natural disasters in these geographic areas are significant. Any disruption resulting from these events could cause significant delays in product development or shipments of our products until we are able to shift our development, manufacturing or logistics centers from the affected contractor to another vendor, or shift the affected administrative or research and development activities to another location.

Risks Related to Intellectual Property

We have limited ability to obtain and enforce intellectual property rights, and may fail to effectively obtain and enforce such rights.

Our success can depend significantly upon our intellectual property rights. We rely on a combination of patent, copyright, trademark, trade secret laws, and contractual rights to establish, maintain and protect these intellectual property rights, all of which afford only limited protection. Our patent rights, and the prospective rights sought in our pending patent applications, may not be meaningful or provide us with any commercial advantage and they could be opposed, contested, circumvented or designed around by our competitors or be declared invalid or unenforceable in legal proceedings. In addition, patents may not be issued from any of our current or future patent applications. Any failure of our patents or other intellectual property rights to adequately protect our technology might make it easier for our competitors to offer similar products or technologies.

We may fail to apply for patents on important products, services, technologies or designs in a timely fashion, or at all. We may not have sufficient intellectual property rights in all countries where unauthorized third party copying or use of our proprietary technology occurs and the scope of our intellectual property might be more limited in certain countries. Our existing and future patents may not be sufficient to protect our products, services, technologies or designs and/or may not prevent others from developing competing products, services, technologies or designs. We cannot predict the validity and enforceability of our patents and other intellectual property with certainty.

We have registered, and applied to register, certain of our trademarks in several jurisdictions worldwide. In some of those jurisdictions, third party filings exist for the same, similar or otherwise related products or services, which could block the registration of our marks. Even if we are able to register our marks, competitors may adopt or file similar marks to ours, register domain names that mimic or incorporate our marks, or otherwise infringe upon our trademark rights. Although we police our trademark rights carefully, there can be no assurance that we are aware of all third party uses or that we will prevail in enforcing our rights in all such instances. Any of these negative outcomes could impact the strength, value and effectiveness of our brand, as well as our ability to market our products. We have also registered domain names for websites, or URLs, that we use in our business, such as www.ubnt.com. If we are unable to protect our domain names, our brand, business, and operating results could be adversely affected. Domain names similar to ours have already been registered in the

United States and elsewhere, and we may be unable to prevent third parties from acquiring and using domain names that infringe, are similar to, or otherwise decrease the value of, our brand or our trademarks. In addition, although we own www.ubnt.com and various other global top level domains, we might not be able to, or may choose not to, acquire or maintain other country-spec countries in which we currently conduct or intend to conduct business.

Confidentiality agreements with our employees, licensees, independent contractors and others may not effectively prevent disclosure of our trade secrets, and may not provide an adequate remedy in the event of unauthorized use or disclosure of our trade secrets. We may also fail or have failed to obtain such agreements from such persons due to administrative oversights or other reasons.

Monitoring unauthorized use of our intellectual property is difficult and costly. Unauthorized use of our intellectual property, such as the production of counterfeits of our products, and unauthorized registration and use of our trademarks by third parties, is a matter of ongoing concern. The steps we have taken may not prevent unauthorized use of our intellectual property. We may fail to detect infringements of, or take appropriate steps to enforce, our intellectual property rights. Our competitors might independently develop similar technology without infringing our intellectual property rights. Our inability or failure to effectively protect our intellectual property could reduce the value of our technology and could impair our ability to compete. Any inability or failure by us to meaningfully protect our intellectual property could result in competitors offering products that incorporate our most technologically advanced features.

We have initiated and may continue to initiate legal proceedings to enforce our intellectual property rights. Litigation, whether we are a plaintiff or a defendant, can be expensive and time-consuming, may place our intellectual property at risk of being invalidated or narrowed in scope, and may divert the efforts of our technical staff and managerial personnel.

Enforcement of our intellectual property rights abroad, particularly in China and South America, is limited.

The intellectual property protection and enforcement regimes in certain countries outside the United States are generally not as comprehensive as in the United States, and may not adequately protect our intellectual property. The legal regimes relating to the recognition and enforcement of intellectual property rights in China and South America are particularly limited. Legal proceedings to enforce our intellectual property in these jurisdictions may progress slowly, during which time infringement may continue largely unimpeded. Countries that have relatively inefficient intellectual property protection and enforcement regimes represent a significant portion of the demand for our products. These factors may make it more challenging for us to enforce our intellectual property rights against infringement. The infringement of our intellectual property rights, particularly in these jurisdictions, may materially harm our business in these markets and elsewhere by reducing our sales, and diluting our brand or reputation.

Our contract manufacturers may not respect our intellectual property, and may produce products that compete with ours.

Our contract manufacturers operate in China, where the prosecution of intellectual property infringement and trade secret theft is more difficult than in the United States. In the past, our contract manufacturers, their affiliates, their other customers or their suppliers have attempted to participate in efforts to misappropriate our intellectual property and trade secrets to manufacture our products for themselves or others without our knowledge. Even if the agreements with our contract manufacturers, and applicable laws, prohibit them from misusing our intellectual property and trade secrets, we may be unsuccessful in monitoring and enforcing our intellectual property rights against them. We have in the past, and may continue to discover, counterfeit goods being sold as our products or as other brands.

We operate in an industry with extensive intellectual property litigation.

Our commercial success depends in part upon us and our component suppliers not infringing intellectual property rights owned by others, and being able to resolve intellectual property claims without major financial expenditures. Our key component suppliers are often targets of intellectual property claims, and we are subject to claims as well.

There are numerous patents and patent applications in the United States and other countries relating to communications technologies. It can be difficult or impossible to conduct meaningful searches for patents relating to our technologies, or to approach third parties to seek a license to their patents. Even extensive searches for patents that may be relevant to our products may not uncover all relevant patents and patent applications. Because of the existence of a large number of patents in the networking field, the secrecy of some pending patents, and the rapid rate of issuance of new patents, it is not economically practical or even possible to determine in advance whether a product or any of its components infringes or will infringe on the patent rights of others. The asserted claims and/or initiated litigation can include claims against us or our manufacturers, suppliers, or customers, alleging infringement of their proprietary rights with respect to our existing or future products or components of those products. Regardless of the merit of these claims, they can be time-consuming, result in costly litigation and diversion of technical and management personnel, or require us to develop a non-infringing technology or enter into license agreements. Where claims are made by customers, resistance even to unmeritorious claims could damage customer relationships.

We cannot determine with certainty whether any existing or future third party intellectual property rights would require us to alter our technologies, obtain licenses or cease certain activities. There can be no assurance that licenses will be available on acceptable terms and conditions, if at all, or that our suppliers will indemnify us, or that any indemnification will be adequate to cover our costs if a claim were brought directly against us or our customers. Furthermore, because of the potential for high court awards that are not necessarily predictable, it is not unusual to find even arguably unmeritorious claims settled for significant amounts.

We have received, and may in the future receive, claims from third parties, including competitors and non-practicing entities, asserting intellectual property infringement and other related claims. We expect to continue to receive such intellectual property claims in the future. As our revenues grow and our profile increases, the frequency and significance of these claims may increase.

Whether or not there is merit to a given claim, it can be time consuming and costly to defend against, and could:

- adversely affect our relationships with our current or future users, customers and suppliers;
- cause delays or stoppages in the shipment of our products;
- cause us to modify or redesign our products;
- cause us to rebrand our products or services;
- subject us to a temporary or permanent injunction;
- divert management's attention and resources;
- subject us to significant damages or settlements;
- cause us to give up some of our intellectual property;
- require us to enter into costly licensing agreements; or
- require us to cease offering certain of our products or services.

Some of our competitors may have substantially greater resources than we do and may be able to sustain the costs of complex intellectual property litigation to a greater degree and for longer periods of time than we could. In addition, patent holding companies and other third-party non-practicing entities that focus on extracting royalties and settlements by enforcing patent rights may target our component suppliers, manufacturers, us, our distributors, members of our sales channels, our network operators and service providers, or other purchasers of our products. These companies typically have little or no product revenues and therefore our patents may provide little or no deterrence against such companies filing patent infringement lawsuits against our component suppliers, manufacturers, us, our distributors, members of our sales channels, network operators and service providers, or other purchasers of our products.

In addition to liability for monetary damages against us or, in certain circumstances, the end users of our products, we may be prohibited from developing, commercializing or continuing to provide certain of our products unless we obtain licenses from the holders of the patents or other intellectual property rights. We cannot assure you that we will be able to obtain any such licenses on commercially reasonable terms, or at all. If we do not obtain licenses, our business, operating results and financial condition could be materially affected and we could, for example, be required to cease offering our products or be required to materially alter our products, which could involve substantial costs and time to develop.

The production of counterfeit versions of our products may reduce our sales levels and damage our brand.

We have in the past and continue to discover counterfeit versions of our products. Although we have taken steps to combat counterfeiting, it is difficult or impossible to detect or prevent all instances of counterfeiting. Particularly if the quality of counterfeit products is poor, damage could be done to our brand. Combating counterfeiting is difficult and expensive, and may not be successful, especially in countries that have a relatively weak legal regime for the protection of intellectual property.

We use open source software in our products that may subject source code to public release or require us to re-engineer our products.

We use open source software in certain of our products, and may use more open source software in the future.

There have been claims challenging the ownership of software against companies that use open source software in the development of their products. We could become subject to claims regarding the ownership of what we believe to be our proprietary software.

Usage of open source software can also lead to greater risks than the use of third party commercial software, since open source licensors generally do not provide warranties or controls on origin of the software.

Some open source licenses contain requirements that users make available and license the source code for the modifications or derivative works that they create based upon the open source software. If we combine our proprietary software with open source software we could, in some circumstances, be required to release our proprietary source code publicly or license such

source code on unfavorable terms or at no cost. That could significantly diminish the value of some of our products and negatively affect our business.

Risks Related to Our Management and Structure

We may lose the services of our founder and Chief Executive Officer, Robert J. Pera, or other key personnel.

Our success and future growth depend on the skills, working relationships and continued services of our management team, and in particular our founder and Chief Executive Officer, Robert J. Pera. Our future performance may also depend on our ability to retain other key personnel. We do not maintain any significant key person insurance with regard to any of our personnel.

Our business model relies in part on leanly staffed, independent and efficient research and development teams. Our research and development teams are organized around small groups or individual contributors for a given platform, and there is little overlap in knowledge and responsibilities. In the event that we are unable to retain the services of any key contributors, we may be unable to bring our products or product improvements to market in a timely manner, if at all, due to disruption in our development activities.

Our future success also depends on our ability to attract, retain and motivate skilled personnel. All of our employees work for us on an at will basis. Competition for personnel is the industries we participate, particularly for persons with specialized experience in areas such as antenna design and radio frequency equipment. If we are unable to attract and retain the necessary personnel our business, operating results and financial condition could be materially adversely affected.

We may fail to manage our growth effectively and develop and implement appropriate control systems.

We have substantially expanded our business and operations in recent periods, including increases in the number of our distributors, contract manufacturers, headcount locations and facilities. This rapid expansion places a significant strain on our managerial, administrative, and operational resources. Our business model reflects our decision to operate with streamlined infrastructure, with lower support and administrative headcount. That may increase the risks associated with managing our growth, and we may not have sufficient internal resources to adapt or respond to unexpected challenges and compliance requirements.

Our profitability may decline as we expand into new product areas.

We receive a substantial majority of our revenues from the sale of outdoor wireless networking equipment and enterprise WLAN. As we expand into other products and services, such as video surveillance equipment, wireless backhaul, consumer electronics, and machine-to-machine communications, we may not be able to compete effectively with existing market participants and may not be able to realize a positive return on the investment we have made in these products or services. Entering these markets may result in increased product development costs, and our new products may have extended time to market relative to our current products. If our introduction of a new product is not successful, or if we are not able to achieve the revenues or margins we expect, our operating results may be harmed and we may not recover our product development and marketing expenditures.

We may also be required to add a traditional direct sales force and customer support personnel to market and support new or existing products, which would cause us to experience substantially lower product margins or increase our operating expenses. Adding a traditional direct sales force or customer support personnel could reduce our operating income and may not be successful.

Our operating expenses are increasing as we make expenditures to enhance and expand our operations.

Over the past several years, we have increased our expenditure on infrastructure to support our anticipated growth and as a result of our being a public company. We are continuing to make significant investments in information systems, hiring more administrative personnel, using more professional services and expanding our operations outside the United States. We intend to make additional investments in systems and personnel and continue to expand our operations to support anticipated growth in our business. As a result, we expect our operating expenses to increase.

In addition, we may need in the future to build a traditional direct sales force to market and sell our products or provide additional resources or cooperative funds to our distributors. Such changes to our existing sales model would likely result in higher selling, general and administrative expenses as a percentage of our revenues.

Compliance with conflict mineral disclosure requirements will create additional compliance cost and may create reputational challenges.

Pursuant to Section 1502 of the Dodd-Frank Act, United States publicly-traded companies are required to disclose use or potential use of certain minerals and their derivatives, including tantalum, tin, gold and tungsten, that are mined from the Democratic Republic of Congo and adjoining countries and deemed conflict minerals.

These requirements necessitate due diligence efforts to assess whether such minerals are used in our products in order to make the relevant required annual disclosures. There are, and will be, ongoing costs associated with complying with these recent disclosure requirements, including diligence to determine the sources of those minerals that may be used or necessary to the production of our products. We may face reputational challenges that could impact future sales if we determine that certain of our products contain minerals not determined to be conflict free or if we are unable to verify with sufficient accuracy the origins of all conflict minerals used in our products.

We rely on third-party software and services to conduct our enterprise resource planning, financial planning and analysis, and financial reporting. We also rely on third party software and service for our computing, storage, bandwidth, and other services. Any disruption of or interference with these services would negatively affect our operations and seriously harm our business.

We currently use NetSuite and other software and services to conduct our order management and financial processes. The availability of this service is essential to the management of our business. As we expand our operations, we expect to utilize additional systems and service providers that may also be essential to managing our business. Although the systems and services that we require are typically available from a number of providers, it is time consuming and costly to qualify and implement these relationships.

We rely on third party service providers, such as G-Suite, Google Cloud and Amazon Web Services, to provide distributed computing infrastructure platforms for business operations, or what is commonly referred to as a “cloud” computing service. Any transition of the cloud services currently provided by these service providers to another cloud provider would be difficult to implement and will cause us to incur significant time and expense. If our existing cloud service providers experience interruptions in service regularly or for a prolonged basis, or other similar issues, our business would be seriously harmed. Additionally, our existing cloud service providers have broad discretion to change and interpret its terms of service and other policies with respect to us, and they may take actions beyond our control that could harm our business.

Our ability to manage our business would suffer if one or more of our providers suffer an interruption in their business, or experience delays, disruptions or quality control problems in their operations, or we have to change or add additional systems and services. We may not be able to control the quality of the systems and services we receive from third party service providers, which could impair our financial reporting and may negatively impact our business operating results and financial condition.

Our debt levels could adversely affect our ability to raise additional capital to fund our operations or limit our ability to react to changes in our industry or the economy.

As of June 30, 2018, our balance outstanding under our Term Facility, under the Second Amended & Restated Credit Agreement, was \$487.5 million. As of June 30, 2018, we had no outstanding borrowing on our Revolving Facility, under the Second Amended & Restated Credit Agreement. In the future we may need to raise additional capital to fund our growth and operational goals. If additional financing is not available when required or on acceptable terms, we may not be able to expand our business, develop or enhance our products, take advantage of business opportunities or respond to competitive pressures, which could result in lower revenues and reduce the competitiveness of our products.

In addition, any potential debt level increases could have important consequences, including:

- requiring a substantial portion of cash flows from operations to be dedicated to the payment of principal and interest on our indebtedness, thereby reducing our ability to use our cash flows to fund our operations and capital expenditures, and pursue business opportunities;
- increasing our vulnerability to general industry and economic conditions;
- limiting our ability to make strategic acquisitions or causing us to make non-strategic divestitures;
- limiting our ability to obtain additional financing for working capital, capital expenditures, debt service requirements, acquisitions and general corporate or other purposes; and
- limiting our ability to adjust to changing market conditions and placing us at a competitive disadvantage compared to competitors who are less highly leveraged or have access to more capital.

If we are unable to integrate future acquisitions successfully, our business operating results and prospects could be harmed.

We may make acquisitions to improve or expand our product offerings. Our future acquisition strategy will depend on our ability to identify, negotiate, complete and integrate acquisitions. These transactions involve numerous risks, including:

- difficulties in integrating and managing the operations, technologies and products of the companies we acquire, particularly in light of our lean organizational structure;
- diversion of our management’s attention from normal daily operation of our business;

- our inability to maintain the key business relationships and the brand equity of the businesses we acquire;
- our inability to retain key personnel of the acquired business, particularly in light of the demands we place on individual contributors;
- uncertainty of entry into markets in which we have limited or no prior experience and in which competitors have stronger market positions;
- our dependence on unfamiliar affiliates and partners of the companies we acquire;
- insufficient revenues to offset our increased expenses associated with acquisitions;
- our responsibility for the liabilities of the businesses we acquire, including those which we may not anticipate; and
- our inability to maintain internal standards, controls, procedures and policies, particularly in light of our lean organizational structure.

We may be unable to secure the equity or debt funding necessary to finance future acquisitions on terms that are acceptable to us. Completing acquisitions could consume significant amounts of cash. If we finance acquisitions by issuing equity or convertible debt securities, our existing stockholders will likely experience dilution, and if we finance future acquisitions with debt funding, we will incur interest expense and may have to comply with covenants and secure that debt obligation with our assets.

Our Chief Executive Officer owns a majority of our stock.

Robert J. Pera, our founder, Chairman, and Chief Executive Officer, is able to exercise voting rights with respect to a majority of the voting power of our outstanding stock and therefore has the ability to control the outcome of matters submitted to our stockholders for approval, including the election of directors and any merger, consolidation, or sale of all or substantially all of our assets. This concentrated control could delay, defer, or prevent a change of control, merger, consolidation, or sale of all or substantially all of our assets that our other stockholders support, or conversely this concentrated control could result in the consummation of such a transaction that our other stockholders do not support. This concentrated control could also discourage certain potential investors from acquiring our common stock and might harm the trading price of our stock. In addition, Mr. Pera has the ability to control the management and major strategic investments of our company as a result of his position as our Chief Executive Officer and his ability to control the election or replacement of our directors. In the event of his death, the shares of our stock that Mr. Pera owns will be transferred to his successors. As a board member and officer, Mr. Pera owes a fiduciary duty to our stockholders and must act in good faith in a manner he reasonably believes to be in the best interests of our stockholders. As a stockholder, even a controlling stockholder, Mr. Pera is entitled to vote his shares in his own interests, which may not always be in the interests of our stockholders generally.

As of August 23, 2018, Mr. Pera beneficially owned 56,278,181 shares of our common stock. These shares are eligible for resale into the public market within the restrictions imposed by Rule 144 under the Securities Act of 1933. Sales of a significant amount of Mr. Pera's shares could adversely affect the market price for our common stock. Mr. Pera had informed us he has entered into arrangements under which he has pledged up to 25% of the shares of our common stock that he beneficially owns to secure loans with financial institutions. Mr. Pera had also indicated these loans have or will have various requirements to repay all or a portion of the loan upon the occurrence of various events, including when the price of the common stock goes below certain specified levels. Mr. Pera may need to sell shares of our common stock to meet these repayment requirements. Upon a default under one or more of these loans, the lender could sell the pledged shares into the market without limitation on volume or manner of sale. Sales of shares by Mr. Pera to reduce his loan balance or the lenders upon foreclosure are likely to adversely affect our stock price. Mr. Pera has also indicated to us that he may in the future from time to time pledge additional shares of common stock as collateral for margin or other loans, enter into derivative transactions based on the value of our common stock, dispose of shares of common stock, otherwise monetize shares of his common stock and/or engage in other transactions relating to shares of our common stock and/or other securities of the company. Any of these activities by Mr. Pera may adversely affect the price of our common stock. However, Mr. Pera has also indicated that he intends to continue to own at least a majority of our outstanding shares of common stock.

Risks Related to Regulatory, Legal and Tax Matters

We are subject to export control and economic sanctions laws in the United States and elsewhere which could impair our ability to compete in international markets and subject us to liability if we do not comply with applicable laws.

A substantial majority of our sales are into countries outside of the United States. Sales of our products into certain countries are restricted or prohibited under U.S. export control and economic sanctions laws. In addition, certain of our products incorporate encryption components that are subject to export control regulations.

In May 2011, we filed a self-disclosure statement with the U.S. Commerce Department, Bureau of Industry and Security's ("BIS") Office of Export Enforcement ("OEE") relating a review conducted by us regarding certain export transactions from 2008 through March 2011 in which products may have been later sold into Iran by third parties. In June 2011, we also filed a

self-disclosure statement with the U.S. Department of the Treasury's Office of Foreign Asset Control ("OFAC") regarding these compliance issues. We resolved the matters described in our self-disclosures with the BIS and OFAC, and have taken significant steps towards ensuring our compliance with export control regulations and embargoes. It is, however, possible that violations may occur in the future. If violations should occur in the future, the response of regulators may be more severe in light of prior compliance concerns.

In addition to U.S. export regulations, various other countries regulate the import of certain encryption technology and products, and these laws could limit our ability to distribute our products or our customers' ability to implement our products in those countries. Changes in our products or changes in export and import regulations may create delays in the introduction of our products in other countries, prevent our customers with international operations from deploying our products or, in some cases, prevent the transfer of our products to certain countries altogether. Any change in export or import regulations or related legislation, shift in approach to the enforcement or scope of existing regulations, or change in the countries, persons or technologies targeted by such regulations, could negatively impact our ability to sell our products to existing customers or the ability of our current and potential distributors, network operators and service providers outside the United States.

Even though we take precautions to prevent our products from being provided to targets of U.S. sanctions, our products, including our firmware updates, could be provided by our distributors, resellers and/or end users despite such precautions. Any such provision could have negative consequences, including government investigations, penalties and reputational harm. Our failure to obtain required import or export approval for our products could harm our international and domestic sales and adversely affect our revenue.

New regulations or changes in existing regulations related to our products may result in unanticipated burdens, costs and liabilities.

Products that involve electromagnetic emissions are subject to regulation in the United States and the other countries in which we do business. In the United States, various federal agencies including the Center for Devices and Radiological Health of the Food and Drug Administration, the Federal Communications Commission, the Occupational Safety and Health Administration and various state agencies have promulgated regulations that concern the use of electromagnetic emissions standards. Member countries of the EU and other countries have enacted similar standards concerning electrical safety and electromagnetic compatibility and emissions standards. If any of our products becomes subject to new regulations or if any of our products becomes specifically regulated by additional government entities, compliance with such regulations could become more burdensome, and we may be unable to ship our products or they may cost substantially more to produce, which would reduce our revenues and increase our cost of revenues.

Our failure to comply with U.S. and foreign laws related to privacy, data security, cybersecurity and data protection, such as the E.U. Data Protection Directive and China Cybersecurity Law, could adversely affect our financial condition, operating results, and our brand.

We are or may become subject to a variety of laws and regulations in the United States and abroad regarding privacy, data security, cybersecurity and data protection. These laws and regulations are continuously evolving and developing. The scope and interpretation of the laws that are or may be applicable to us are often uncertain and may be conflicting, particularly with respect to foreign laws.

In particular, there are numerous U.S. federal, state, and local laws and regulations and foreign laws and regulations regarding privacy and the collection, sharing, use, processing, disclosure, and protection of personal information and other user data. Such laws and regulations often have changes in scope, may be subject to differing interpretations, and may be inconsistent among different jurisdictions. For example, in April 2016, the E.U. Parliament approved a new data protection regulation, known as the General Data Protection Regulation ("GDPR"), which came into force on May 25, 2018. The GDPR includes operational requirements for companies that receive or process personal data of residents of the European Union that are different than those previously in place in the European Union, and that include significant penalties for non-compliance. Another example, in November 2016, the Standing Committee of China's National People's Congress passed China's first Cybersecurity Law ("CSL"), which took effect in June 2017. The CSL is the first Chinese law that systematically lays out the regulatory requirements on cybersecurity and data protection, subjecting many previously under-regulated or unregulated activities in cyberspace to government scrutiny. The costs of compliance with, and other burdens imposed by, the GDPR and CSL may limit the use and adoption of our products and services and could have an adverse impact on our business, operating results and financial condition.

We strive to comply with all applicable laws, policies, legal obligations, and industry codes of conduct relating to privacy, data security, cybersecurity and data protection. However, given that the scope, interpretation, and application of these laws and regulations are often uncertain and may be conflicting, it is possible that these obligations may be interpreted and applied in a manner that is inconsistent from one jurisdiction to another and may conflict with other rules or our practices. Any failure or perceived failure by us or third-party service-providers to comply with our privacy or security policies or privacy-related legal obligations, or any compromise of security that results in the unauthorized release or transfer of

personally identifiable information or other user data, may result in governmental enforcement actions, litigation, or negative publicity, and could have an adverse effect on our brand, operating results and financial condition.

Governments are continuing to focus on privacy, cybersecurity, data protection and data security and it is possible that new privacy or data security laws will be passed or existing laws will be amended in a way that is material to our business. Any significant change to applicable laws, regulations, or industry practices regarding our employees' and users' data could require us to modify our business, services and products features, possibly in a material manner, and may limit our ability to develop new products, services, and features. Although we have made efforts to design our policies, procedures, and systems to comply with the current requirements of applicable state, federal, and foreign laws, changes to applicable laws and regulations in this area could subject us to additional regulation and oversight, any of which could significantly increase our operating costs.

Government regulations designed to protect personal privacy may make it difficult for us to sell our products.

Our products may transmit and store personal information. The handling of such information is increasingly subject to regulations in numerous jurisdictions around the world. These regulations are typically intended to protect the privacy and security of personal information that is collected, stored and transmitted in or from the governing jurisdiction. In addition, because various foreign jurisdictions have different regulations concerning the storage and transmission of personal information, we may face unknown requirements that pose compliance challenges in new geographic markets that we seek to enter. Our efforts to protect the privacy of information may also fail if our encryption and security technology is inadequate or fails to operate as expected. The difficulties in complying with privacy and data protection regulations could subject us to costs, delayed product launches, liabilities or negative publicity that could impair our ability to maintain or expand our operations into some countries and therefore limit our future growth.

The vast majority of our products rely on the availability of specific unlicensed radio frequency spectrum.

The vast majority of our products operate in unlicensed radio frequency ("RF") spectrum, which is used by a wide range of devices such as cordless phones, baby monitors, and microwave ovens, and is becoming increasingly crowded. If such spectrum usage continues to increase through the proliferation of consumer electronics and products competitive with ours, and others, the resultant higher levels of clutter and interference in the frequency bands used by our products could decrease the usage by our products. Our business could be further harmed if currently unlicensed RF spectrum becomes subject to licensing in the United States or elsewhere. Network operators and service providers that use our products may be unable to obtain licenses for RF spectrum at reasonable prices or at all. Even if the unlicensed spectrum remains unlicensed, existing and new government regulations may require we make changes in our products. For example, to provide products for network operators and service providers who utilize unlicensed RF spectrum, we may be required to limit their ability to use our products in licensed RF spectrum. The operation of our products by network operators or service providers in the United States or elsewhere in a manner not in compliance with local law could result in fines, operational disruption, or harm to our reputation. In addition, if new spectrums, either licensed or unlicensed, are made available by government regulatory agencies for broadband wireless communication that may disrupt the competitive landscape of our industry and impact our business.

We could be adversely affected by unfavorable results in litigation.

We may be involved, from time to time, in a variety of claims, lawsuits, investigations, and proceedings relating to contractual disputes, intellectual property rights, employment matters, regulatory compliance matters, consumer or securities class-actions and other litigation matters relating to various claims that arise in the normal course of business and otherwise. It can be difficult or impossible to predict the outcome of legal proceedings with any degree of certainty, particularly given that laws may be ambiguous and factual findings can often be the result of incomplete evidence, opinions, varying standards of proof, and extraneous factors. Any such proceedings or matters may adversely affect how we operate the business, divert the attention of management from the operation of the business, have an adverse effect on our reputation, result in additional costs and adversely affect our results of operations. If one or more of the legal proceedings to which we may be or become a party are resolved against us, our results of operations and financial condition could be adversely affected.

We may become subject to warranty claims, product liability and product recalls.

We have received, and may in the future receive, warranty or product liability claims that may require us to make significant expenditures to defend these claims or pay damage awards. In the event of a successful warranty claim, we may also incur costs if we compensate the affected network operator or service provider. Such claims may require a significant amount of time and expense to resolve and defend against, and could also harm our reputation by calling into question the quality of our products. We also may incur costs and expenses relating to a recall of one or more of our products. The process of identifying recalled products that have been widely distributed may be lengthy and require significant resources and we may incur significant replacement costs, contract damage claims and harm to our reputation.

Our customers and the users of our products may expect us to indemnify them against claims for intellectual property infringement, defective products and other losses.

Our customers, users and other parties may expect us to indemnify them for losses incurred in connection with our products, including as a result of intellectual property infringement, defective products, and security vulnerabilities, even if our agreements with them do not require us to provide this indemnification. In some instances, we may decide to defend and indemnify them, irrespective of whether we believe that we have an obligation to do so. The expenses associated with providing indemnification can be substantial. We may also reject demands for indemnification, which may lead to disputes with a customer or other party and may negatively impact our relationships with them.

If we fail to maintain an effective system of internal controls, we may not be able to accurately report our financial condition or results of operations or safeguard our assets.

Effective internal controls over financial reporting are necessary for us to provide reliable financial reports and, together with other controls and procedures, are designed to prevent fraud. Any failure to implement required new or improved controls, or difficulties encountered in their implementation, could cause us to fail to meet our reporting obligations, and prevent us from producing accurate and timely financial statements to manage our business. If we fail to do so, our business could be negatively affected and our independent registered public accounting firm may be unable to attest to the fair presentation of our Consolidated Financial Statements included elsewhere in this Annual Report on Form 10-K in accordance with accounting principles generally accepted in the United States of America (“GAAP”) and the effectiveness of our internal control over financial reporting, as required by Section 404 of the Sarbanes-Oxley Act. If we cannot provide reliable financial reports and effectively prevent fraud, our reputation and operating results could be harmed. Even effective internal controls have inherent limitations, including the possibility of human error, the circumvention or overriding of controls, or fraud. Therefore, even effective internal controls can provide only reasonable assurance with respect to the preparation and fair presentation of financial statements. In addition, projections of any evaluation of effectiveness of internal control over financial reporting in future periods are subject to the risk that the control may become inadequate because of changes in conditions or a deterioration in the degree of compliance with the policies or procedures.

We have in the past and may in the future fail to maintain adequate internal controls. For example, as reported in the Annual Reports on Form 10-K for the years ended June 30, 2015 and 2016, management of the Company determined that the Company did not maintain an effective control environment, which contributed to three material weaknesses in internal control over financial reporting. As described in more detail in our Annual Report on Form 10-K for year ended June 30, 2017, under Item 9A. “Controls and Procedures”, the Company has completed the remediation efforts of such material weakness, completed testing of the controls to address such material weaknesses and concluded that the previously reported material weaknesses in internal controls over financial reporting have been satisfactorily remediated as of June 30, 2017. Any such failure (including any failure to implement new or improved controls, difficulties in the execution of such implementation or deterioration of our current control practices) may result in an inability to prevent fraud, or cause us to fail to meet our reporting obligations. Any such failures may cause a material adverse effect on our business and financial results, and investor confidence and the market price of our stock may be adversely affected.

Failure to comply with the FCPA and similar laws could subject us to penalties and other adverse consequences.

We face significant risks if we fail to comply with the Foreign Corrupt Practices Act (“FCPA”) of the United States and other laws (such as the U.K. Bribery Act of 2010) that prohibit improper payments or offers of payment to foreign governments and their officials and political parties by us and other business entities for the purpose of obtaining or retaining business. In many foreign countries, particularly in countries with developing economies, which represent our principal markets, it may be a local custom that businesses operating in such countries engage in business practices that are prohibited by the FCPA or other laws and regulations. Although we have implemented a company policy requiring our employees and consultants to comply with the FCPA and similar laws, there can be no assurance that all of our employees, and agents, as well as those companies to which we outsource certain of our business operations, will not take actions in violation of our policies, for which we may be ultimately held responsible. Any violation of FCPA or similar laws could result in severe criminal or civil sanctions and suspension or debarment from U.S. government contracting, which could have a material and adverse effect on our reputation, business, operating results and financial condition.

Our results could be adversely affected by unfavorable tax law changes, an unfavorable government review of our tax returns, or changes in our geographic earnings mix.

We are subject to periodic audits or other reviews by tax authorities in the jurisdictions in which we conduct our activities. Tax authorities could challenge our assertions with respect to how we have conducted our business operations as might result in a claim for larger tax payments from us, including, but not limited to, income and withholding taxes. The expense of defending and resolving such audits may be significant.

In the ordinary course of our business, there are many instances where the determination of tax implications is uncertain.

Our calculations of income taxes may be based on our interpretations of applicable tax laws in the jurisdictions in which we file. The final determination of our income tax liabilities may be materially different than what is reflected in our income tax provisions and accruals.

The legislative bodies in many jurisdictions regularly consider proposed legislation that, if adopted, could affect our tax rate in such jurisdictions, and the carrying value of our deferred tax assets or our tax liabilities. Multi-jurisdictional changes enacted in response to the guidelines provided by the Organization for Economic Cooperation and Development (OECD) to address base erosion and profit shifting ("BEPS"), and comprehensive U.S. tax reform that, among other things, changes certain U.S. tax rules impacting the way U.S. multinationals are taxed, increased tax uncertainty and may adversely impact our provision for income taxes.

As a global company, we conduct operations in multiple jurisdictions, and therefore our effective tax rate is influenced by the amounts of income and expense attributed to each such jurisdiction and the amount and type of presence in each such jurisdiction. If such amounts were to change so as to increase the amounts of our net income subject to taxation in higher tax jurisdictions, or if we were to increase our operations in jurisdictions assessing relatively higher tax rates, our effective tax rate could be adversely affected. Additionally, withholding taxes vary by jurisdiction and any changes to our operations in each jurisdiction could result in greater taxation to the company. A number of factors may affect our future effective tax rates including, but not limited to:

- the interpretation of country-by-country reports and outcome of discussions with various tax authorities regarding intercompany transfer pricing arrangements;
- changes that involve Ubiquiti's supply chain outside of the United States;
- changes in the composition of earnings in countries or states with differing tax rates;
- the resolution of issues arising from tax audits with various tax authorities,
- changes to tax laws regarding R&D tax credits;
- changes in stock-based compensation; and
- changes in tax law and/or generally accepted accounting principles;

From time to time the United States, foreign and state governments make substantive changes to tax rules and the application of rules to companies which may impact our ability to defer taxes on international earnings. We regularly assess the likelihood of favorable or unfavorable outcomes resulting from examinations to determine the adequacy of our provision for income taxes. Although we believe our tax estimates are reasonable, there can be no assurance that any final determination will not be materially different than the treatment reflected in our historical income tax provisions and accruals, which could materially and adversely affect our business, operating results and financial condition.

Changes in applicable tax regulations could negatively affect our financial results.

On December 22, 2017, the U.S. government enacted comprehensive tax legislation commonly referred to as the Tax Cuts and Jobs Act (the "2017 Tax Act"). The 2017 Tax Act significantly changes the taxation of U.S.-based multinational corporations, by, among other things, reducing the U.S. corporate income tax rate, changing rules regarding the use and carrying of net operating losses, adopting elements of a territorial tax system, assessing a one-time transition tax under revised Section 965 of the Internal Revenue Code on earnings of certain foreign subsidiaries that were previously tax deferred (the "Transition Tax"), imposing a new minimum tax if deductible payments to foreign affiliates exceed a certain threshold, and creating new taxes on certain foreign-sourced earnings. The changes included in the 2017 Tax Act are broad and complex. The 2017 Tax Act is also unclear in some respects and will require interpretations and implementing regulations from the U.S. Treasury and Internal Revenue Service, as well as state tax authorities, and the legislation could be subject to potential amendments and technical corrections, any of which could lessen or increase certain adverse impacts of the legislation. The final transition impacts of the 2017 Tax Act may differ from the estimates provided elsewhere in this report, possibly materially, due to, among other things, changes in interpretations of the Tax Act, any legislative action to address questions that arise because of the Tax Act, any changes in accounting standards for income taxes or related interpretations in response to the 2017 Tax Act, or any updates or changes to estimates the Company has utilized to calculate the transition impacts.

As we have a June 30 fiscal year-end, the lower corporate income tax rate will be phased in, resulting in a U.S. federal statutory blended rate of 28% for our fiscal year ending June 30, 2018, and 21% for subsequent fiscal years. In addition, the reduction of the U.S. corporate tax rate caused us to adjust our U.S. deferred tax assets and liabilities to the lower federal base rate of 21%

A significant portion of our earnings are earned by our subsidiaries outside the U.S. Changes to the taxation of certain foreign earnings resulting from the 2017 Tax Act, along with the state tax impact of these changes and potential future cash distributions, may have an adverse effect on our effective tax rate. Furthermore, changes to the taxation of undistributed foreign earnings could change our future intentions regarding reinvestment of such earnings. We are continuing to evaluate the overall impact of the 2017 Tax Act on our operations and U.S. federal income tax position. There can be no assurance that changes in

the 2017 Tax Act will not materially and adversely affect our effective tax rate, tax payments, financial condition and results of operations.

Item 1B. Unresolved Staff Comments

None.

Item 2. Properties

The Company's headquarters are located in New York, NY, which we lease through February, 28, 2021. In addition, we also lease office and building space around the world and within the facilities of certain suppliers for use as research and development facilities, business development and support offices, warehouses and logistics centers, and test facilities. The size and location of these properties change from time to time based on business requirements. For our research and development and business development and support personnel, we have leased offices in Taiwan, Lithuania, Latvia, Poland, India, the Czech Republic, Canada, the Netherlands and elsewhere, including various locations within China and the United States of America. We believe that our existing properties are in good condition and suitable for the conduct of our business.

Below are our material locations as of June 30, 2018 .

Location	Sq Ft	Lease expiration	Purpose
New York	6,400	2/28/2021	Corporate Office
Taiwan	52,000	3/31/2021	R & D and administration
Utah	72,000	6/30/2023	Warehouse
Utah	86,000	10/31/2023	Warehouse
Suzhou	93,000	6/16/2020	Manufacturing Facility

Item 3. Legal Proceedings

Information with respect to this item may be found in Note 8 in the Notes to Consolidated Financial Statements included under Part IV, Item 15 of this report.

Item 4. Mine Safety Disclosures

Not applicable.

PART II**Item 5. Market for Registrant's Common Equity, Related Stockholder Matters and Issuer Purchases of Equity Securities****Market Information**

Our shares of common stock are traded on the NASDAQ Global Select Market under the symbol "UBNT." The following table shows, for the periods indicated, the high and low intra-day sale prices for our common stock on the NASDAQ Global Select Market.

	Year Ended June 30, 2018			
	High		Low	
First Quarter	\$	67.80	\$	47.78
Second Quarter	\$	73.21	\$	54.75
Third Quarter	\$	82.30	\$	49.40
Fourth Quarter	\$	89.99	\$	68.38

	Year Ended June 30, 2017			
	High		Low	
First Quarter	\$	54.73	\$	37.06
Second Quarter	\$	59.43	\$	48.25
Third Quarter	\$	64.62	\$	46.49
Fourth Quarter	\$	53.27	\$	45.71

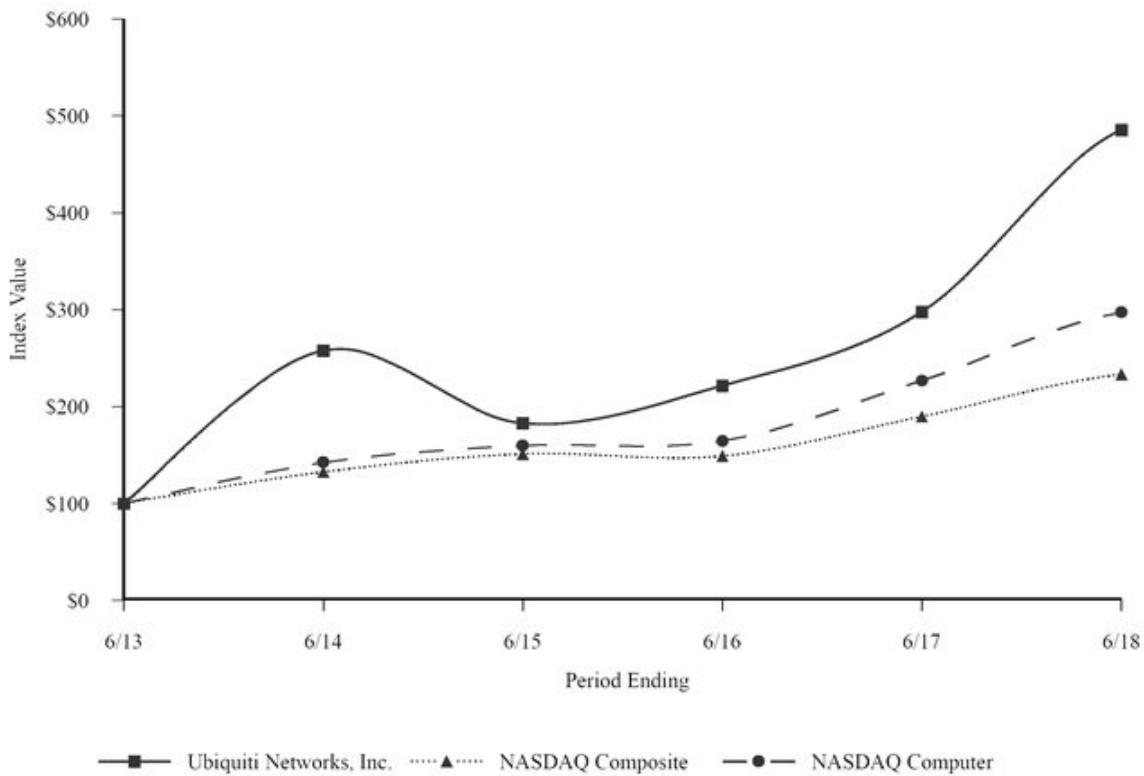
As of August 22, 2018, the number of record holders of our common stock was 8. Because most of our shares are held by brokers and other institutions on behalf of stockholders, we are unable to estimate the total number of beneficial stockholders represented by these record holders.

Stock Performance Graph

The following graph compares the cumulative total stockholder return for our common stock from June 30, 2013 to June 30, 2018, with the comparable cumulative return of the NASDAQ Composite Index and the NASDAQ Computer Index. The graph assumes that \$100 was invested on June 30, 2013 in our common stock, the NASDAQ Composite Index and the NASDAQ Computer Index and assumes reinvestment of any dividends. The stock price performance on the following graph is not necessarily indicative of future stock price performance. This performance graph shall not be deemed "filed" for purposes of Section 18 of the Securities Exchange Act of 1934, as amended (the "Exchange Act"), or incorporated by reference into any of our filings under the Securities Act of 1933, as amended, or the Exchange Act, except as shall be expressly set forth by specific reference in such filing.

COMPARISON OF CUMULATIVE TOTAL RETURN*

Among Ubiquiti Networks, Inc., the NASDAQ Composite Index, and the NASDAQ Computer Index



*100 invested on 6/30/13 in stock or index, including reinvestments of dividends. Fiscal year ending June 30.

Issuer Purchases of Equity Securities

On March 13, 2018, the Board of Directors of the Company approved a \$200 million stock repurchase program (the "March Repurchase Program"). Under the March Repurchase Program, the Company is authorized to repurchase up to \$200 million of its common stock. As of March 31, 2018, under the March Repurchase Program, the Company repurchased and retired 757,219 shares of common stock at an average price of \$69.48 for an aggregate amount of \$52.6 million. This included unpaid stock repurchases of \$22.0 million relating to repurchases executed on or prior to March 31, 2018 for trades settled in the fourth quarter of fiscal 2018.

On May 8, 2018, the Board of Directors of the Company approved a new \$200 million stock repurchase program (the "May Repurchase Program"). Under the May Repurchase Program, the Company is authorized to repurchase up to an additional \$200 million of its common stock, along with the remaining balance under March Repurchase Program. During the fourth quarter of fiscal 2018, the Company repurchased and retired 586,924 shares of common stock at an average price of \$70.11 for an aggregate amount of \$41 million. Both programs expire on June 30, 2019.

As of June 30, 2018, the Company had \$106.2 million and \$200.0 million available under the March Repurchase Program and May Repurchase Program, respectively.

[Table of Contents](#)

Common stock repurchase activity under the share repurchase program during the fourth quarter ended June 30, 2018 was as follows (in millions, except share and per share amounts):

Period	Total Number of Shares Purchased	Average Price Paid per Share	Total Number of Shares Purchased as Part of Publicly Announced Programs	Estimated Remaining Balance Available for Share Repurchases
April 1, 2018 - April 30, 2018	563,731	\$ 69.72	563,731	\$ 108.1
May 1, 2018 - May 31, 2018	23,193	\$ 79.44	23,193	\$ 306.2
June 1, 2018 - June 30, 2018	—	\$ —	—	\$ 306.2
Total	586,924	\$ 70.11	586,924	\$ 306.2

Dividends

There were no cash dividends paid on our shares of common stock during the fiscal years ended June 30, 2018 and 2017. The Company's Board of Directors declared \$0.25 per share cash dividend payable on September 10, 2018 to shareholders of record at the close of business on September 4, 2018. Any future dividends will be subject to the approval of the Company's Board of Directors.

Securities Authorized for Issuance under Equity Compensation Plans

Information regarding the securities authorized for issuance under our equity compensation plans can be found under Item 12 of this Annual Report on Form 10-K.

Unregistered Securities Sold During fiscal 2018

We did not sell any unregistered securities during fiscal 2018.

Item 6. Selected Financial Data

The selected consolidated statement of operations and comprehensive income data for the fiscal years ended June 30, 2018, 2017 and 2016 and the consolidated balance sheet data as of June 30, 2018 and 2017 are derived from our audited consolidated financial statements included elsewhere in this report. The selected consolidated statement of operations and comprehensive income data for the fiscal years ended June 30, 2015 and 2014 and the consolidated balance sheet data as of June 30, 2016, 2015 and 2014 are derived from our consolidated financial statements which are not included in this report. Historical results are not necessarily indicative of future results and should be read in conjunction with the section titled "Management's Discussion and Analysis of Financial Condition and Results of Operations" and the consolidated financial statements, related notes, and other financial information included in this report.

In thousands, except per share data	Years Ended June 30,				
	2018	2017	2016	2015	2014
Consolidated Statements of Operations and Comprehensive Income Data:					
Revenues	\$ 1,016,861	\$ 865,268	\$ 666,395	\$ 595,947	\$ 572,464
Cost of revenues ⁽¹⁾⁽²⁾⁽³⁾	573,289	469,560	341,600	333,760	318,997
Gross profit	443,572	395,708	324,795	262,187	253,467
Operating expenses:					
Research and development ⁽¹⁾	74,324	69,094	57,765	54,565	33,962
Sales, general and administrative ⁽¹⁾	43,121	36,853	33,269	21,607	23,560
Business e-mail compromise ("BEC")- (recovery)/ fraud	—	—	(8,294)	39,137	—
Total operating expenses	117,445	105,947	82,740	115,309	57,522
Income from operations	326,127	289,761	242,055	146,878	195,945
Interest expense and other, net	(11,985)	(4,737)	(2,115)	(1,130)	(1,334)
Income before income taxes	314,142	285,024	239,940	145,748	194,611
Provision for income taxes ⁽⁴⁾⁽⁵⁾	117,852	27,518	26,324	16,085	17,674
Net income and comprehensive income	\$ 196,290	\$ 257,506	\$ 213,616	\$ 129,663	\$ 176,937
Net income per share of common stock:					
Basic	\$ 2.54	\$ 3.16	\$ 2.53	\$ 1.47	\$ 2.02
Diluted	\$ 2.51	\$ 3.09	\$ 2.49	\$ 1.45	\$ 1.97
Weighted average shares used in computing net income per share of common stock:					
Basic	77,179	81,478	84,402	88,008	87,772
Diluted	78,331	83,252	85,784	89,569	89,715
Cash dividends paid per common share	\$ —	\$ —	\$ —	\$ 0.17	\$ —
⁽¹⁾ Includes stock-based compensation as follows					
Cost of revenues	\$ 360	\$ 264	\$ 448	\$ 601	\$ 590
Research and development	1,873	1,861	2,296	2,854	2,423
Sales, general and administrative	975	660	975	1,537	1,893
Total stock-based compensation	\$ 3,208	\$ 2,785	\$ 3,719	\$ 4,992	\$ 4,906
⁽²⁾ Includes purchase commitment termination fee	\$ —	\$ —	\$ —	\$ 5,500	\$ —
⁽³⁾ Includes a gain on reversal of change for an export compliance matter	\$ —	\$ —	\$ —	\$ —	\$ (1,121)
⁽⁴⁾ Includes the excess tax benefits resulting from the adoption of ASU 2016-09 Stock Compensation	\$ (29,091)	\$ (7,939)	\$ —	\$ —	\$ —
⁽⁵⁾ Includes Tax Reform Transition Tax	\$ 116,572	\$ —	\$ —	\$ —	\$ —

In thousands	June 30,				
	2018	2017	2016	2015	2014
Consolidated Balance Sheet Data:					
Cash and cash equivalents	\$ 666,681	\$ 604,198	\$ 551,031	\$ 446,401	\$ 347,097
Working capital	888,436	853,846	637,721	511,212	413,409
Total assets	1,022,577	972,711	747,108	599,372	475,315
Debt – short-term	24,425	14,743	10,993	9,743	(172)
Debt – long-term	460,352	241,821	191,564	86,557	71,590
Total stockholders' equity	315,748	601,764	440,376	422,154	335,264

Item 7. Management's Discussion and Analysis of Financial Condition and Results of Operations

Overview

The Company develops technology platforms for high-capacity distributed Internet access, unified information technology, and next-generation consumer electronics for home and personal use. We categorize our solutions in to three main categories: high performance networking technology for service providers, enterprises and consumers.

The majority of the Company's resources consist of entrepreneurial and de-centralized research and development ("R&D"). Ubiquiti does not employ a traditional direct sales force, but instead drives brand awareness through online reviews and publications, its website, its distributors and the company's user community where customers can interface directly with R&D, marketing, and support. Our technology platforms were designed from the ground up with a focus on delivering highly-

advanced and easily deployable solutions that appeal to a global customer base in underserved and underpenetrated markets. Our differentiated business model, we believe has enabled us to break down traditional barriers such as high product and network deployment costs and offer solutions with disruptive price-performance characteristics. We strive to offer solutions that provide an ecosystem which simplifies the users experience and the deployment process of additional hardware.

The Company maintains an industry leading financial profile by leveraging its unique business model. This differentiated business model, combined with our innovative, proprietary technologies, has resulted in an attractive alternative to traditional high touch, high cost providers, allowing us to advance the market adoption of our platforms for ubiquitous connectivity. As a result, our technology has enabled hundreds of millions of people throughout the world to stay connected.

We offer a broad and expanding portfolio of networking products and solutions for operator-owners of wireless internet services (WISP's), enterprises and smart homes. Our operator-owner service provider -product platforms provide carrier-class network infrastructure for fixed wireless broadband, wireless backhaul systems and routing and the related software for WISP's to easily control, track and bill their customers. Our enterprise product platforms provide wireless LAN (WLAN) infrastructure, video surveillance products, switching and routing solutions, security gateways, and other complimentary WLAN products along with a unique software platform, which enables users to control their network from one simple, easy to use software interface. Our consumer products, sold under the Ubiquiti Labs brand name, are targeted to the smart home and highly connected consumers. We believe that our products are highly differentiated due to our proprietary software protocol innovation, firmware expertise, and hardware design capabilities. This differentiation allows our portfolio to meet the demanding performance requirements of video, voice and data applications at prices that are a fraction of those offered by our competitors.

As a core part of our strategy, we have developed a differentiated business model for marketing and selling high volumes of carrier and enterprise-class communications platforms. Our business model is driven by a large, growing and highly engaged community of service providers, distributors, value added resellers, systems integrators and corporate IT professionals, which we refer to as the Ubiquiti Community. The Ubiquiti Community is a one element of our business strategy as it enables us to drive:

- **Rapid customer and community driven product development.** We have an active, loyal community built from our customers that we believe is a sustainable competitive advantage. Our solutions benefit from the active engagement between the Ubiquiti Community and our development engineers throughout the product development cycle, which eliminates long and expensive multistep internal processes and results in rapid introduction and adoption of our products. This approach significantly reduces our development costs and time to market.
- **Scalable sales and marketing model.** We do not maintain the traditional direct sales force as compared to some of our competitors, but instead utilize digital marketing and the Ubiquiti Community to drive market awareness and demand for our products and solutions. We believe this community-propagated viral marketing enables us to reach underserved and underpenetrated markets far more efficiently and cost-effectively than is possible through traditional sales models. Leveraging the information transparency of the Internet allows customers to research, evaluate and validate our solutions with the Ubiquiti Community and via third party web sites. This allows us to operate a scalable sales and marketing model and effectively create awareness of our brand and products.

By reducing the cost of development, sales, marketing and support we are able to offer innovative solutions with disruptive price performance characteristics to our customers.

Key Components of Our Results of Operations and Financial Condition

Revenues

We operate our business as one reportable and operating segment. Further information regarding Segments can be found in Note 12 to our Consolidated Financial Statements. Our revenues are derived principally from the sale of networking hardware and management tools. Because we have historically included it free of charge in many of our arrangements, we attribute a portion of our systems revenues to this implied post-contract customer support ("PCS").

We classify our revenues into two primary product categories: Service Provider Technology and Enterprise Technology.

- **Service Provider Technology** includes our airMAX, EdgeMAX, UFiber, and airFiber platforms, as well as embedded radio products and other 802.11 standard products including base stations, radios, backhaul equipment and CPE. Additionally, Service Provider Technology includes antennas and other products primarily in the 0.9 to 6.0 GHz spectrum and miscellaneous products such as mounting brackets, cables and power over Ethernet adapters.

- **Enterprise Technology** includes our UniFi and mFi platforms, including UniFi enterprise Wi-Fi, UniFi Video Products, UniFi switching and routing solutions. Enterprise Technology also includes AmpliFi products and revenues that are attributable to PCS.

We sell our products and solutions globally to service providers and enterprises primarily through our extensive network of distributors, and, to a lesser extent, direct customers. Sales to distributors accounted for 99% of our revenues in the year ended June 30, 2018 .

Cost of Revenues

Our cost of revenues is comprised primarily of the costs of procuring finished goods from our contract manufacturers and certain key components that we consign to certain of our contract manufacturers. In addition, cost of revenues includes labor and other costs associated with engineering, including salary, benefits and stock-based compensation in addition to costs associated with tooling, testing and quality assurance, warranty fees, logistics fees and excess and obsolete inventory reserves.

We operate a warehouse located in Utah and outsource other logistics warehousing and order fulfillment functions located primarily in China, and to a lesser extent, Poland. We also evaluate and utilize other vendors for various portions of our supply chain from time to time. Our operations organization consists of employees and consultants engaged in the management of our contract manufacturers, new product introduction activities, logistical support and engineering.

Gross Profit

Our gross profit has been, and may in the future be, influenced by several factors including changes in product mix, target end markets for our products, tariffs, pricing due to competitive pressure, production costs and global demand for electronic components. Although we procure and sell our products in U.S. dollars, our contract manufacturers incur many costs, including labor costs, in other currencies. To the extent that the exchange rates move unfavorably for our contract manufacturers, they may try to pass these additional costs on to us, which could have a material impact on our future average selling prices and unit costs. In June 2018, the Office of the United States Trade Representative announced new proposed tariffs for certain products imported into the U.S. from China. To the extent these tariffs are implemented, they may have a materially unfavorable impact on our gross margins.

Operating Expenses

We classify our operating expenses as research and development, sales, general and administrative expenses and expense related to the business email compromise fraud loss.

- *Research and development expenses* consist primarily of salary and benefit expenses, including stock-based compensation, for employees and costs for contractors engaged in research, design and development activities, as well as costs for prototypes, licensed or purchased intellectual property, facilities and travel. Over time, we expect our research and development costs to increase as we continue making significant investments in developing new products in addition to new versions of our existing products.
- *Sales, general and administrative expenses* include salary and benefit expenses, including stock-based compensation, for employees and costs for contractors engaged in sales, marketing and general and administrative activities, as well as the costs of legal expenses, trade shows, marketing programs, promotional materials, bad debt expense, professional services, facilities, general liability insurance and travel. As our product portfolio and targeted markets expand, we may need to employ different sales models, such as building a traditional direct sales force. These sales models would likely increase our costs. Over time, we expect our sales, general and administrative expenses to increase in absolute dollars due to continued growth in headcount, expansion of our efforts to register and defend trademarks and patents and to support our business and operations.

Deferred Revenues

We recognize revenues when persuasive evidence of an arrangement exists, delivery has occurred, the sales price is fixed or determinable and the collectability of the resulting receivable is reasonably assured. In cases where we lack evidence that all of these criteria have been met, we defer recognition of revenue.

Included in our deferred revenues is a portion related to PCS obligations that we estimate we will fulfill in the future. As of June 30, 2018 , and 2017 , we had deferred revenues of \$12.7 million and \$7.9 million , respectively, related to these obligations.

Provisions for Income Taxes

We use the asset and liability method to account for income taxes. Significant management judgment is required in determining the provision for income taxes, deferred tax assets and liabilities and any valuation allowance recorded against net

deferred tax assets. In preparing the consolidated financial statements, we are required to estimate income taxes in each of the jurisdictions in which we operate. The Company must assess such potential exposures and, where necessary, provide a reserve to cover any expected loss. To the extent that the Company establishes a reserve, its provision for income taxes would be increased. If the Company ultimately determines that payment of these amounts is unnecessary, it reverses the liability and recognizes a tax benefit during the period in which it determines that the liability is no longer necessary. The Company records an additional charge in its provision for taxes in the period in which it determines that tax liability is greater than its original estimate. The Company recognizes interest and penalties related to unrecognized tax benefits on the income tax expense line in the accompanying consolidated statement of operations.

In connection with our income tax provisions for fiscal year 2018, we have considered the guidance in SAB 118, which allows for the recording of provisional estimates related to the 2017 Tax Act, under ASC 740 when the determination of such amounts are not complete in the period of enactment. To the extent the Company's accounting for certain income tax effects of the 2017 Tax Act is incomplete but the Company was able to determine a reasonable estimate of such effects, we recorded a provisional tax estimate in the financial statements. The primary impact of the 2017 Tax Act in fiscal year 2018 is a reduction of the Company's federal statutory tax rate from 35% to 28% and taxation of the accumulated unremitted earnings of the Company's foreign subsidiaries ("Repatriation Tax"). For fiscal year ended June 30, 2018, our tax provisions estimates were impacted by \$116.6 million of net charges related to the 2017 Tax Act. The charges comprise of \$114.3 million in deemed repatriation tax and \$2.3 million for the remeasurement of deferred income taxes. For a discussion of the risks associated with changes in applicable tax regulations, see "Part I-Item 1A. Risk Factors-Risks Related to our Business and Industry- *Changes in applicable tax regulations could negatively affect our financial results.*"

Critical Accounting Policies

We prepare our consolidated financial statements in accordance with accounting principles generally accepted in the United States of America ("GAAP"). In many cases, the accounting treatment of a particular transaction is specifically dictated by GAAP and does not require management's judgment in its application. In other cases, management's judgment is required in selecting among available alternative accounting standards that provide for different accounting treatment for similar transactions. The preparation of consolidated financial statements also requires us to make estimates and assumptions that affect the amounts we report as assets, liabilities, revenues, costs and expenses and affect the related disclosures. We base our estimates on historical experience and other assumptions that we believe are reasonable under the circumstances. In many instances, we could reasonably use different accounting estimates, and in some instances, changes in the accounting estimates are reasonably likely to occur from period to period. Accordingly, our actual results could differ significantly from the estimates made by our management. To the extent that there are differences between our estimates and actual results, our future financial statement presentation, financial condition, results of operations and cash flows will be affected. We believe that the accounting policies discussed below are critical to understanding our historical and future performance, as these policies relate to the more significant areas involving management's judgments and estimates.

Recognition of Revenues

Revenues consist primarily of revenues from the sale of hardware and management tools, as well as the related implied PCS. We recognize revenues when persuasive evidence of an arrangement exists, delivery has occurred, the sales price is fixed or determinable and the collectability of the resulting receivable is reasonably assured. In cases where we lack evidence that collectability of the resulting receivable is reasonably assured, we defer recognition of revenue until the receipt of cash.

For our sales, evidence of the arrangement consists of an order from a customer. We consider delivery to have occurred once our products have been shipped and title and risk of loss have been transferred. For our sales, these criteria are met at the time the products are transferred to the customer's shipping agent. Our arrangements with majority of our customers do not include provisions for cancellation, returns, inventory swaps or refunds that materially impact recognized revenues.

We record amounts billed to distributors for shipping and handling costs as revenues. We classify shipping and handling costs incurred by us as cost of revenues. Deposit payments received from distributors in advance of recognition of revenues are included in current liabilities on our balance sheet and are recognized as revenues when all the criteria for recognition of revenues are met.

Our multi-element arrangements generally include two deliverables. The first deliverable is the hardware and software essential to the functionality of the hardware device delivered at the time of sale. The second deliverable is the implied right to PCS included with the purchase of certain products. PCS is the right to receive, on a when and if available basis, future unspecified software upgrades and features relating to the product's essential software as well as bug fixes, email and telephone support.

We use a hierarchy to determine the allocation of revenues to the deliverables. The hierarchy is as follows: (i) vendor-specific objective evidence of fair value ("VSOE"), (ii) third-party evidence of selling price ("TPE"), and (iii) best estimate of the selling price ("BESP").

[Table of Contents](#)

- (i) VSOE generally exists only when a company sells the deliverable separately and is the price actually charged by the company for that deliverable. Generally, we do not sell the deliverables separately and, as such, do not have VSOE.
- (ii) TPE can be substantiated by determining the price that other parties sell similar or substantially similar offerings. We do not believe that there is accessible TPE evidence for similar deliverables.
- (iii) BESP reflects our best estimates of what the selling prices of elements would be if they were sold regularly on a stand-alone basis. We believe that BESP is the most appropriate methodology for determining the allocation of revenues among the multiple elements.

We have allocated revenues between these two deliverables using the relative selling price method which is based on the BESP for all deliverables. Revenues allocated to the delivered hardware and the related essential software are recognized at the time of sale provided the other conditions for recognition of revenues have been met. Revenues allocated to the PCS are deferred and recognized on a straight-line basis over the estimated period for which services will be delivered to support each of these devices which, currently, is two years. All costs of revenues, including estimated warranty costs, are recognized at the time of sale. Costs for research and development and sales and marketing are expensed as incurred. If the estimated life of the hardware product should change, the future rate of amortization of the revenues allocated to PCS would also change.

Our process for determining BESP for deliverables involves multiple factors that may vary depending upon the unique facts and circumstances related to each deliverable. For PCS, we believe our network operators and service providers would be reluctant to pay for such services separately. This view is primarily based on the fact that unspecified upgrade rights do not obligate us to provide upgrades at a particular time or at all, and do not specify to network operators and service providers which upgrades or features will be delivered. We believe that the relatively low prices of our products and our network operators, and service providers' price sensitivity would add to their reluctance to pay for PCS. Therefore, we have concluded that if we were to sell PCS on a stand-alone basis, the selling price would be relatively low.

Key factors considered by us in developing the BESP for PCS include reviewing the activities of specific employees engaged in support and software development to determine the amount of time that is allocated to the development of the undelivered elements, determining the cost of this development effort, and then adding an appropriate level of gross profit to these costs.

Inventory and Inventory Valuation

The Company's inventories are primarily finished goods and, to a lesser extent, raw materials, which have been either consigned to the Company's contract manufacturers or are held by the Company. Inventories are stated at the lower of actual cost, computed using the first-in, first-out method, and Net Realizable Value (NRV). NRV is based upon an estimated average selling price reduced by the estimated costs of disposal. The determination of NRV involves numerous judgments including estimating average selling prices based upon recent sales, industry trends, existing customer orders, and seasonal factors. Should actual market conditions differ from the Company's estimates, future results of operations could be materially affected. The Company reduces the value of its inventory for estimated obsolescence or lack of marketability by the difference between the cost of the affected inventory and the estimated market value. Write-downs are not reversed until the related inventory has been subsequently sold or scrapped.

The valuation of inventory also requires the Company to estimate excess and obsolete inventory. The determination of excess or obsolete inventory is estimated based on a comparison of the quantity and cost of inventory on hand to the Company's forecast of customer demand. Customer demand is dependent on many factors and requires the Company to use significant judgment in our forecasting process. The Company also makes assumptions regarding the rate at which new products will be accepted in the marketplace and at which customers will transition from older products to newer products. If actual market conditions are less favorable than those projected by management, additional inventory write-downs may be required, which would have a negative impact on the Company's gross margin. If the Company ultimately sells inventory that has been previously written down, the Company's gross margins in future periods would be positively impacted.

The Company capitalizes manufacturing overhead expenditures as part of inventory costs. Capitalized costs primarily include management's best estimate of the direct labor and materials costs incurred related to inventory acquired or produced but not sold during the respective period. Manufacturing overhead costs are capitalized to inventory and are recognized as cost of revenues in the following quarter, consistent with the Company's historical inventory turnover.

Income Taxes

We account for income taxes by recognizing deferred tax assets and liabilities for the expected future tax consequences of events that have been included in our financial statements or tax returns. Deferred tax assets and liabilities are determined based on the temporary differences between the financial statement carrying amounts of existing assets and liabilities and their respective tax bases. Deferred tax assets and liabilities are measured using enacted tax rates expected to apply to taxable

income in the years in which those temporary differences are expected to be recovered or settled. We establish valuation allowances when necessary to reduce deferred tax assets to the amount we expect to realize. The assessment of whether or not a valuation allowance is required often requires significant judgment including current operating results, the forecast of future taxable income and ongoing prudent and feasible tax planning initiatives.

In addition, our calculation of our tax liabilities involves dealing with uncertainties in the application of complex tax laws. We may be subject to income tax audits in each of the jurisdictions in which we operate and, as a result, must also assess exposures to any potential issues arising from current or future audits of current and prior years' tax returns. Accordingly, we must assess such potential exposures and, where necessary, provide a reserve to cover any expected loss. To the extent that we establish a reserve, our provision for income taxes would be increased. We review our potential liabilities periodically and, if necessary, record an additional charge in our provision for taxes in the period in which we determine that tax liability is greater than our original estimate. If we ultimately determine that payment of these amounts is unnecessary, we reverse the liability and recognize a tax benefit during the period in which we determine that the liability is no longer necessary.

Results of Operations

Comparison of Years Ended June 30, 2018 and 2017

	Years Ended June 30,			
	2018		2017	
	(In thousands, except percentages)			
Revenues	\$ 1,016,861	100%	\$ 865,268	100%
Cost of revenues ⁽¹⁾	573,289	56%	469,560	54%
Gross profit	443,572	44%	395,708	46%
Operating expenses:				
Research and development ⁽¹⁾	74,324	7%	69,094	8%
Sales, general and administrative ⁽¹⁾	43,121	4%	36,853	4%
Total operating expenses	117,445	11%	105,947	12%
Income from operations	326,127	32%	289,761	33%
Interest expense and other, net	(11,985)	*	(4,737)	*
Income before income taxes	314,142	31%	285,024	33%
Provision for income taxes ⁽²⁾⁽³⁾	117,852	12%	27,518	3%
Net income and comprehensive income	\$ 196,290	19%	\$ 257,506	30%
* Less than 1%				
(1) Includes stock-based compensation as follows				
Cost of revenues	\$ 360		\$ 264	
Research and development	1,873		1,861	
Sales, general and administrative	975		660	
Total stock-based compensation	\$ 3,208		\$ 2,785	
(2) Includes the excess tax benefits resulting from the adoption of ASU 2016-09 Stock Compensation	\$ (29,091)		\$ (7,939)	
(3) Includes 2017 Tax Act Transition Tax	\$ 116,572		\$ —	

Revenues

Revenues increased \$151.6 million, or 18%, from \$865.3 million in fiscal 2017 to \$1.0 billion in fiscal 2018. During fiscal year ended June 30, 2018, there were no material price changes in the Company's products sold. However, the Company continues to introduce new products which may have average selling price and margins different than our legacy products.

Revenues by Product Type

	Years Ended June 30,			
	2018		2017	
	(in thousands, except percentages)			
Service Provider Technology	\$ 446,600	44%	\$ 455,598	53%
Enterprise Technology	570,261	56%	409,670	47%
Total revenues	\$ 1,016,861	100%	\$ 865,268	100%

[Table of Contents](#)

Service Provider Technology revenues decreased \$9.0 million , or 2.0% , from \$455.6 million in fiscal 2017 , to \$446.6 million in fiscal 2018 , primarily due to decreased revenue in South America, Europe, the Middle East and Africa ("EMEA") and Asia Pacific, partially offset by an increase in North America.

Enterprise Technology revenues increased \$160.6 million , or 39% , from \$409.7 million in fiscal 2017 , to \$570.3 million in fiscal 2018, primarily due to product expansion and further adoption of our UniFi technology platform across all regions.

Revenues by Geography

We have determined the geographical distribution of our product revenues based on our customers' ship-to destinations. A majority of our sales are to distributors who in turn sell to resellers or directly to end customers, which may be in different countries than the initial ship-to destination. The following are our revenues by geography for fiscal 2018 and fiscal 2017

	Years Ended June 30,					
	2018		2017			
	(in thousands, except percentages)					
North America ⁽¹⁾	\$	410,378	40%	\$	331,435	38%
South America		92,251	9%		105,511	12%
Europe, the Middle East and Africa ("EMEA")		411,388	41%		334,473	39%
Asia Pacific		102,844	10%		93,849	11%
Total revenues	\$	1,016,861	100%	\$	865,268	100%

(1) Revenue for the United States was \$390.6 million and \$315.0 million in fiscal 2018 and fiscal 2017 , respectively.

North America

Revenues in North America increased \$78.9 million , or 24% , from \$331.4 million in fiscal 2017 to \$410.4 million in fiscal 2018 . The year-over-year increase was primarily due to increased revenue from both our Enterprise Technology products and Service Provider Technology products.

South America

Revenues in South America decreased \$13.3 million , or 13% , from \$105.5 million in fiscal 2017 to \$92.3 million in fiscal 2018 . The year-over-year decrease was primarily due to decreased revenue from our Service Provider Technology products, partially offset by increased revenue in our Enterprise Technology products.

Europe, the Middle East, and Africa ("EMEA")

Revenues in EMEA increased \$76.9 million , or 23% , from \$334.5 million in fiscal 2017 to \$411.4 million in fiscal 2018 . The year-over-year increase was primarily due to increased revenue from our Enterprise Technology products, partially offset by decreased revenue in our Service Provider Technology products.

Asia Pacific

Revenues in the Asia Pacific region increased \$9.0 million , or 10% , from \$93.8 million in fiscal 2017 to \$102.8 million in fiscal 2018 . The year-over-year increase was primarily due to increased revenue from our Enterprise Technology products, partially offset by decreased revenue in our Service Provider Technology products.

Cost of Revenues and Gross Profit

Cost of revenues increased \$103.7 million , or 22% , from \$469.6 million in fiscal 2017 to \$573.3 million in fiscal 2018 . The increase in fiscal 2018 was primarily due to costs increases associated with an overall increase in revenues, including an increase in indirect costs, charges related to obsolete inventory and vendor deposits and loss on purchase commitments that were primarily associated with the Company's FrontRow consumer-oriented product. Due to the lower than expected sales performance of FrontRow, the Company determined it was no longer able to fully recover this inventory and other related commitments.

Gross profit margin decreased to 44% in fiscal 2018 from 46% in fiscal 2017 . The decrease was primarily due to a change in the mix of products sold, an increase in indirect costs, and charges related to provisions for obsolete inventory vendor deposits and a loss on purchase commitments recognized during fiscal 2018.

Operating Expenses

Research and Development

Research and development expenses increased \$5.2 million , or 8% , from \$69.1 million in fiscal 2017 to \$74.3 million in fiscal 2018 . As a percentage of revenues, research and development expenses decreased from 8% in fiscal 2017 to 7% in fiscal 2018 .

[Table of Contents](#)

The increase in R&D expense in absolute dollars, was primarily due to increases in headcount, and severance associated with terminations and development activities, partially offset by lower non-recurring engineering (NRE) expenses. We continue to increase headcount and development costs, which reflects the increased efforts to broaden our research and development activities to introduce new products and new versions of existing products.

Sales, General and Administrative

Sales, general and administrative expenses increased \$ 6.3 million , or 17% , from \$36.9 million in fiscal 2017 to \$43.1 million in fiscal 2018 . As a percentage of revenues, sales, general and administrative expenses remained flat at 4% for fiscal 2018 and fiscal 2017 .

The increase in sales, general and administrative expenses in absolute dollars was primarily related to professional fees and higher employer payroll taxes associated with tax withholding related to net share settlement of equity awards.

Provision for Income Taxes

Our provision for income taxes increased \$90.3 million from \$27.5 million for fiscal 2017 to \$117.9 million for fiscal 2018 . Our effective tax rate increased to 37.5% in fiscal 2018 as compared to 9.7% for fiscal 2017 . The higher effective tax rate in fiscal 2018 reflects \$116.6 million in net charges associated with the 2017 Tax Act. This included \$114.3 million provisional estimate of the mandatory Transition Tax expense and \$2.3 million of tax expense related to the remeasurement of deferred taxes at the lower tax rate during the period. These charges were partially offset by a tax benefit recognized in fiscal 2018 for \$29.1 million related to excess tax benefits from stock based compensation, as compared to \$7.9 million benefit recognized in fiscal 2017.

Comparison of Year Ended June 30, 2017 and 2016

	Years Ended June 30,					
	2017		2016			
	(In thousands, except percentages)					
Revenues	\$	865,268	100%	\$	666,395	100 %
Cost of revenues ⁽¹⁾⁽²⁾		469,560	54%		341,600	51 %
Gross profit		395,708	46%		324,795	49 %
Operating expenses:						
Research and development ⁽¹⁾		69,094	8%		57,765	9 %
Sales, general and administrative ⁽¹⁾		36,853	4%		33,269	5 %
Business e-mail compromise ("BEC") fraud (recovery)		—	—%		(8,294)	(1)%
Total operating expenses		105,947	12%		82,740	13 %
Income from operations		289,761	33%		242,055	36 %
Interest expense and other, net		(4,737)	*		(2,115)	*
Income before income taxes		285,024	33%		239,940	36 %
Provision for income taxes ⁽²⁾		27,518	3%		26,324	4 %
Net income and comprehensive income	\$	257,506	30%	\$	213,616	32 %

* Less than 1%

(1) Includes stock-based compensation as follows

Cost of revenues	\$	264	\$	448
Research and development		1,861		2,296
Sales, general and administrative		660		975
Total stock-based compensation	\$	2,785	\$	3,719

(2) Includes the excess tax benefits resulting from the adoption of ASU 2016-09 Stock Compensation

	\$	(7,939)	\$	—
--	----	---------	----	---

Revenues

Revenues increased \$198.9 million , or 30% , from \$666.4 million in fiscal 2016 to \$865.3 million in fiscal 2017 . The increase in revenues during fiscal 2017 was driven by increased adoption of our Enterprise Technologies products which represented 47% of our total revenue in fiscal 2017 and increased sales of new products offered to our Service Provider community, which represented 53% of our total revenue in fiscal 2017.

There were no material price changes in the Company's products sold during fiscal 2017.

Revenues by Product Type

	Years Ended June 30,			
	2017		2016	
	(in thousands, except percentages)			
Service Provider Technology	\$ 455,598	53%	\$ 418,346	63%
Enterprise Technology	409,670	47%	248,049	37%
Total revenues	\$ 865,268	100%	\$ 666,395	100%

Service Provider Technology revenues increased \$37.3 million , or 9% , during fiscal 2017 , primarily due to increased revenue for Service Provider Technology products in all regions except Europe, the Middle East, and Africa ("EMEA").

Enterprise Technology revenues increased \$161.6 million , or 65% , during fiscal 2017 , primarily due to product expansion and further adoption of our UniFi technology platform across all regions.

Revenues by Geography

We have determined the geographical distribution of our product revenues based on our customers' ship-to destinations. A majority of our sales are to distributors who in turn sell to resellers or directly to end customers, which may be different countries than the initial ship-to destination. The following are our revenues by geography for fiscal 2017 and fiscal 2016

	Years Ended June 30,			
	2017		2016	
	(in thousands, except percentages)			
North America ⁽¹⁾	\$ 331,435	38%	\$ 239,526	36%
South America	105,511	12%	85,036	13%
Europe, the Middle East and Africa ("EMEA")	334,473	39%	264,404	39%
Asia Pacific	93,849	11%	77,429	12%
Total revenues	\$ 865,268	100%	\$ 666,395	100%

(1) Revenue for the United States was \$315.0 million and \$225.6 million in fiscal 2017 and fiscal 2016 , respectively.

North America

Revenues in North America increased \$91.9 million , or 38% , from \$239.5 million in fiscal 2016 to \$331.4 million in fiscal 2017 . The year-over-year increase was due to increased adoption of both our Service Provider and Enterprise Technology products.

South America

Revenues in South America increased \$20.5 million , or 24% , from \$85.0 million in fiscal 2016 to \$105.5 million in fiscal 2017 . The year-over-year increase was due to increased adoption of both our Service Provider and Enterprise Technology products.

Europe, the Middle East, and Africa ("EMEA")

Revenues in EMEA increased \$70.1 million , or 27% , from \$264.4 million in fiscal 2016 to \$334.5 million in fiscal 2017 . The year-over-year increase was primarily due to increased adoption of our Enterprise Technology products, offset, in part, by a decline in Service Provider Technology products.

Asia Pacific

Revenues in the Asia Pacific region increased \$16.4 million , or 21% , from \$77.4 million in fiscal 2016 to \$93.8 million in fiscal 2017 . The year-over-year increase was due to increased adoption of our Enterprise Technology products.

Cost of Revenues and Gross Profit

Cost of revenues increased \$128.0 million , or 37% , from \$341.6 million in fiscal 2016 to \$469.6 million in fiscal 2017 . The increase in fiscal 2017 was primarily due to our overall increase in revenue and to a lesser extent, an increase in cost associated with fulfillment operations, warranty accruals and inventory reserves. Gross profit margin decreased to 46% in fiscal 2017 compared to 49% in fiscal 2016 , which was primarily due to change in mix of products sold, increased costs associated with fulfillment operations, increased inventory obsolescence charges and warranty accruals.

Operating Expenses*Research and Development*

Research and development expenses increased \$11.3 million , or 20% , from \$57.8 million in fiscal 2016 to \$69.1 million in fiscal 2017 .

As a percentage of revenues, research and development expenses decreased from 9% in fiscal 2016 to 8% in fiscal 2017 . The increase in R&D expense in absolute dollars, was primarily due to increase in headcount, development activities and higher non-recurring engineering (NRE) payments, which was partially offset by the \$2.5 million impairment charge for capitalized software development cost recognized in fiscal 2016. The increase in headcount and development cost reflects the increased efforts to broaden our research and development activities to introduce new products and new versions of existing products. As a percentage of revenue, R&D expense decreased primarily due to our overall increase in revenue.

Sales, General and Administrative

Sales, general and administrative expenses increased \$3.6 million , or 11% from \$33.3 million in fiscal 2016 to \$36.9 million in fiscal 2017 . As a percentage of revenues, sales, general and administrative expenses decreased to 4% in fiscal 2017 , compared to 5% in fiscal 2016 . The increase in sales, general and administrative expenses in absolute dollars was primarily due to an increase in headcount in the administrative function and business development organization, and the overall increases in business development initiatives, partially offset by lower cost for interim management and advisory services to remediate internal control weaknesses. As a percentage of revenue, sales, general and administrative expenses decreased primarily due to our overall increase in revenue.

Business e-mail compromise fraud (recovery) loss

In June 2015, we determined that we were the victim of criminal fraud known to law enforcement authorities as business e-mail compromise fraud which involved employee impersonation and fraudulent requests targeting our finance department. The fraud resulted in transfers of funds aggregating \$46.7 million held by a Company subsidiary incorporated in Hong Kong to other overseas accounts held by third parties. The Company recovered \$8.1 million in fiscal 2015 and recorded a charge of \$39.1 million in the fourth quarter of fiscal 2015, including additional expenses consisting of professional service fees associated with the fraud loss. In fiscal 2016, the Company recorded a net recovery of an additional \$8.3 million, comprised of an \$8.6 million recovery less \$0.3 million of professional service fees associated with the recovery.

The Company is continuing to pursue the recovery of the remaining \$30.0 million and is cooperating with U.S. federal and numerous overseas law enforcement authorities who are actively pursuing a multi-agency criminal investigation. However, any additional recoveries are likely remote and therefore cannot be assured.

Provision for Income Taxes

Our provision for income taxes increased \$1.2 million from \$26.3 million for fiscal 2016 to \$27.5 million for fiscal 2017 . Our effective tax rate decreased to 9.7% in fiscal 2017 as compared to 11.0% for fiscal 2016 . The effective tax rate decrease in fiscal 2017 was primarily due to tax benefit recognition as a result of the adoption of ASU 2016-09 of \$7.9 million.

Liquidity and Capital Resources**Sources and Uses of Cash**

Our operations primarily have been funded through cash generated by operations and the availability of additional funds, under the Facilities. In fiscal 2018 we generated \$322.9 million of free cash flow and used \$260.4 million for financing activities, which was primarily driven by stock repurchases. We had cash and cash equivalents of \$666.7 million , \$604.2 million and \$551.0 million at June 30, 2018 , 2017 and 2016 , respectively.

Consolidated Cash Flow Data

The following table sets forth the major components of our consolidated statements of cash flows data for the periods presented:

	Years Ended June 30,		
	2018	2017	2016
	(In thousands)		
Net cash provided by operating activities	\$ 332,047	\$ 112,036	\$ 197,508
Net cash (used in) investing activities	(9,115)	(7,232)	(6,248)
Net cash (used in) financing activities	(260,449)	(51,637)	(86,630)
Net increase in cash and cash equivalents	<u>\$ 62,483</u>	<u>\$ 53,167</u>	<u>\$ 104,630</u>

Cash Flows from Operating Activities

Net cash provided by operating activities in fiscal 2018 consisted primarily of net income of \$196.3 million , in addition to the changes in operating assets and liabilities that resulted in net cash inflows of \$105.6 million . This net change was primarily driven by inflows arising from a \$103.8 million increase in taxes payable primarily due to charges associated with the recent enactment of tax legislation, a \$36.0 million decrease in inventory and \$4.8 million decrease in vendor deposit, offset in part by \$34.0 million increase in accounts receivable due to overall higher revenues. Overall, cash inflows from operating activities were driven by our net income for the period, which included non-cash adjustments primarily due to stock-based compensation, depreciation and amortization, increases to our provision for inventory obsolescence, increases to our provision for loss on vendor deposits and purchase commitments, and decreases to our deferred taxes. The net of these non-cash adjustments resulted in an increase to our net cash provided by operating activities of \$30.2 million .

Net cash provided by operating activities in fiscal 2017 consisted primarily of net income of \$257.5 million partially offset by net changes in operating assets and liabilities that resulted in net cash outflows of \$157.1 million. These net changes consisted primarily of a \$87.0 million increase in inventory and \$22.7 million increase in vendor deposits, due to an increase in warehouse stock levels in order to better support customers, support new product releases and reduce lead times, a \$58.2 million increase in accounts receivable, offset in part by changes in operating assets and liabilities resulting in cash inflows, including a \$7.2 million increase in accounts payable and accrued liabilities due to timing of payments. Overall, cash inflow from operating activities were driven by our net income, which included non-cash adjustments due to stock-based compensation, depreciation and amortization, increases to our provision for inventory obsolescence, and a decrease to our provision for losses on deposits with our vendors. The net of these non-cash adjustments resulted in an increase of our net cash provided by operating activities of \$11.7 million.

Net cash provided by operating activities in fiscal 2016 consisted primarily of net income of \$213.6 million partially offset by net changes in operating assets and liabilities that resulted in net cash outflows of \$27.1 million. This net change was primarily driven by outflows arising from a \$20.0 million increase in inventory and a \$9.3 million increase in vendor deposits, a \$16.7 million increase in accounts receivable, offset in part by increases in various liabilities. Overall, cash inflows from operating activities were driven by our net income, which included non-cash adjustments due to stock-based compensation, depreciation and amortization, increases to our provision for inventory obsolescence, decreases to our provision for losses on deposits with our vendors, decreases in our allowance for doubtful accounts and taxes. The net of these non-cash adjustments resulted in an increase of our net cash provided by operating activities of \$11.0 million.

Cash Flows from Investing Activities

We used \$9.1 million of cash in investing activities during fiscal 2018 . Our investing activities consist of capital expenditures and purchases of intangible assets. Capital expenditures for fiscal 2018 , fiscal 2017 and fiscal 2016 were \$9.0 million , \$7.1 million , and \$5.9 million , respectively.

Cash Flows from Financing Activities

We used \$260.4 million of cash in financing activities during fiscal 2018 . During fiscal 2018, we generated \$230.3 million of net funds from borrowing and repayments under the Company's credit facilities throughout the year (including net borrowing and repayments under our Second Amended & Restated Credit Agreement), offset in part by financing cash outflows of \$445.0 million related to the repurchase of our common stock and \$40.6 million of cash outflows associated with tax withholding related to net share settlement of equity awards.

We used \$51.6 million of cash in financing activities during fiscal 2017 . During fiscal 2017 we paid \$105.2 million for repurchase of common stock. We also made principal repayments of \$11.3 million on our outstanding Term Facility and \$34.0 million on our Revolving Facility. These cash outflows were offset in part by financing cash inflows of \$99.0 million related to draws under our Revolving Facility.

We used \$86.6 million of cash in financing activities during fiscal 2016 , primarily driven by repurchasing \$193.5 million of our common stock. We also made repayments of \$10.0 million on our outstanding term loan debt and \$14.0 million on our outstanding revolving loans under the Amended Credit Agreement during fiscal 2016. These cash outflows were offset in part by financing cash inflows, including the draws made under the Revolving Facility totaling \$130.0 million .

Liquidity

We believe our existing cash and cash equivalents, cash provided by operations and the availability of additional funds, under the Facilities, will be sufficient to meet our working capital, future stock repurchases, dividends, and capital expenditure needs for the next twelve months. However, this estimate is based on a number of assumptions that may prove to be wrong and we could exhaust our available cash and cash equivalents earlier than presently anticipated. Our future capital requirements may vary materially from those currently planned and will depend on many factors, including our rate of revenue growth, the timing and extent of spending to support development efforts, the timing of new product introductions, market acceptance of our

products and overall economic conditions. As of June 30, 2018, we held \$105.4 million of our \$666.7 million of cash and cash equivalents in accounts of our subsidiaries outside of the U.S. As a result of the 2017 Tax Act passed in December 2017, we expect to have flexibility to repatriate foreign earnings without additional significant U.S. tax impact going forward beyond our existing Transition Tax liabilities. See Note 11 in our consolidated financial statements for additional information regarding our Transition Tax liabilities. For a discussion of the risks associated with changes in applicable tax regulations, see "Part I-Item 1A. Risk Factors-Risks Related to our Business and Industry- *Changes in applicable tax regulations could negatively affect our financial results.*"

Contractual Obligations and Off-Balance Sheet Arrangements

The following table summarizes our contractual obligations as of June 30, 2018 :

	Payments Due by Period				
	Year 1	1-3 Years	3-5 years	Over 5 years	Total
	(In thousands)				
Operating leases	\$ 7,324	\$ 11,150	\$ 3,166	\$ 314	\$ 21,954
Debt payment obligations	25,000	75,000	387,500	—	487,500
Interest and other payments on debt payment obligations	20,934	38,277	24,500	—	83,711
Purchase obligations	27,453	—	—	—	27,453
Repatriation Tax	12,617	17,687	17,687	66,327	114,318
Other obligations	435	—	—	—	435
Total	\$ 93,763	\$ 142,114	\$ 432,853	\$ 66,641	\$ 735,371

Operating Leases

The Company leases its headquarters in New York, NY and other locations worldwide under non-cancelable operating leases that expire at various dates through 2023.

Debt and Interest Payment Obligations

On January 17, 2018, Ubiquiti Networks, Inc., the Cayman Borrower and certain subsidiaries entered into an amended and restated credit agreement (the "Second Amended & Restated Credit Agreement") with Wells Fargo, the other financial institutions named as lenders therein, and Wells Fargo as administrative agent for the lenders, that provides for a \$400 million senior secured revolving credit facility (the "Revolving Facility") and a \$500 million senior secured term loan facility (the "Term Facility", together with the Revolving Facility, the "Facilities"), with an option to request increases in the amounts of such credit facilities by up to an additional \$300 million in the aggregate (any such increase to be in each lender's sole discretion). The maturity date of the Facilities is January 17, 2023.

The Second Amended & Restated Credit Agreement replaced the Company's existing \$425 million senior secured revolving facility and \$100 million senior secured term facility under the Amended Credit Agreement.

The Second Amended & Restated Credit Agreement requires the Company to maintain during the term of the Facilities (i) a maximum consolidated total leverage ratio of 3.25 to 1.00 and (ii) minimum liquidity of \$250.0 million, which can be satisfied with unrestricted cash and cash equivalents and up to \$50.0 million of availability under the Revolving Facility. Please see Note 7 of the Notes to the Consolidated Financial Statements for more information. We have calculated estimated interest payments for our debt based on the applicable rates and payments dates. Although our interest rates on our debt obligations may vary, we have assumed the most recent available interest rates for all years presented.

Purchase Obligations

We subcontract with third parties to manufacture our products. During the normal course of business, our contract manufacturers procure components and manufacture product based upon orders placed by us. If we cancel all or part of the orders, we may still be liable to the contract manufacturers for the cost of the components purchased by the subcontractors to manufacture our products. We periodically review the potential liability, and recorded \$3.7 million purchase obligation liability related to FrontRow. There have been no other significant liabilities for cancellations recorded for fiscal 2018. Our consolidated financial position and results of operations could be negatively impacted if we were required to compensate the contract manufacturers for any unrecorded liabilities incurred. The Company had inventory purchase obligations of \$26.1 million for finished goods and \$1.3 million for raw materials as of June 30, 2018. Additionally, we may be subject to additional purchase obligations for components ordered by our contract manufacturers based on manufacturing forecasts we provide them each month. We estimate the amount of these additional purchase obligation to range from \$130 million to \$200 million as of June 30, 2018, depending upon the timing of orders placed for these components by our manufacturers.

Transition Tax

The Company also had obligations of \$114.3 million as of June 30, 2018 , related to Transition Tax as further described in Note 11. These obligations are included within Income tax payable and Long-term taxes payable on our Consolidated Balance Sheets.

Other Obligations

We had other obligations of \$0.4 million as of June 30, 2018 , which consisted primarily of commitments related to tooling, research and development projects.

Unrecognized Tax Benefits

As of June 30, 2018 , we had \$29.1 million and an additional \$3.0 million for accrued interest, classified as non-current liabilities. At this time, we are unable to make a reasonably reliable estimate of the timing of payments in individual years in connection with these tax liabilities; therefore, such amounts are not included in the above contractual obligation table.

Warranties and Indemnifications

Our products are generally accompanied by a twelve-month warranty from date of purchase, which covers both parts and labor. Generally, the distributor is responsible for the freight costs associated with warranty returns, and we absorb the freight costs of replacing items under warranty. In accordance with the Financial Accounting Standards Board's ("FASB's"), Accounting Standards Codification ("ASC"), 450-20, Loss Contingencies, we record an accrual when we believe it is reasonably estimable and probable based upon historical experience. We record a provision for estimated future warranty work in cost of goods sold upon recognition of revenues, and we review the resulting accrual regularly and periodically adjust it to reflect changes in warranty estimates.

We have entered and may in the future enter into standard indemnification agreements with certain distributors as well as other business partners in the ordinary course of business. These agreements may include provisions for indemnifying the distributor, OEM or other business partner against any claim brought by a third-party to the extent any such claim alleges that a Ubiquiti product infringes a patent, copyright or trademark or violates any other proprietary rights of that third-party. The maximum amount of potential future indemnification is unlimited. The maximum potential amount of future payments we could be required to make under these indemnification agreements is not estimable.

We have agreed to indemnify our directors, officers and certain other employees for certain events or occurrences, subject to certain limits, while such persons are or were serving at our request in such capacity. We may terminate the indemnification agreements with these persons upon the termination of their services with us, but termination will not affect claims for indemnification related to events occurring prior to the effective date of termination. The maximum amount of potential future indemnification is unlimited. We have a Directors and Officers insurance policy that limits our potential exposure for our indemnification obligations to our directors, officers and certain other employees. We believe the fair value of these indemnification agreements is minimal. We had not recorded any liabilities for these agreements as of June 30, 2018 or 2017 .

Based upon our historical experience and information known as of the date of this report, we do not believe it is likely that we will have significant liability for the above indemnities as of June 30, 2018 .

Off-Balance Sheet Arrangements

As of June 30, 2018 and 2017 , we had no off-balance sheet arrangements other than those indemnification agreements described above.

Recent Accounting Pronouncements

For a discussion of recent accounting pronouncements, refer to Note 2 to the Consolidated Financial Statements.

Item 7A. Quantitative and Qualitative Disclosures about Market Risk

Interest Rate Sensitivity

We are exposed to interest rates risks primarily through borrowing under our credit facility. Interest on our borrowings is based on variable rates. Based on a sensitivity analysis, as of June 30, 2018 , an instantaneous and sustained 200-basis-point increase in interest rates affecting our floating rate debt obligations, and assuming that we take no counteractive measures, would result in an incremental charge to our income before income taxes of approximately \$9.8 million over the next twelve months.

We had cash and cash equivalents of \$666.7 million and \$604.2 million as of June 30, 2018 and 2017 , respectively. These amounts were held primarily in cash deposit accounts in U.S dollars. The fair value of our cash equivalents would not be significantly affected by either a 10% increase or decrease in interest rates due mainly to the short-term nature of these instruments.

Foreign Currency Risk

Our sales are denominated in U.S. dollars, and therefore, our revenues are not directly subject to foreign currency risk. Certain of our operating expenses are denominated in the currencies of the countries in which our operations are located, and may be subject to fluctuations due to changes in foreign currency exchange rates, particularly changes in the Chinese Yuan, Euro, and Taiwan Dollar. A 10% appreciation or depreciation in the value of the U.S. dollar relative to the other currencies in which our expenses are denominated would result in a charge or benefit to our income before income taxes of approximately \$4.0 million .

Item 8. Financial Statements and Supplementary Data

The response to this Item is submitted as a separate section of this Form 10-K. See Item 15.

Item 9. Changes in and Disagreements with Accountants on Accounting and Financial Disclosure

None.

Item 9A. Controls and Procedures

Evaluation of Disclosure Controls and Procedures

Management, with the participation of the Company's Chief Executive Officer and Chief Accounting Officer, evaluated the effectiveness of our disclosure controls and procedures as of June 30, 2018 . The term "disclosure controls and procedures," as defined in Rules 13a-15(e) and 15d-15(e) under the Securities Exchange Act of 1934, as amended (the "Exchange Act"), means controls and other procedures of a company that are designed to ensure that information required to be disclosed by a company in the reports that it files or submits under the Exchange Act is recorded, processed, summarized and reported, within the time periods specified in the SEC's rules and forms. Disclosure controls and procedures include, without limitation, controls and procedures designed to ensure that information required to be disclosed by a company in the reports that it files or submits under the Exchange Act is accumulated and communicated to the company's management, including its principal executive and principal financial officers, as appropriate to allow timely decisions regarding required disclosure. Management recognizes that any controls and procedures, no matter how well designed and operated, can provide only reasonable assurance of achieving their objectives. Based on the evaluation of our disclosure controls and procedures as of June 30, 2018 , our Chief Executive Officer and Chief Accounting Officer concluded that, as of such date, our disclosure controls and procedures were effective.

Management's Report on Internal Control over Financial Reporting

Our management is responsible for establishing and maintaining adequate internal control over financial reporting, as such term is defined in Exchange Act Rules 13a-15(f) and 15d-15(f). A company's internal control over financial reporting is a process designed by, or under the supervision of, its Chief Executive Officer and Chief Accounting Officer, and effected by such company's board of directors, management and other personnel to provide reasonable assurance regarding the reliability of financial reporting and the preparation of financial statements for external purposes in accordance with generally accepted accounting principles and includes those policies and procedures that:

- (i) pertain to the maintenance of records that, in reasonable detail, accurately and fairly reflect the transactions and dispositions of the assets of the company;
- (ii) provide reasonable assurance that transactions are recorded as necessary to permit preparation of financial statements in accordance with generally accepted accounting principles, and that receipts and expenditures of the company are being made only in accordance with authorizations of management and directors of the company; and
- (iii) provide reasonable assurance regarding prevention or timely detection of unauthorized acquisition, use, or disposition of the company's assets that could have a material effect on the financial statements.

Because of its inherent limitations, internal control over financial reporting may not prevent or detect misstatements. Also, projections of any evaluation of effectiveness to future periods are subject to the risk that controls may become inadequate because of changes in conditions, or that the degree of compliance with the policies or procedures may deteriorate. A material weakness is a deficiency, or a combination of deficiencies, in internal control over financial reporting, such that there is a reasonable possibility that a material misstatement of a company's annual or interim financial statements will not be prevented or detected on a timely basis.

Management, with the participation of our Chief Executive Officer and Chief Accounting Officer, has conducted an evaluation of the effectiveness of our internal control over financial reporting as of June 30, 2018 , based on the framework set forth in Internal Control-Integrated Framework (2013) issued by the Committee of Sponsoring Organizations of the Treadway Commission (COSO). Based on this assessment, management has concluded that the Company maintained effective internal control over financial reporting as of June 30, 2018 .

The effectiveness of our internal control over financial reporting as of June 30, 2018 has been audited by KPMG LLP, an independent registered public accounting firm, as stated in their report which appears herein.

Changes in Internal Control Over Financial Reporting

There were no changes in the Company’s internal control over financial reporting that occurred during the quarter ended June 30, 2018 , that materially affected, or that are reasonably likely to materially affect, our internal control over financial reporting.

Item 9B. Other Information

Not applicable.

PART III

Item 10. Directors and Executive Officers and Corporate Governance

The information required by this Item 10 is incorporated by reference to our Proxy Statement for the 2018 Annual Meeting of Stockholders (to be filed with the Securities and Exchange Commission within 120 days of our June 30, 2018 fiscal year end) under the headings “Election of Directors – Executive Officers and Directors,” “Corporate Governance,” and “Section 16(a) Beneficial Ownership Reporting Compliance.”

Item 11. Executive Compensation

The information required by this Item 11 is incorporated by reference to our Proxy Statement for the 2018 Annual Meeting of Stockholders (to be filed with the Securities and Exchange Commission within 120 days of our June 30, 2018 fiscal year end) under the headings “Executive Compensation”, “2017 Pay Ratio”, “Proposal One Election of Directors—Directors’ Compensation” and “Corporate Governance—Compensation Committee Interlocks and Insider Participation.”

Item 12. Security Ownership of Certain Beneficial Owners and Management and Related Stockholder Matters

The information required by this Item 12 with respect to security ownership of certain beneficial owners and management is incorporated by reference to our Proxy Statement for the 2018 Annual Meeting of Stockholders (to be filed with the Securities and Exchange Commission within 120 days of our June 30, 2018 fiscal year end) under the headings “Security Ownership of Certain Beneficial Owners and Management Related Stockholder Matters.”

Item 13. Certain Relationships and Related Transactions, and Director Independence

The information required by this Item 13 is incorporated by reference to our Proxy Statement for the 2018 Annual Meeting of Stockholders (to be filed with the Securities and Exchange Commission within 120 days of our June 30, 2018 fiscal year end) under the headings “Certain Relationships and Related Party Transactions” and “Corporate Governance—Committees of the Board of Directors.”

Item 14. Principal Accounting Fees and Services

The information required by this Item 14 is incorporated by reference to our Proxy Statement for the 2018 Annual Meeting of Stockholders (to be filed with the Securities and Exchange Commission within 120 days of our June 30, 2018 fiscal year end) under the headings “Proposal Two Ratification of the Appointment of Independent Registered Public Accounting Firm—Audit and Non-Audit Fees” and “Audit Committee Pre-Approval Policies.”

PART IV**Item 15. Exhibits, Financial Statement Schedules****(a) 1. Financial Statements**

The financial statements filed as part of this report are identified in the Index to Consolidated Financial Statements on page 54 of this Form 10-K.

2. Financial Statement Schedules

See Item 15(c) below.

3. Exhibits

See Item 15(b) below.

(b) Exhibits

The following exhibits are filed herewith or are incorporated by reference to exhibits previously filed with the Securities and Exchange Commission. Ubiquiti Networks, Inc. (the "Registrant") shall furnish copies of exhibits for a reasonable fee (covering the expense of furnishing copies) upon request.

Exhibit Number	Description	Incorporated by Reference from Form	Incorporated by Reference from Exhibit Number	Date Filed	Filed Herewith
3.1	Form of Third Amended and Restated Certificate of Incorporation of Ubiquiti Networks, Inc.	S-1	3.2	June 17, 2011	
3.2	Form of Amended and Restated Bylaws of Ubiquiti Networks, Inc.	S-1	3.4	June 17, 2011	
4.1	Specimen Common Stock Certificate of Ubiquiti Networks, Inc.	S-1	4.1	October 3, 2011	
4.2	Registration Agreement, dated March 2, 2010, between Ubiquiti Networks, Inc. and certain holders of Ubiquiti Networks, Inc.'s capital stock named therein.	S-1	4.2	June 17, 2011	
4.3	Investor Rights Agreement, dated as of March 2, 2010, between Ubiquiti Networks, Inc. and certain holders of Ubiquiti Networks, Inc.'s capital stock named therein.	S-1	4.3	June 17, 2011	
10.1	Form of Indemnification Agreement between Ubiquiti Networks, Inc. and its directors and officers.	S-1	10.1	October 3, 2011	
10.2#	Amended and Restated 2005 Equity Incentive Plan and forms of agreement thereunder.	S-1	10.2	June 17, 2011	
10.3#	Amended and Restated 2010 Equity Incentive Plan and forms of agreement thereunder.	S-1	10.3	June 17, 2011	
10.4#	Employment Agreement, dated as of February 10, 2011, between Ubiquiti Networks, Inc. and Benjamin Moore.	S-1	10.5	June 17, 2011	
10.5#	Employment Agreement, dated as of March 1, 2016, between Ubiquiti Networks, Inc. and Kevin Radigan.	10-K	10.6	August 22, 2016	
10.6	Jinyong Ji Investment Taiwan Lease, dated as of March 16, 2010, between Ubiquiti Networks, Inc. and Jinyong Ji Investment Co., Ltd.	S-1	10.1	June 17, 2011	

[Table of Contents](#)

Exhibit Number	Description	Incorporated by Reference from Form	Incorporated by Reference from Exhibit Number	Date Filed	Filed Herewith
10.7	Lease, dated as of July 9, 2010, between Ubiquiti Networks, Inc. and The Welsh Office Center LLC.	S-1	10.11	June 17, 2011	
10.8†	Amended Technology License Agreement, dated as of September 1, 2010, between Ubiquiti Networks, Inc. and Atheros Communications, Inc.	S-1	10.12	June 17, 2011	
10.9	Taiwan Lease, dated as of July 20, 2011, between Jin Yeoung Ji Co., Ltd. and Ubiquiti Networks International Limited, Taiwan Branch.	10-Q	10.15	November 14, 2011	
10.10	Credit Agreement, dated as of May 3, 2014, by and among Ubiquiti Networks, Inc. and Ubiquiti International Holding Company Limited, as Borrowers, the Lenders referred to therein, as Lenders and Wells Fargo Bank, National Associate, as Administration Agent	10-Q	10.1	May 9, 2014	
10.11	Amended and Restated Credit Agreement, dated as of March 3, 2015, by and among Ubiquiti Networks, Inc. and Ubiquiti International Holding Company Limited, as Borrowers, the Lenders referred to therein, as Lenders, and Wells Fargo Bank, National Association, as Administrative Agent.	8-K	10.1	March 6, 2015	
10.12	First Amendment dated as April 14, 2017, to Amended and Restated Credit Agreement, dated as of March 3, 2015, by and among Ubiquiti Networks, Inc. and Ubiquiti International Holding Company Limited, as borrowers, certain subsidiaries of the borrowers, as guarantors, the lenders and other financial institutions party thereto and Wells Fargo Bank, National Association, as administrative agent.	8-K	10.1	April 20, 2017	
10.13	Second Amendment, dated as of October 31, 2017, to Amended and Restated Credit Agreement, dated as of March 3, 2015, by and among Ubiquiti Networks, Inc. and Ubiquiti International Holding Company Limited, as borrowers, certain subsidiaries of borrowers, as guarantors, the lenders and other financial institutions party thereto and Wells Fargo Bank, National Associations, as administrative agent.	8-K	10.1	November 1, 2017	
10.14	Second Amended and Restated Credit Agreement, dated as of January 17, 2018, by and among Ubiquiti Networks, Inc. and Ubiquiti International Holding Company Limited, as borrowers, certain subsidiaries of borrowers, as guarantors, the lenders and other financial institutions party thereto and Wells Fargo Bank, National Associations, as administrative agent	8-K	10.1	January 23, 2018	

[Table of Contents](#)

Exhibit Number	Description	Incorporated by Reference from Form	Incorporated by Reference from Exhibit Number	Date Filed	Filed Herewith
10.15	First Amendment to Second Amended and Restated Credit Agreement and Joinder Agreement, dated as of June 29, 2018, by and among Ubiquiti Networks, Inc. and Ubiquiti International Holding Company Limited, an exempted company incorporated under the laws of Cayman Islands, certain subsidiaries of the borrower, as guarantors, the lenders and other financial institutions party thereto and Wells Fargo Bank, National Associations, as administrative agent.	10-K	10.1	August 24, 2018	X
10.16	Aircraft Lease Agreement between Ubiquiti Networks, Inc. and RJP Manageco LLP, dated November 13, 2013	10-Q	10.1	February 7, 2014	
21.1	List of subsidiaries of Ubiquiti Networks, Inc.				X
23.2	Consent of independent registered public accounting firm				X
23.1	Consent of independent registered public accounting firm				X
24.1	Power of Attorney (contained in the signature page to this Form 10-K)				X
31.1	Certification of Principal Executive Officer Required Under Rule 13a-14(a) and 15d-14(a) of the Securities Exchange Act of 1934, as amended.				X
31.2	Certification of Principal Financial Officer Required Under Rule 13a-14(a) and 15d-14(a) of the Securities Exchange Act of 1934, as amended.				X
32.1~	Certification of Principal Executive Officer and Principal Financial Officer Required Under Rule 13a-14(b) of the Securities Exchange Act of 1934, as amended, and 18 U.S.C. §1350.				X
101.INS	XBRL Instance Document				X
101.SCH	XBRL Taxonomy Schema Linkbase Document				X
101.CAL	XBRL Taxonomy Calculation Linkbase Document				X
101.DEF	XBRL Taxonomy Extension Definition Linkbase Document				X
101.LAB	XBRL Taxonomy Labels Linkbase Document				X
101.PRE	XBRL Taxonomy Presentation Linkbase Document				X

Management contracts or compensation plans or arrangements in which directors or executive officers are eligible to participate.

† Portions of the exhibit have been omitted pursuant to an order granted by the Securities and Exchange Commission for confidential treatment.

- ~ In accordance with Item 601(b)(32)(ii) of Regulation S-K and SEC Release No. 33-8238 and 34-47986, Final Rule: Management's Reports on Internal Control Over Financial Reporting and Certification of Disclosure in Exchange Act Periodic Reports, the certifications furnished in Exhibit 32.1 hereto are deemed to accompany this Form 10-K and will not be deemed "filed" for purposes of Section 18 of the Exchange Act. Such certifications will not be deemed to be incorporated by reference into any filings under the Securities Act or the Exchange Act, except to the extent that the registrant specifically incorporates it by reference.

(c) Financial Statement Schedules.

Schedules not listed above have been omitted because they are not applicable or required, or the information required to be set forth therein is included in the Consolidated Financial Statements or Notes thereto.

SIGNATURES

Pursuant to the requirements of Section 13 or 15(d) of the Securities Exchange Act of 1934, the registrant has duly caused this report to be signed on its behalf by the undersigned, thereunto duly authorized.

UBIQUITI NETWORKS, INC.

Dated: August 24, 2018

By: /s/ Robert J. Pera

Robert J. Pera

*Chief Executive Officer and Director
(Principal Executive Officer)*

Dated: August 24, 2018

By: /s/ Kevin Radigan

Kevin Radigan

*Chief Accounting Officer
(Principal Financial Officer)*

POWER OF ATTORNEY

KNOW ALL MEN BY THESE PRESENTS, that each person whose signature appears below constitutes and appoints Robert J. Pera and Kevin Radigan and each of them, his true and lawful attorneys-in-fact and agents, each with full power of substitution and resubstitution, for him and in his name, place and stead, in any and all capacities, to sign any and all amendments to this Annual Report on Form 10-K, and to file the same, with exhibits thereto and other documents in connection therewith, with the Securities and Exchange Commission granting unto said attorneys-in-fact and agents, and each of them, full power and authority to do and perform each and every act and thing requisite and necessary to be done, as fully to all intents and purposes as he might or could do in person, hereby ratifying and confirming all that each of said attorneys-in-fact and agents, or his substitute or substitutes may lawfully do or cause to be done by virtue hereof.

Pursuant to the requirements of the Securities Exchange Act of 1934, this report has been signed below by the following persons on behalf of the registrant and in the capacities and on the dates indicated.

<u>Signature</u>	<u>Title</u>	<u>Date</u>
<u>/s/ Robert J. Pera</u> Robert J. Pera	Chief Executive Officer and Director (Principal Executive Officer)	August 24, 2018
<u>/s/ Kevin Radigan</u> Kevin Radigan	Chief Accounting Officer (Principal Financial and Accounting Officer)	August 24, 2018
<u>/s/ Ronald A. Sege</u> Ronald A. Sege	Director	August 24, 2018
<u>/s/ Rafael Torres</u> Rafael Torres	Director	August 24, 2018
<u>/s/ Michael E. Hurlston</u> Michael E. Hurlston	Director	August 24, 2018

UBIQUITI NETWORKS, INC.
INDEX TO CONSOLIDATED FINANCIAL STATEMENTS

	<u>Page</u>
Report of Independent Registered Public Accounting Firm	55
Report of Independent Registered Public Accounting Firm	56
Consolidated Balance Sheets	57
Consolidated Statements of Operations and Comprehensive Income	58
Consolidated Statements of Stockholders' Equity	59
Consolidated Statements of Cash Flows	60
Notes to Consolidated Financial Statements	61

Report of Independent Registered Public Accounting Firm

To the Stockholders and Board of Directors
Ubiquiti Networks, Inc.:

Opinions on the Consolidated Financial Statements and Internal Control Over Financial Reporting

We have audited the accompanying consolidated balance sheets of Ubiquiti Networks, Inc. and subsidiaries (the Company) as of June 30, 2018 and 2017, the related consolidated statements of operations and comprehensive income, stockholders' equity, and cash flows for the years ended June 30, 2018 and 2017, and the related notes (collectively, the consolidated financial statements). We also have audited the Company's internal control over financial reporting as of June 30, 2018, based on criteria established in *Internal Control - Integrated Framework (2013)* issued by the Committee of Sponsoring Organizations of the Treadway Commission.

In our opinion, the consolidated financial statements referred to above present fairly, in all material respects, the financial position of the Company as of June 30, 2018 and 2017, and the results of its operations and its cash flows for the years ended June 30, 2018 and 2017 in conformity with U.S. generally accepted accounting principles. Also in our opinion, the Company maintained, in all material respects, effective internal control over financial reporting as of June 30, 2018, based on criteria established in *Internal Control - Integrated Framework (2013)* issued by the Committee of Sponsoring Organizations of the Treadway Commission.

Basis for Opinions

The Company's management is responsible for these consolidated financial statements, for maintaining effective internal control over financial reporting, and for its assessment of the effectiveness of internal control over financial reporting, included in the accompanying Management's Report on Internal Control Over Financial Reporting under Item 9A. Our responsibility is to express an opinion on the Company's consolidated financial statements and an opinion on the Company's internal control over financial reporting based on our audits. We are a public accounting firm registered with the Public Company Accounting Oversight Board (United States) (PCAOB) and are required to be independent with respect to the Company in accordance with the U.S. federal securities laws and the applicable rules and regulations of the Securities and Exchange Commission and the PCAOB.

We conducted our audits in accordance with the standards of the PCAOB. Those standards require that we plan and perform the audits to obtain reasonable assurance about whether the consolidated financial statements are free of material misstatement, whether due to error or fraud, and whether effective internal control over financial reporting was maintained in all material respects.

Our audits of the consolidated financial statements included performing procedures to assess the risks of material misstatement of the consolidated financial statements, whether due to error or fraud, and performing procedures that respond to those risks. Such procedures included examining, on a test basis, evidence regarding the amounts and disclosures in the consolidated financial statements. Our audits also included evaluating the accounting principles used and significant estimates made by management, as well as evaluating the overall presentation of the consolidated financial statements. Our audit of internal control over financial reporting included obtaining an understanding of internal control over financial reporting, assessing the risk that a material weakness exists, and testing and evaluating the design and operating effectiveness of internal control based on the assessed risk. Our audits also included performing such other procedures as we considered necessary in the circumstances. We believe that our audits provide a reasonable basis for our opinions.

Definition and Limitations of Internal Control Over Financial Reporting

A company's internal control over financial reporting is a process designed to provide reasonable assurance regarding the reliability of financial reporting and the preparation of financial statements for external purposes in accordance with generally accepted accounting principles. A company's internal control over financial reporting includes those policies and procedures that (1) pertain to the maintenance of records that, in reasonable detail, accurately and fairly reflect the transactions and dispositions of the assets of the company; (2) provide reasonable assurance that transactions are recorded as necessary to permit preparation of financial statements in accordance with generally accepted accounting principles, and that receipts and expenditures of the company are being made only in accordance with authorizations of management and directors of the company; and (3) provide reasonable assurance regarding prevention or timely detection of unauthorized acquisition, use, or disposition of the company's assets that could have a material effect on the financial statements.

Because of its inherent limitations, internal control over financial reporting may not prevent or detect misstatements. Also, projections of any evaluation of effectiveness to future periods are subject to the risk that controls may become inadequate because of changes in conditions, or that the degree of compliance with the policies or procedures may deteriorate.

/s/ KPMG LLP

We have served as the Company's auditor since 2016.

New York, New York
August 24, 2018

Report of Independent Registered Public Accounting Firm

To the Board of Directors and Stockholders of
Ubiquiti Networks, Inc.

In our opinion, the consolidated statements of operations and comprehensive income, of stockholders' equity and of cash flows for the year ended June 30, 2016 present fairly, in all material respects, the results of operations and cash flows of Ubiquiti Networks, Inc. and its subsidiaries for the year ended June 30, 2016, in conformity with accounting principles generally accepted in the United States of America. These financial statements are the responsibility of the Company's management. Our responsibility is to express an opinion on these financial statements based on our audit. We conducted our audit of these financial statements in accordance with the standards of the Public Company Accounting Oversight Board (United States). Those standards require that we plan and perform the audit to obtain reasonable assurance about whether the financial statements are free of material misstatement. An audit includes examining, on a test basis, evidence supporting the amounts and disclosures in the financial statements, assessing the accounting principles used and significant estimates made by management, and evaluating the overall financial statement presentation. We believe that our audit provides a reasonable basis for our opinion.

/s/ PricewaterhouseCoopers LLP

San Jose, California

August 22, 2016, except for the change in the manner in which the Company accounts for debt issuance costs, as to which the date is August 25, 2017.

UBIQUITI NETWORKS, INC.**Consolidated Balance Sheets
(In thousands, except share data)**

	June 30,	
	2018	2017
Assets		
Current assets:		
Cash and cash equivalents	\$ 666,681	\$ 604,198
Accounts receivable, net of allowance for doubtful accounts of \$453 and \$440 at June 30, 2018 and June 30, 2017 respectively	174,521	140,561
Inventories	102,220	142,048
Vendor deposits	39,029	54,082
Prepaid income taxes	—	2,419
Prepaid expenses and other current assets	18,901	9,026
Total current assets	<u>1,001,352</u>	<u>952,334</u>
Property and equipment, net	14,328	12,916
Long-term deferred tax assets	3,106	5,133
Other long-term assets	3,791	2,328
Total assets	<u>\$ 1,022,577</u>	<u>\$ 972,711</u>
Liabilities and Stockholders' Equity		
Current liabilities:		
Accounts payable	\$ 14,098	\$ 49,008
Income taxes payable	5,780	1,707
Debt - short-term	24,425	14,743
Other current liabilities	68,613	33,030
Total current liabilities	<u>112,916</u>	<u>98,488</u>
Long-term taxes payable	127,719	28,023
Debt - long-term	460,352	241,821
Other long-term liabilities	5,842	2,615
Total liabilities	<u>706,829</u>	<u>370,947</u>
Commitments and contingencies (Note 8)		
Stockholders' equity:		
Preferred stock—\$0.001 par value; 50,000,000 shares authorized; none issued	—	—
Common stock—\$0.001 par value; 500,000,000 shares authorized: 74,072,521 and 80,275,965 outstanding at June 30, 2018 and June 30, 2017, respectively	74	80
Additional paid-in capital	393	525
Retained earnings	315,281	601,159
Total stockholders' equity	<u>315,748</u>	<u>601,764</u>
Total liabilities and stockholders' equity	<u>\$ 1,022,577</u>	<u>\$ 972,711</u>

See notes to consolidated financial statements.

UBIQUITI NETWORKS, INC.
Consolidated Statements of Operations and Comprehensive Income
(In thousands, except per share amounts)

	Years Ended June 30,		
	2018	2017	2016
Revenues	\$ 1,016,861	\$ 865,268	\$ 666,395
Cost of revenues	573,289	469,560	341,600
Gross profit	443,572	395,708	324,795
Operating expenses:			
Research and development	74,324	69,094	57,765
Sales, general and administrative	43,121	36,853	33,269
Business e-mail compromise ("BEC") fraud (recovery)	—	—	(8,294)
Total operating expenses	117,445	105,947	82,740
Income from operations	326,127	289,761	242,055
Interest expense and other, net	(11,985)	(4,737)	(2,115)
Income before income taxes	314,142	285,024	239,940
Provision for income taxes	117,852	27,518	26,324
Net income and comprehensive income	\$ 196,290	\$ 257,506	\$ 213,616
Net income per share of common stock:			
Basic	\$ 2.54	\$ 3.16	\$ 2.53
Diluted	\$ 2.51	\$ 3.09	\$ 2.49
Weighted average shares used in computing net income per share of common stock:			
Basic	77,179	81,478	84,402
Diluted	78,331	83,252	85,784

See notes to consolidated financial statements.

UBIQUITI NETWORKS, INC.
CONSOLIDATED STATEMENTS OF STOCKHOLDERS' EQUITY
In thousands , except share data

	Common Stock		Additional Paid-In	Retained Earnings	Total Stockholders'
	Shares	Amount	Capital	Amount	Equity
Balances at June 30, 2015	87,413,777	\$ 87	\$ —	\$ 422,067	\$ 422,154
Net income and comprehensive income	—	—	—	213,616	213,616
Stock options exercised	171,263	—	1,106	—	1,106
Restricted stock units issued, net of tax withholdings	104,436	—	(1,223)	—	(1,223)
Repurchase of common stock	(6,022,347)	(6)	(4,606)	(195,388)	(200,000)
Stock-based compensation expense	—	—	3,719	—	3,719
Tax impact of employee stock transaction	—	—	1,004	—	1,004
Balances at June 30, 2016	81,667,129	82	—	440,295	440,376
Net income and comprehensive income	—	—	—	257,506	257,506
Stock options exercised	502,350	—	1,436	—	1,436
Restricted stock units issued, net of tax withholdings	88,897	—	(1,594)	—	(1,594)
Repurchases of Common Stock	(1,982,411)	(2)	(2,102)	(96,641)	(98,745)
Stock-based compensation expense	—	—	2,785	—	2,785
Balances at June 30, 2017	80,275,965	80	525	601,159	601,764
Net income and comprehensive income	—	—	—	196,290	196,290
Stock options exercised	1,484,110	2	1,537	—	1,539
Payroll taxes settled on Option Exercises	(582,497)	(1)	—	(40,623)	(40,624)
Restricted stock units issued, net of tax withholdings	57,255	—	(1,415)	—	(1,415)
Repurchases of Common Stock	(7,162,312)	(7)	(3,462)	(441,545)	(445,014)
Stock-based compensation expense	—	—	3,208	—	3,208
Balances at June 30, 2018	74,072,521	\$ 74	\$ 393	\$ 315,281	\$ 315,748

See notes to consolidated financial statements.

UBIQUITI NETWORKS, INC.
Consolidated Statements of Cash Flows
(In thousands)

	Years Ended June 30,		
	2018	2017	2016
Cash Flows from Operating Activities:			
Net income and comprehensive income	\$ 196,290	\$ 257,506	\$ 213,616
Adjustments to reconcile net income to net cash provided by operating activities:			
Depreciation and amortization	7,310	7,103	6,037
Amortization of debt issuance costs	751	256	257
Write off unamortized debt issuance costs	489	—	—
Provision for inventory obsolescence	2,336	2,479	747
Provisions/(Recovery) for loss on vendor deposits & purchase commitments	14,891	(1,096)	(973)
Write-off of software development costs	—	—	2,505
Deferred taxes	2,027	(938)	(1,145)
Excess tax benefit from employee stock-based awards	—	—	(1,004)
Stock-based compensation	3,208	2,785	3,719
Other, net	(849)	1,081	823
Changes in operating assets and liabilities:			
Accounts receivable	(33,973)	(58,164)	(16,685)
Inventories	35,974	(86,988)	(20,012)
Vendor Deposits	4,798	(22,730)	(9,285)
Prepaid income taxes	2,419	(2,120)	2,267
Prepaid expenses and other assets	(9,404)	(3,061)	190
Accounts payable	(34,596)	(2,554)	7,720
Income taxes payable	103,769	5,041	4,777
Deferred revenues	4,941	3,649	709
Accrued liabilities and other current liabilities	31,666	9,787	3,245
Net cash provided by operating activities	332,047	112,036	197,508
Cash Flows from Investing Activities:			
Purchase of property and equipment and other long-term assets	(9,115)	(7,232)	(6,248)
Net cash (used in) investing activities	(9,115)	(7,232)	(6,248)
Cash Flows from Financing Activities:			
Proceeds from borrowing under the Second Amended & Restated Facility- Term	500,000	—	—
Proceeds from borrowing under the Amended Credit Facility- Revolver	218,500	99,000	130,000
Repayment against Amended Credit Facility- Revolver	(399,500)	(34,000)	(14,000)
Repayment against Amended Credit Facility- Term	(76,250)	(11,250)	(10,000)
Repayment against Second Amended & Restated Facility- Term	(12,500)	—	—
Debt Issuance Costs	(5,186)	—	—
Repurchases of common stock	(445,014)	(105,229)	(193,517)
Proceeds from exercise of stock options	1,539	1,436	1,106
Excess tax benefit from employee stock-based awards	—	—	1,004
Tax withholding related to net share settlement of equity awards	(40,623)	—	—
Tax withholdings related to net share settlements of restricted stock units	(1,415)	(1,594)	(1,223)
Net cash (used in) financing activities	(260,449)	(51,637)	(86,630)
Net increase in cash and cash equivalents	62,483	53,167	104,630
Cash and cash equivalents at beginning of year	\$ 604,198	551,031	446,401
Cash and cash equivalents at end of year	\$ 666,681	\$ 604,198	\$ 551,031
Supplemental Disclosure of Cash Flow Information:			
Income taxes paid, net of refunds	\$ 9,605	\$ 25,743	\$ 18,531
Interest paid	\$ 11,377	\$ 5,194	\$ 2,351
Non-Cash Investing and Financing Activities:			
Unpaid stock repurchases	\$ —	\$ —	\$ 6,483

Unpaid property and equipment and other long-term assets	\$	144	\$	458	\$	406
--	----	-----	----	-----	----	-----

See notes to consolidated financial statements.

UBIQUITI NETWORKS, INC.
NOTES TO CONSOLIDATED FINANCIAL STATEMENTS

NOTE 1—BUSINESS AND BASIS OF PRESENTATION

Business — Ubiquiti Networks, Inc. and its wholly owned subsidiaries (collectively, “Ubiquiti” or the “Company”) develop high performance networking technology for service providers, enterprises and consumers globally.

The Company operates on a fiscal year ending June 30 . In these notes, Ubiquiti refers to the fiscal years ended June 30 , 2018 , 2017 and 2016 as fiscal 2018 , fiscal 2017 and fiscal 2016 , respectively.

Basis of Presentation — The Company's consolidated financial statements and accompanying notes are prepared in accordance with U.S. generally accepted accounting principle ("GAAP") and include the accounts of the Company and its wholly owned subsidiaries. All intercompany transactions and balances have been eliminated. The Company has reclassified certain amounts reported in the previous period to conform to the current period presentation.

The Company has wholly owned subsidiaries in Canada, Cayman Islands, Hong Kong, China, Czech Republic, India, Latvia, Lithuania, Poland and Ukraine. The Company's Hong Kong subsidiary also operates a branch office in Taiwan.

NOTE 2—SUMMARY OF SIGNIFICANT ACCOUNTING POLICIES

Use of Accounting Estimates

The preparation of financial statements in conformity with GAAP requires management to make estimates and judgments that affect the reported amounts of assets and liabilities and the disclosure of contingent assets and liabilities at the date of the financial statements and the reported amounts of revenues and expenses during the reporting period. On an ongoing basis, the Company evaluates these estimates, including those related to allowance for doubtful accounts, inventory valuation, vendor deposits, warranty costs, stock-based compensation and income taxes, among others. The Company bases estimates on historical experience and on various other assumptions that are believed to be reasonable under the circumstances. Actual results may differ materially from these estimates.

Segments

Management has determined that it operates as one reportable and operating segment as the Company's Chief Executive Officer, who is the Company's chief operating decision maker, does not make decisions about resources to be allocated or assess performance on a segment basis. Further information regarding Segments can be found in Note 12, to the consolidated financial statements.

Recognition of Revenues

Revenues consist primarily of revenues from the sale of hardware and management tools, as well as the related implied post contract customer support (“PCS”). The Company recognizes revenues when persuasive evidence of an arrangement exists, delivery has occurred, the sales price is fixed or determinable and the collectability of the resulting receivable is reasonably assured. In cases where the Company lacks evidence that collectability of the resulting receivable is reasonably assured, it defers recognition of revenue until the receipt of cash.

For the Company’s sales, evidence of the arrangement consists of an order from a customer. The Company considers delivery to have occurred once its products have been shipped and title and risk of loss have been transferred. For the Company’s sales, these criteria are met at the time the products are transferred to the customer. The Company’s arrangements with majority of our customers do not include provisions for cancellation, returns, inventory swaps or refunds that would materially impact recognized revenues.

Amounts billed to customers related to shipping and handling are classified as revenue, and the Company’s shipping and handling costs are classified as cost of revenue.

Deposit payments received from distributors in advance of recognition of revenues are included in current liabilities on the Company’s balance sheet and are recognized as revenues when all the criteria for recognition of revenues are met.

A portion of the Company's revenues related to PCS are deferred. This relates to the Company’s multi-element arrangements, which generally include two deliverables. The first deliverable is the hardware and software essential to the functionality of the hardware device delivered at the time of sale. The second deliverable is the implied right to PCS included with the purchase of certain products. PCS is this right to receive, on a when and if available basis, future unspecified software upgrades and features relating to the product’s essential software as well as bug fixes, email and telephone support.

The Company uses a hierarchy to determine the allocation of revenues to the deliverables. The hierarchy is as follows: (i) vendor-specific objective evidence of fair value (“VSOE”), (ii) third-party evidence of selling price (“TPE”), and (iii) best estimate of the selling price (“BESP”).

- (i) VSOE generally exists only when a company sells the deliverable separately and is the price actually charged by the company for that deliverable. Generally, the Company does not sell the deliverables separately and, as such, does not have VSOE.
- (ii) TPE can be substantiated by determining the price that other parties sell similar or substantially similar offerings. The Company does not believe that there is accessible TPE evidence for similar deliverables.
- (iii) BESP reflects the Company’s best estimates of what the selling prices of elements would be if they were sold regularly on a stand-alone basis. The Company believes that BESP is the most appropriate methodology for determining the allocation of revenue among the multiple elements.

The Company allocates revenues between these two deliverables using the relative selling price method which is based on the estimated selling price for all deliverables. Revenues allocated to the delivered hardware and the related essential software are recognized at the time of sale provided the other conditions for recognition of revenues have been met. Revenues allocated to the PCS are deferred and recognized on a straight-line basis over the estimated period for which services will be delivered to support each of these devices which, currently, is two years. If the estimated life of the hardware product should change, the future rate of amortization of the revenues allocated to PCS would also change. All cost of revenues for the delivered hardware and the related essential software, including estimated warranty costs, are recognized at the time of sale. Costs for research and development and sales and marketing are expensed as incurred. Costs for PCS are recognized as they are incurred.

The Company’s process for determining BESP for deliverables involves multiple factors that may vary depending upon the unique facts and circumstances related to each deliverable. For PCS, the Company believes its network operators and service providers would be reluctant to pay for such services separately. This view is primarily based on the fact that unspecified upgrade rights do not obligate the Company to provide upgrades at a particular time or at all, and do not specify to network operators and service providers which upgrades or features will be delivered. The Company believes that the relatively low prices of its products and its network operators’ and service providers’ price sensitivity would add to their reluctance to pay for PCS. Therefore, the Company has concluded that if it were to sell PCS on a standalone basis, the selling price would be relatively low.

Key factors considered by the Company in developing the BESP for PCS include reviewing the activities of specific employees engaged in support and software development to determine the amount of time that is allocated to the development of the undelivered elements, determining the cost of this development effort, and then adding an appropriate level of gross profit to these costs. As of June 30, 2018 and 2017, the Company had deferred revenues of \$12.7 million and \$7.9 million, respectively, related to these obligations.

Cash and Cash Equivalents

The Company considers investments purchased with a maturity period of three months or less at the date of purchase to be cash equivalents. Cash and cash equivalents are stated at cost which approximates fair value. The Company deposits cash and cash equivalents with financial institutions that management believes are of high credit quality. The Company’s cash and cash equivalents consist primarily of cash deposited in U.S. dollar denominated interest-bearing deposit accounts.

Concentration of Risk

Financial instruments that potentially subject the Company to concentrations of credit risk consist of cash and cash equivalents and accounts receivable. The Company limits its exposure by primarily placing its cash in interest-bearing deposit accounts with high credit quality financial institutions.

The Company derives its accounts receivable from revenues earned from customers located worldwide. The Company bases credit decisions primarily upon a customer’s past credit history. The Company’s standard credit terms are net 30 to 120 days.

The Company subcontracts with other companies to manufacture most of its products. The Company relies on the ability of these contract manufacturers to produce the products sold to its distributors. A significant portion of the Company’s products are manufactured by a few contract manufacturers.

Inventory and Inventory Valuation

The Company’s inventories are primarily finished goods and, to a lesser extent, raw materials, which have been either consigned to the Company’s contract manufacturers or are held by the Company. Inventories are stated at the lower of actual cost, computed using the first-in, first-out method, and Net Realizable Value (NRV). NRV is based upon an estimated average selling price reduced by the estimated costs of disposal. The determination of net realizable value involves numerous judgments

including estimating average selling prices based up recent sales, industry trends, existing customer orders, and seasonal factors. Should actual market conditions differ from the Company's estimates, future results of operations could be materially affected. The Company reduces the value of its inventory for estimated obsolescence or lack of marketability by the difference between the cost of the affected inventory and the estimated market value. Write-downs are not reversed until the related inventory has been subsequently sold or scrapped.

The valuation of inventory also requires the Company to estimate excess and obsolete inventory. The determination of excess or obsolete inventory is estimated based on a comparison of the quantity and cost of inventory on hand to the Company's forecast of customer demand. Customer demand is dependent on many factors and requires the Company to use significant judgment in our forecasting process. The Company also makes assumptions regarding the rate at which new products will be accepted in the marketplace and which customers will transition from older products to newer products. If actual market conditions are less favorable than those projected by management, additional inventory write-downs may be required, which would have a negative impact on the Company's gross margin. If the Company ultimately sells inventory that has been previously written down, the Company's gross margins in future periods would be positively impacted.

The Company capitalizes manufacturing overhead expenditures as part of inventory costs. Capitalized costs primarily include management's best estimate of the direct labor and material costs incurred related to inventory acquired or produced but not sold during the respective period. Manufacturing overhead costs are capitalized to inventory and are recognized as cost of revenues in the following quarter, consistent with the Company's historical inventory turnover.

Product Warranties

The Company offers warranties on certain products, generally for a period of one year, and records a liability for the estimated future costs associated with potential warranty claims. The warranty costs are reflected in the Company's consolidated statement of operations and comprehensive income within cost of revenues. The warranties are typically in effect for 12 months from the distributor's purchase date of the product. The Company assesses the adequacy of its accrued warranty liabilities and adjusts the amounts as necessary based on historical experience factors and changes in future estimates. Historical factors include product failure rates, material usage and service delivery costs incurred in correcting product failures. In certain circumstances, the Company may have recourse from its contract manufacturers for replacement cost of defective products, which it also factors into its warranty liability assessment.

Allowance for Doubtful Accounts

The Company records its allowance for doubtful accounts based on its assessment of various factors, including historical experience, age of the accounts receivable balances, credit quality of the Company's customers, current economic conditions and other factors that may affect the customers' abilities to pay.

In cases where the Company is aware of circumstances that may impair a specific customer's ability to meet its obligations to the Company, the Company records a specific allowance against amounts due from the customer, and thereby reduces the net recognized receivable to the amounts it reasonably believes will be collected.

The allowance for doubtful accounts activity was as follows (in thousands):

	Years Ended June 30,		
	2018	2017	2016
Beginning balance	\$ 440	\$ 48	\$ 1,071
Charged to (released from) expenses	13	392	(1)
Bad debt write-offs	—	—	(1,022)
Ending balance	<u>\$ 453</u>	<u>\$ 440</u>	<u>\$ 48</u>

Fair Value of Financial Instruments

Pursuant to the accounting guidance for fair value measurements and its subsequent updates, fair value is defined as the price that would be received from selling an asset or paid to transfer a liability in an orderly transaction between market participants at the measurement date. As such, fair value is a market-based measurement that should be determined based on assumptions that market participants would use in pricing an asset or liability. The accounting guidance establishes a three-tier fair value hierarchy that requires the Company to use observable market data, when available, and to minimize the use of unobservable inputs when determining fair value. The fair value hierarchy prioritizes the inputs into three levels that may be used in measuring fair value as follows:

Level 1 —observable inputs which include quoted prices in active markets for identical assets or liabilities.

Level 2—inputs which include observable inputs other than Level 1, such as quoted prices for similar assets or liabilities, quoted prices for identical or similar assets or liabilities in markets that are not active, or other inputs that are observable or can be corroborated by observable market data for substantially the full term of the asset or liability.

Level 3—inputs which include unobservable inputs that are supported by little or no market activity and that are significant to the fair value of the underlying asset or liability. Level 3 assets and liabilities include those whose fair value measurements are determined using pricing models, discounted cash flow methodologies or similar valuation techniques, as well as significant management judgment or estimation.

Long Lived Assets

In accordance with the authoritative guidance for impairment or disposal of long-lived assets (ASC 360), we assess potential impairments to our long-lived assets, including property and equipment, when there is evidence that events or changes in circumstances indicate that the carrying value may not be recoverable. We recognize an impairment loss when the undiscounted cash flows expected to be generated by an asset or group of assets, are less than the asset's carrying value. Any required impairment loss would be measured as the amount by which the asset's carrying value exceeds its fair value, and would be recorded as a reduction in the carrying value of the related asset and charged to results of operations. The Company did not recognize any material impairment loss for fiscal years 2018 and 2017. In fiscal year 2016, the Company recorded a \$2.5 million impairment charge for capitalized software development costs due to the cancellation of the commercial launch of certain software in development.

Property and Equipment

Furniture, fixtures and equipment are recorded at cost. The Company capitalizes eligible costs to acquire or develop internal-use software, which is included as property and equipment on the Company's consolidated balance sheets. Capitalized costs primarily include payroll and payroll-related costs and facilities costs.

The Company computes depreciation or amortization using the straight line method over estimated useful lives, as follows:

	<u>Estimated Useful Life</u>
Testing equipment	3 to 5 years
Computer and other equipment	3 to 5 years
Furniture and fixtures	3 to 5 years
Software	up to 3 years
Leasehold improvements	shorter of lease term or useful life

Upon retirement or disposition, the asset cost and related accumulated depreciation are removed with any gain or loss recognized in the statement of operations. Expenditures for maintenance and repairs are charged to operations as incurred.

Intangible Assets

The Company's intangible assets consist primarily of legal costs associated with application for and registration of the Company's trademarks. The Company amortizes all definite-lived intangible assets that are subject to amortization over the estimated useful life based on economic benefit, which is generally 5 years. All patent filing and defense costs are expensed as incurred, however, to date these costs have not been significant.

Leases

The Company leases its facilities under cancelable and noncancelable operating leases. For leases that contain rent escalation or rent concessions provisions, the Company records the total rent expense during the lease term on a straight line basis over the term of the lease. The Company records the difference between the rent paid and the straight line rent as a deferred rent liability on the consolidated balance sheets.

Advertising Costs

Advertising costs are expensed as incurred and included in selling, general and administrative expenses

Income Taxes

The Company accounts for income taxes in accordance with accounting guidance (ASC 740) which requires recognition of deferred tax assets and liabilities for the expected future tax consequences of events that have been included in its financial statements or tax returns. Deferred tax assets and liabilities are determined based on the temporary difference between the financial statement carrying amounts of existing assets and liabilities and their respective tax bases. Deferred tax assets and

liabilities are measured using enacted tax rates expected to apply to taxable income in the years in which those temporary differences are expected to be recovered or settled. The Company establishes valuation allowances when necessary to reduce deferred tax assets to the amount it expects to realize. The assessment of whether or not a valuation allowance is required often requires significant judgment including current operating results, the forecast of future taxable income and ongoing prudent and feasible tax planning initiatives. In addition, the Company's calculation of its tax liabilities involves dealing with uncertainties in the application of complex tax regulations. The Company may be subject to income tax audits in all of the jurisdictions in which it operates and, as a result, must also assess exposures to any potential issues arising from current or future audits of current and prior years' tax returns. Accordingly, the Company must assess such potential exposures and, where necessary, provide a reserve to cover any expected loss. To the extent that the Company establishes a reserve, its provision for income taxes would be increased. If the Company ultimately determines that payment of these amounts is unnecessary, it reverses the liability and recognizes a tax benefit during the period in which it determines that the liability is no longer necessary. The Company records an additional charge in its provision for taxes in the period in which it determines that tax liability is greater than its original estimate. The Company recognizes interest and penalties related to unrecognized tax benefits on the income tax expense line in the accompanying consolidated statement of operations. Accrued interest and penalties are included on the related tax liability line in the consolidated balance sheet.

Stock-based Compensation

In accordance with the authoritative guidance for share-based payments (ASC 718), the Company measures stock-based compensation cost at the grant date, based on the estimated fair value of the award, and recognizes expense for restricted stock units and stock options on a straight-line basis over the employee's requisite service period. The Company did not grant any stock options during fiscal 2018, fiscal 2017, or fiscal 2016. Restricted stock units are valued based on the fair value of the Company's common stock on the date of grant. Since the Company's initial public offering on October 14, 2011, the fair value of our common stock is determined using the closing market price of the Company's common stock as of the date of grant.

Commitments and Contingencies

The Company periodically evaluates all pending or threatened contingencies and any commitments, if any, that are reasonably likely to have a material adverse effect on its results of operations, financial position or cash flows. The Company assesses the probability of an adverse outcome and determines if it is remote, reasonably possible or probable. If information available prior to the issuance of the Company's financial statements indicates that it is probable that an asset had been impaired or a liability had been incurred at the date of the Company's financial statements, and the amount of the loss, or the range of probable loss can be reasonably estimated, then such loss is accrued and charged to operating expenses. If no accrual is made for a loss contingency because one or both of the conditions pursuant to the accounting guidance are not met, but the probability of an adverse outcome is at least reasonably possible, the Company discloses the nature of the contingency and provides an estimate of the possible loss or range of loss, or states that such an estimate cannot be made.

Foreign Currency Remeasurement

The functional currency of the Company and its subsidiaries is the U.S. dollar. For foreign operations, local currency denominated monetary assets and liabilities are remeasured at the period end exchange rates, and revenues, costs and expenses are remeasured at the average exchange rates during the fiscal year. Foreign exchange gains and losses have been immaterial to the Company's results of operations to date.

Research and Development Costs

Research and development expenses are expensed as incurred and consist primarily of payroll and payroll-related costs and facilities costs. Research and development expenses associated with software development are typically expensed as incurred as our software is usually released to end customers immediately after technological feasibility has been established. However, the Company capitalizes development costs when material costs are incurred subsequent to technological feasibility but prior to commercial release.

Earnings Per Share

The Company applies the treasury stock method for calculating and presenting earnings per share ("EPS"). Basic EPS is computed by dividing the net income available to common stockholders by the weighted-average number of common shares outstanding during the period. Diluted EPS available to common stockholders is computed by dividing the amount of net income available to common stockholders by the weighted-average number of common shares outstanding, including potential dilutive common shares assuming the dilutive effect of outstanding stock options and restricted stock units using the treasury stock method.

Recent Accounting Pronouncements

In December 2017, the SEC issued SAB 118 to address concerns about reporting entities' ability to timely comply with the accounting requirements to recognize all the effects of the 2017 Tax Act in the period of enactment which was codified by the FASB in March 2018, through the issuance of ASU 2018-05. SAB 118 allows disclosure that timely determination of some or all of the income tax effect from the Act are incomplete by the due date of the financial statements and if possible to provide a reasonable estimate. The Company has provided a reasonable estimate in Note 11 to the consolidated financial statement.

In February 2016, the FASB issued ASU 2016-02, "Leases (Topic 842)," ("ASU 2016-02"), which generally requires operating lessee rights and obligations to be recognized as assets and liabilities on the balance sheet. In addition, interest on lease liabilities is to be recognized separately from the amortization of right-of-use assets in the Statement of Operations. Further, payments of the principal portion of lease liabilities are to be classified as financing activities while payments of interest on lease liabilities and variable lease payments are to be classified as operating activities in the Statement of Cash Flows. When the standard is adopted, the Company will be required to recognize and measure leases at the beginning of the earliest period presented using a modified retrospective approach. ASU 2016-02 is effective for fiscal years beginning after December 15, 2018, with early application permitted. The Company is evaluating the anticipated impact of adopting the ASU on the consolidated financial statements

In May 2014, the FASB issued ASU 2014-09, Revenue from Contracts with Customers, which has been codified as Accounting Standards Codification 606 ("ASC 606"). ASC 606 requires the Company's revenue recognition to depict the transfer of promised goods or services to customers in an amount that reflects the consideration to which it expects to be entitled in exchange for those goods or services. ASC 606 outlines a five-step model to make the revenue recognition determination and requires new financial statement disclosures. The new standard will be effective for the Company's first quarter of fiscal year 2019. Topic 606 may be applied retrospectively to each prior period presented or with the cumulative effect recognized as of the date of initial application. The Company has completed its evaluation of the impact of adopting Topic 606 on its consolidated financial statements and related financial statement disclosures, including the transition method for its adoption of this standard in fiscal 2019. The Company has elected to select the Modified Retrospective method. Based upon our analysis performed to date, we do not expect the adoption of Topic 606 to have a material impact on the Company's consolidated financial statements.

NOTE 3—FAIR VALUE OF FINANCIAL INSTRUMENTS

For certain of the Company's financial instruments, including cash, accounts receivable, accounts payable and other current liabilities, the carrying amounts approximate fair value due to their short maturities. Additionally, as of June 30, 2018, we held \$105.4 million of our \$666.7 million of cash and cash equivalents in accounts of our subsidiaries outside of the United States.

As of June 30, 2018, the Company had debt associated with its Second Amended & Restated Credit Agreement (see Note 7) and as June 30, 2017, the Company had debt associated with its Amended Credit Agreement, which are carried at historical cost. The fair value of the Company's debt disclosed below was estimated based on the current rates offered to the Company for debt with similar terms and remaining maturities and was a Level 2 measurement. As of June 30, 2018 and 2017, the fair value of the Company's debt carried at historical cost was \$487.5 million and \$257.3 million, respectively.

NOTE 4—EARNINGS PER SHARE

The following table sets forth the computation of basic and diluted earnings per share for the periods indicated (in thousands, except per share data):

	Years Ended June 30,		
	2018	2017	2016
Numerator:			
Net income and comprehensive income	\$ 196,290	\$ 257,506	\$ 213,616
Denominator:			
Weighted-average shares used in computing basic net income per share	77,179	81,478	84,402
Add—dilutive potential common shares:			
Stock options	1,074	1,670	1,275
Restricted stock units	78	104	107
Weighted-average shares used in computing diluted net income per share	78,331	83,252	85,784
Net income per share of common stock:			
Basic	\$ 2.54	\$ 3.16	\$ 2.53
Diluted	\$ 2.51	\$ 3.09	\$ 2.49

[Table of Contents](#)

The Company excludes potentially dilutive securities from its diluted net income per share calculation when their effect would be anti-dilutive to net income per share amounts. The following table summarizes the total potential shares of common stock that were excluded from the diluted per share calculation, because to include them would have been anti-dilutive for the period (in thousands):

	Years Ended June 30,		
	2018	2017	2016
Restricted stock units	2	18	8

NOTE 5—BALANCE SHEET COMPONENTS

Inventories

Inventories consisted of the following (in thousands):

	June 30,	
	2018	2017
Finished goods	\$ 96,747	\$ 133,832
Raw materials	5,473	8,216
Total	\$ 102,220	\$ 142,048

Property and Equipment, Net

Property and equipment, net consisted of the following (in thousands):

	June 30,	
	2018	2017
Testing equipment	\$ 8,577	\$ 7,587
Computer and other equipment	6,265	5,740
Tooling equipment	9,594	7,828
Furniture and fixtures	1,890	1,528
Leasehold improvements	10,106	6,424
Software	6,032	5,601
Property and Equipment, Gross	42,464	34,708
Less: Accumulated depreciation	(28,136)	(21,792)
Property and Equipment, net	\$ 14,328	\$ 12,916

The Company recorded depreciation expense of \$7.2 million , \$6.8 million and \$5.7 million in fiscal 2018 , 2017 and 2016 , respectively.

Other Long-term Assets

Other long-term assets consisted of the following (in thousands):

	June 30,	
	2018	2017
Intangible assets, net ⁽¹⁾	\$ 460	\$ 437
Other long-term assets	3,331	1,891
Total	\$ 3,791	\$ 2,328

(1) - Accumulated amortization was \$1.3 million and \$1.2 million as of June 30, 2018 and June 30, 2017 , respectively.

Other Current Liabilities

Other current liabilities consisted of the following (in thousands):

	June 30,	
	2018	2017
Accrued expense	\$ 18,241	\$ 9,826
Accrued compensation and benefits	3,091	2,467
Warranty accrual	3,840	3,601
Deferred revenue - short term	8,509	5,254
Customer deposits	770	1,905
Reserve for sales returns	1,219	3,600
Other payables	32,943	6,377
Total	\$ 68,613	\$ 33,030

Other Long Term Liabilities

	June 30,	
	2018	2017
Deferred Revenue- long term	\$ 4,275	\$ 2,588
Other long-term liabilities	1,567	27
Total	\$ 5,842	\$ 2,615

NOTE 6—ACCRUED WARRANTY

Warranty obligations, included in other current liabilities, were as follows (in thousands):

	June 30,	
	2018	2017
Beginning balance	\$ 3,601	\$ 2,236
Accruals for warranties issued during the period	6,403	6,911
Changes in liability for pre-existing warranties during the period	\$ (692)	\$ (92)
Settlements made during the period	(5,472)	(5,454)
Total	\$ 3,840	\$ 3,601

NOTE 7—DEBT

On March 3, 2015, Ubiquiti Networks, Inc. and Ubiquiti International Holding Company Limited (the "Cayman Borrower") amended and restated its 2014 Credit Agreement (as defined below) with Wells Fargo Bank, National Association ("Wells Fargo"), the other financial institutions named as lenders therein, and Wells Fargo as administrative agent for the lenders (the "First Amended & Restated Credit Agreement"). The First Amended & Restated Credit Agreement replaced the Company's \$150.0 million senior secured revolving credit facility under its prior credit agreement, dated May 5, 2014 (the "2014 Credit Agreement").

On April 14, 2017, Ubiquiti Networks, Inc., the Cayman Borrower and certain of its subsidiaries entered into the First Amendment (the "First Amendment") to the First Amended & Restated Credit Agreement. The First Amendment increased the maximum aggregate amount of the senior secured credit revolving facility from \$200.0 million to \$300.0 million, but maintained the \$ 100.0 million senior secured term facility under the First Amended & Restated Credit Agreement and the option to request increases in the amounts of such facilities by up to an additional \$125.0 million in the aggregate (any such increase to be in each lender's sole discretion).

On October 31, 2017, Ubiquiti Networks, Inc., the Cayman Borrower and certain of its subsidiaries entered in the Second Amendment (the "Second Amendment") to the First Amended & Restated Credit Agreement (as amended by the First Amendment and Second Amendment, the "Amended Credit Agreement"). The Second Amendment increased the maximum aggregate amount of the senior secured credit revolving facility from \$300.0 million to \$425.0 million, but maintained the \$100.0 million senior secured term facility under the First Amended & Restated Credit Agreement and the option to request increases in the amounts of such facilities by up to an additional \$50.0 million in the aggregate (any such increase to be in each lender's sole discretion). All other material terms and provisions of the Credit Agreement were substantially identical to the

[Table of Contents](#)

terms and provisions in place immediately prior to the effectiveness of the Second Amendment, other than the revision or inclusion of certain customary market provisions.

On January 17, 2018, Ubiquiti Networks, Inc., the Cayman Borrower and certain subsidiaries entered into an amended and restated credit agreement (the "Second Amended & Restated Credit Agreement") with Wells Fargo, the other financial institutions named as lenders therein, and Wells Fargo as administrative agent for the lenders, that provides for a \$400 million senior secured revolving credit facility (the "Revolving Facility") and a \$500 million senior secured term loan facility (the "Term Facility", together with the Revolving Facility, the "Facilities"), with an option to request increases in the amounts of such credit facilities by up to an additional \$300 million in the aggregate (any such increase to be in each lender's sole discretion). The maturity date of the Facilities is January 17, 2023.

The Term Facility was fully drawn at the closing of the Second Amended & Restated Credit Agreement, of which \$354.5 million and \$68.9 million was used to repay the prior revolver facility and term facility, respectively, under the Amended Credit Agreement. The Company incurred \$4.6 million of debt issuance costs which are capitalized and amortized as interest expense over the life of the facilities.

On June 29, 2018, Ubiquiti Networks, Inc., the Cayman Borrower and certain subsidiaries entered into the First Amendment to the Second Amended and Restated Credit Agreement and Joinder Agreement (the "Joinder Agreement"). The Joinder Agreement added certain subsidiary of Cayman Borrower to the loan documents as a guarantor.

Our Debt consisted of the following (in thousands):

	June 30,	
	2018	2017
Term Loan - short term	\$ 25,000	\$ 15,000
Debt issuance costs, net	(575)	(257)
Total Debt - short term	24,425	14,743
Term Loan - long term	462,500	61,250
Revolver - long term	—	181,000
Debt issuance costs, net	(2,148)	(429)
Total Debt - long term	\$ 460,352	\$ 241,821

The Revolving Facility includes a sub-limit of \$10.0 million for letters of credit and a sub-limit of \$25.0 million for swingline loans. The Facilities are available for working capital and general corporate purposes that comply with the terms of the Second Amended & Restated Credit Agreement, including to finance the repurchase of the Company's common stock or to make dividends to the holders of the Company's common stock. Under the Second Amended & Restated Credit Agreement, revolving loans and swingline loans may be borrowed, repaid and reborrowed until January 17, 2023, at which time all amounts borrowed must be repaid. The term loan is payable in quarterly installments of 1.25% of the original principal amount of the term loan until December 31, 2019, thereafter increasing to 1.875% until December 31, 2020, and thereafter increasing to 2.50% of the original principal amount of the term loan. Revolving, swingline and term loans may be prepaid at any time without penalty.

Revolving and term loans bear interest, at the Company's option, at either (i) a floating rate per annum equal to the base rate plus a margin of between 0.50% and 1.25% , depending on the Company's consolidated total leverage ratio as of the most recently ended fiscal quarter or (ii) a floating per annum rate equal to the applicable LIBOR rate (or replacement rate) for a specified period, plus a margin of between 1.50% and 2.25% , depending on the Company's consolidated total leverage ratio as of the most recently ended fiscal quarter. Swingline loans bear interest at a floating rate per annum equal to the base rate plus a margin of between 0.50% and 1.25% , depending on the Company's consolidated total leverage ratio as of the most recently ended fiscal quarter. Base rate is defined as the greatest of (A) Wells Fargo's prime rate, (B) the federal funds rate plus 0.50% or (C) the applicable LIBOR rate (or replacement rate) for a period of one month plus 1.00% . A default interest rate shall apply on all obligations during certain events of default under the Second Amended & Restated Credit Agreement at a rate per annum equal to 2.00% above the applicable interest rate. The Company will pay to each lender a facility fee on a quarterly basis based on the unused amount of each lender's commitment to make revolving loans, of between 0.20% and 0.35% , depending on the Company's consolidated total leverage ratio as of the most recently ended fiscal quarter. The Company will also pay to the applicable lenders on a quarterly basis certain fees based on the daily amount available to be drawn under each outstanding letter of credit, including aggregate letter of credit commissions of between 1.50% and 2.25% , depending on the Company's consolidated total leverage ratio as of the most recently ended fiscal quarter, and issuance fees of 0.125% per annum. The Company is also obligated to pay Wells Fargo, as agent, fees customary for a credit facility of this size and type.

The Second Amended & Restated Credit Agreement requires the Company to maintain during the term of the Facilities (i) a maximum consolidated total leverage ratio of 3.25 to 1.00 and (ii) minimum liquidity of \$250.0 million , which can be satisfied

with unrestricted cash and cash equivalents and up to \$50.0 million of availability under the Revolving Facility. In addition, the Second Amended & Restated Credit Agreement contains customary affirmative and negative covenants, including covenants that limit or restrict the ability of the Company and its subsidiaries to, among other things, grant liens or enter into agreements restricting their ability to grant liens on property, enter into mergers, dispose of assets, change their accounting or reporting policies, change their business and incur indebtedness, in each case subject to customary exceptions for a credit facility of this size and type. The Second Amended & Restated Credit Agreement includes customary events of default that include, among other things, non-payment of principal, interest or fees, inaccuracy of representations and warranties, violation of covenants, cross default to certain other indebtedness, bankruptcy and insolvency events, material judgments, change of control and certain ERISA events. The occurrence of an event of default could result in the acceleration of the obligations under the Second Amended & Restated Credit Agreement. The obligations of Ubiquiti Networks, Inc. and certain domestic subsidiaries, if any, under the Second Amended & Restated Credit Agreement are required to be guaranteed by such domestic subsidiaries (the "Domestic Guarantors") and are collateralized by substantially all assets (excluding intellectual property) of Ubiquiti Networks, Inc. and the Domestic Guarantors. The obligations of the Cayman Borrower and certain foreign subsidiaries under the Second Amended & Restated Credit Agreement are required to be guaranteed by certain domestic and material foreign subsidiaries (the "Guarantors") and are collateralized by substantially all assets (excluding intellectual property) of Ubiquiti Networks, Inc. and the Guarantors.

Second Amended & Restated Credit Agreement

Under the Second Amended & Restated Credit Agreement, during the fiscal year ended June 30, 2018, the Company made aggregate payments of \$17.4 million against the balance under the Term Facility, of which \$12.5 million was repayment of principal and \$4.9 million was payment of interest.

As of June 30, 2018, we had no outstanding borrowings on our \$400 million Revolving Facility.

As of June 30, 2018, the interest rate on the Term Facility was 4.11%. As of July 30, 2018, the most currently available reset date, the Term Facility has an interest rate of 3.82%.

Amended Credit Agreement

Under the Amended Credit Agreement, during the fiscal year ended June 30, 2018, the Company made aggregate payments of \$77.4 million against the balance under the senior secured term facility, of which \$76.3 million was a repayment of principal and \$1.1 million was payment of interest.

Under the Amended Credit Agreement during the fiscal year ended June 30, 2018, the Company made a payment of \$404.8 million against the balance under the senior secured credit revolving facility, of which \$399.5 million was a repayment of principal and \$5.3 million was payment of interest.

The following table summarizes our debt payment obligations as of June 30, 2018 (in thousands):

Fiscal Year	2019	2020	2021	2022	2023	Thereafter	Total
Debt payment obligations ⁽¹⁾	\$ 25,000	\$ 31,250	\$ 43,750	\$ 50,000	\$ 337,500	\$ —	\$ 487,500
Interest and other payments on debt payment obligations ⁽²⁾	20,934	19,914	18,363	16,379	8,121	—	83,711
Total	\$ 45,934	\$ 51,164	\$ 62,113	\$ 66,379	\$ 345,621	\$ —	\$ 571,211

(1)- Debt Payment obligation reported above excludes unamortized Debt Issuance Costs.

(2) - Interest payments are calculated based on the applicable rates and payment dates as of June 30, 2018.

NOTE 8—COMMITMENTS AND CONTINGENCIES

Operating Leases

Certain facilities and equipment are leased under non-cancelable operating leases. The Company generally pays taxes, insurance and maintenance costs on leased facilities and equipment. The Company leases its headquarters in New York, New York and other locations under non-cancelable operating leases that expire at various dates through 2023.

At June 30, 2018, future minimum annual payments under operating leases are as follows (in thousands):

Fiscal Year	2019	2020	2021	2022	2023	Thereafter	Total
Operating leases	\$ 7,324	\$ 6,526	\$ 4,624	\$ 1,790	\$ 1,376	\$ 314	\$ 21,954

Rent expense under operating leases was \$6.6 million, \$6.7 million and \$5.0 million for fiscal 2018, fiscal 2017 and fiscal 2016, respectively.

Purchase Obligations

We subcontract with third parties to manufacture our products. During the normal course of business, our contract manufacturers procure components and manufacture product based upon orders placed by us. If we cancel all or part of the orders, we may still be liable to the contract manufacturers for the cost of the components purchased by the subcontractors to manufacture our products. We periodically review the potential liability, and recorded \$3.7 million purchase obligation liability related to FrontRow. There have been no other significant liabilities for cancellations recorded for fiscal 2018. Our consolidated financial position and results of operations could be negatively impacted if we were required to compensate the contract manufacturers for any unrecorded liabilities incurred. The Company had inventory purchase obligations of \$26.1 million for finished goods and \$1.3 million for raw materials as of June 30, 2018. Additionally, we may be subject to additional purchase obligations for components ordered by our contract manufacturers based on manufacturing forecasts we provide them each month. We estimate the amount of these additional purchase obligation to range from \$130 million to \$200 million as of June 30, 2018, depending upon the timing of orders placed for these components by our manufacturers.

Other Obligations

The Company had other obligations of \$0.4 million as of June 30, 2018, which consisted primarily of commitments related to research and development projects.

Indemnification Obligations

The Company enters into standard indemnification agreements with many of its business partners in the ordinary course of business. These agreements include provisions for indemnifying the business partner against any claim brought by a third party to the extent any such claim alleges that a Company product infringes a patent, copyright or trademark, or violates any other proprietary rights of that third party. The maximum potential amount of future payments the Company could be required to make under these indemnification agreements is not estimable and the Company has not incurred any material costs to defend lawsuits or settle claims related to these indemnification agreements to date.

Legal Matters

The Company may be involved, from time to time, in a variety of claims, lawsuits, investigations, and proceedings relating to contractual disputes, intellectual property rights, employment matters, regulatory compliance matters and other litigation matters relating to various claims that arise in the normal course of business. The Company determines whether an estimated loss from a contingency should be accrued by assessing whether a loss is deemed probable and can be reasonably estimated. The Company assesses its potential liability by analyzing specific litigation and regulatory matters using available information. The Company develops its views on estimated losses in consultation with inside and outside counsel, which involves a subjective analysis of potential results and outcomes, assuming various combinations of appropriate litigation and settlement strategies. Taking all of the above factors into account, the Company records an amount where it is probable that the Company will incur a loss and where that loss can be reasonably estimated. However, the Company's estimates may be incorrect and the Company could ultimately incur more or less than the amounts initially recorded. The Company may also incur significant legal fees, which are expensed as incurred, in defending against these claims. The Company is not currently aware of any pending or threatened litigation that would have a material adverse effect on the Company's financial statements.

Synopsys

On February 3, 2017, Synopsys, Inc. ("Synopsys") filed a complaint against the Company, one of our subsidiaries and an employee in the United States District Court for the Northern District of California, alleging claims under the Digital Millennium Copyright Act ("DMCA"). On March 28, 2017, Synopsys filed an amended complaint alleging (i) additional claims under the DMCA, (ii) claims under the Anti-Counterfeiting Act, and (iii) claims for label trafficking, fraud, civil RICO and negligent misrepresentation. On April 11, 2017, the Company moved to dismiss all but the initial DMCA claim in the amended complaint and its subsidiary moved to dismiss for lack of personal jurisdiction and joined the Company's motion to dismiss certain claims. On August 15, 2017, the court issued an order granting the Company's motion to dismiss the Anti-Counterfeiting Act claim and certain of the predicate acts alleged under the civil RICO claim. The court denied the motion to dismiss the remaining claims, and denied the subsidiary's motion to dismiss for lack of jurisdiction. On September 5, 2017, Synopsys filed a Second Amended Complaint. On September 19, 2017, the defendants answered, and Ubiquiti Networks International Limited ("UNIL") filed counterclaims for (1) declaratory judgment under 17 U.S.C. § 1201, (2) violation of 18 U.S.C. § 1030, the Computer Fraud and Abuse Act, (3) violation of California Penal Code § 502, the Computer Data Access Fraud Act, (4) trespass to personal property and chattels, (5) conversion, (6) civil RICO pursuant to 18 U.S.C. § 1962(c), (7) RICO conspiracy pursuant to 18 U.S.C. § 1962(d), and (8) common law fraud. The Company also moved for leave to amend its existing counterclaims against Synopsys, for breach of contract and declaratory judgment under 17 U.S.C. § 1201, to include the counterclaims filed by UNIL. On October 3, 2017, Synopsys filed its opposition to the Company's motion for leave to amend its counterclaims, as well as a motion to dismiss UNIL's counterclaims and an anti-SLAPP motion to strike state law claims by both the Company and UNIL. On March 13, 2018, the Judge granted the motion to dismiss UNIL's counterclaims

and denied the Company's request for leave to amend its counterclaims. On June 7, 2018, Synopsys filed a Third Amended Complaint. The Third Amended Complaint includes new allegations relating to alleged predicate acts for the RICO claims but it does not add any new causes of action beyond those that were included in the Second Amended Complaint. The Company answered the Third Amended Complaint on June 21, 2018. The Company plans to vigorously defend itself against these claims; however, there can be no assurance that the Company will prevail in the lawsuit. The Company cannot currently estimate the possible loss or range of losses, if any, that it may experience in connection with this litigation.

Vivato/XR

On April 19, 2017, XR Communications, LLC, d/b/a Vivato Technologies ("Vivato"), filed a complaint against the Company in the United States District Court for the Central District of California, alleging that at least one of the Company's products infringes United States Patent Numbers 7,062,296 (the "'296 Patent"), 7,729,728 (the "'728 Patent"), and 6,611,231 (the "'231 Patent and, collectively, the "Patents-in-Suit"). The '296 and '728 Patents are entitled "Forced Beam Switching in Wireless Communication Systems Having Smart Antennas." The '231 Patent is entitled "Wireless Packet Switched Communications Systems and Networks Using Adaptively Steered Antenna Arrays." Vivato amended its complaint on June 23, 2017 and again on July 6, 2017. According to the complaint, the products accused of infringing the Patents-in-Suit include Wi-Fi access points and routers supporting MU-MIMO, including without limitation access points and routers utilizing the IEEE 802.11ac-2013 standard. Vivato has also recently filed nine other lawsuits asserting the same patents against other defendants in the Central District of California. On October 2, 2017, the ten cases were consolidated into a single action for all purposes except trial. On March 19, 2018, the Company and the remaining defendants in the consolidated action moved to stay the case (the "Motion to Stay") pending completion of certain inter partes review proceedings before the Patent Trial and Appeal Board. On April 9, 2018, the Court held a hearing on the Motion to Stay, and, on April 11, 2018, the Court granted the motion.

The Company plans to vigorously defend itself against these claims; however, there can be no assurance that the Company will prevail in the lawsuit. The Company cannot currently estimate the possible loss or range of losses, if any, that it may experience in connection with this litigation.

SEC Subpoena

As previously disclosed on the Form 8-K filed by the Company on February 20, 2018, on February 13, 2018, the Securities and Exchange Commission (the "SEC") issued subpoenas to the Company and certain of the Company's officers requesting documents and information relating to a range of topics, including metrics relating to the Ubiquiti Community, accounting practices, financial information, auditors, international trade practices, and relationships with distributors and various other third parties. The Company is in the process of responding to the requests and intends to cooperate fully with the SEC. As the SEC's investigation is ongoing, we cannot currently predict the timing or the outcome of such investigation.

Shareholder Class Actions

On February 21, 2018, a purported class action, captioned *Paul Vanderheiden v. Ubiquiti Networks, Inc. et al.*, No. 18-cv-01620 (the "Vanderheiden Action"), was filed in the United States District Court for the Southern District of New York against the Company and certain of its current and former officers. The Vanderheiden Action complaint alleges that the defendants violated Sections 10(b) and 20(a) of the Securities Exchange Act of 1934 and Rule 10b-5 promulgated thereunder by making false and/or misleading statements, including purported overstatements of the Company's online community user engagement metrics and accounts receivable. On February 28, 2018 and March 13, 2018, substantially similar purported class actions, captioned *Xiya Qian v. Ubiquiti Networks, Inc. et al.*, No. 18-cv-01841 (the "Qian Action") and *John Kho v. Ubiquiti Networks, Inc. et al.*, No. 18-cv-02242 (the "Kho Action", together with the Vanderheiden Action and the Qian Action, the "Class Actions"), respectively, were filed in the United States District Court for the Southern District of New York. Plaintiff Xiya Qian has moved to be appointed lead plaintiff, and Plaintiff John Kho has opposed Plaintiff Qian's motion and sought to have himself appointed lead plaintiff. The issue is pending before the court. Within ten days of the court's order appointing lead plaintiff and lead counsel, Plaintiffs are required either to inform defendants that a consolidated class action complaint will be served within 60 days or notify defendants that one of the original complaints will be the operative complaint, and defendants will have 60 days thereafter in which to respond.

While the Company believes that the Class Actions are without merit and plans to vigorously defend itself against these claims, there can be no assurance that the Company will prevail in the lawsuits. The Company cannot currently estimate the possible loss or range of losses, if any, that it may experience in connection with these litigations.

Shareholder Derivative Action & Section 220 Demand

On March 13, 2018, Anthony Franchi filed a shareholder derivative complaint in the Superior Court of the State of California, County of San Mateo against the Company's directors, and certain of its officers (the "Franchi Action"). The Company is named as a nominal defendant. The complaint asserts claims against all individual defendants for breach of fiduciary duty for disseminating false and misleading information and failure to maintain internal controls and unjust enrichment. Additional claims are asserted against Robert Pera for breach of fiduciary duty for insider selling and misappropriation of information, as well as the violation of California Corporations Code § 25402. The allegations in support of these claims are similar to the allegations made in the Class Actions. Plaintiff seeks a judgment on behalf of the Company for all damages incurred or that will be incurred as a result of the alleged breaches of fiduciary duty by the individual defendants, a judgment ordering disgorgement of all profits, benefits, and other compensation obtained by the individual defendants, a judgment directing the Company to reform its governance and internal procedures, and attorneys' fees and other costs. The Company has moved for a stay of the derivative action pending resolution of the Class Action. The court denied the Company's motion, but stayed discovery until the resolution of any motion to dismiss the Class Actions. Responses to the complaint are due on August 27, 2018 with motions to dismiss to be heard on November 30, 2018.

On June 4, 2018, Richard Gericke served a demand to inspect the Company's books and records pursuant to Section 220 of the Delaware General Corporation Law. The Company is responding to Gericke's requests for records. In addition to serving his Section 220 demand, Gericke has moved for leave to intervene in the Franchi Action. Gericke's motion to intervene is set to be argued on October 26, 2018.

On June 1, 2018, a second shareholder derivative complaint was filed in the Supreme Court of the State of New York, County of New York by Eric Carlson against the Company's directors and certain of its officers. The Company is named as a nominal defendant. The complaint asserts claims against all defendants for breach of fiduciary duty, unjust enrichment, abuse of control, gross mismanagement, and waste of corporate assets. As with the complaint in the Franchi Action, the allegations in support of these claims are similar to the allegations made in the Class Actions. Plaintiff seeks a declaration that the individual defendants have breached and/or aided and abetted the breach of their fiduciary duties to the Company, a judgment on behalf of the Company of the damages sustained by the individual defendants' alleged wrongdoing, a declaration that the Company and individual defendants take action to reform and improve corporate governance and internal procedures, an award to the Company of restitution from the individual defendants, and an award to Plaintiff of the costs and disbursements of the action, including attorneys' fees. The Company's response to the complaint is due August 31, 2018.

NOTE 9—COMMON STOCK AND TREASURY STOCK

Common Stock Repurchases

On March 13, 2018, the Board of Directors of the Company approved a \$200 million stock repurchase program (the "March Repurchase Program"). Under the March Repurchase Program, the Company is authorized to repurchase up to \$200 million of its common stock. As of March 31, 2018, under the March Repurchase Program, the Company repurchased and retired 757,219 shares of common stock at an average price of \$69.48 for an aggregate amount of \$52.6 million. This included unpaid stock repurchases of \$22.0 million relating to repurchases executed on or prior to March 31, 2018 for trades settled in the fourth quarter of fiscal 2018.

On May 8, 2018, the Board of Directors of the Company approved a new \$200 million stock repurchase program (the "May Repurchase Program"). Under this the May Repurchase Program, the Company is authorized to repurchase up to an additional \$200 million of its common stock, along with the remaining balance under the March Repurchase Program. During the fourth quarter of fiscal 2018, the Company repurchased and retired 586,924 shares of common stock at an average price of \$70.11 for an aggregate amount of \$41 million. Both programs expire on June 30, 2019.

As of June 30, 2018, the Company had \$106.2 million and \$200.0 million available under the March Repurchase Program and May Repurchase Program, respectively.

The following table summarizes activity related to our stock repurchase programs for the fiscal year end as indicated (in millions, except average price per share):

	June 30,			
	2018	2017	2016	
Number of shares repurchased and retired	7.2	2.0	6.0	
Average price per share	\$ 62.13	\$ 49.81	\$ 33.21	
Aggregate purchase price	\$ 445.0	\$ 98.7	\$ 200.0	
Remaining authorization at the end of the period	\$ 306.2	\$ 1.3	\$ —	

NOTE 10—STOCK BASED COMPENSATION***Stock-Based Compensation Plans******2010 Equity Incentive Plan***

In March 2010, the Company's Board of Directors and stockholders approved the 2010 Equity Incentive Plan (the "2010 Plan"). The 2010 Plan replaced the 2005 Equity Incentive Plan (the "2005 Plan"), and no further awards will be granted pursuant to the 2005 Plan. Under the terms of the 2010 Plan, non-statutory stock options, stock appreciation rights, restricted stock, and restricted stock units ("RSUs") may be granted to employees or non-employee service providers. Incentive stock options may be granted only to employees.

The 2010 Plan is administered by the Company's Board of Directors or a committee of the Company's Board of Directors. Subject to the terms and conditions of the 2010 Plan, the administrator has the authority to select the persons to whom awards are to be made, to determine the number of shares to be subject to awards and the terms and conditions of awards, and to make all other determinations and to take all other actions necessary or advisable for the administration of the 2010 Plan. The administrator is also authorized to adopt, amend or rescind rules relating to administration of the 2010 Plan. Options and RSUs generally vest over a four year period from the date of grant and generally expire five to ten years from the date of grant. The terms of the 2010 Plan provide that an option price shall not be less than 100% of fair market value on the date of grant.

2005 Equity Incentive Plan

With the adoption of the 2010 Plan, no additional awards may be granted under the 2005 Plan. In February 2005, the Company's Board of Directors and the stockholders approved the 2005 Plan, which was amended and restated in March 2006. The 2005 Plan provided for the issuance of stock options, restricted stock and stock bonuses to employees, consultants, advisors, directors and officers of the Company. The terms of the options granted under the 2005 Plan were determined at the time of grant. The Company made use of different vesting schedules through fiscal 2009, but subsequent new grants generally vested as to 25% on the first anniversary of the date of grant and monthly thereafter over the next three years and generally have a term of 10 years from the date of grant.

As of June 30, 2018, the Company had 10,587,797 authorized shares available for future issuance under all of its stock incentive plans.

Stock-based Compensation

The following table shows total stock-based compensation expense included in the Consolidated Statements of Operations for fiscal 2018, 2017 and 2016 (in thousands):

	Years Ended June 30,		
	2018	2017	2016
Cost of revenues	\$ 360	\$ 264	\$ 448
Research and development	1,873	1,861	2,296
Sales, general and administrative	975	660	975
	<u>\$ 3,208</u>	<u>\$ 2,785</u>	<u>\$ 3,719</u>

Stock Options

The following is a summary of option activity for the Company's stock incentive plans for fiscal 2018 , 2017 and 2016 :

	Common Stock Options Outstanding			
	Number of Shares	Weighted Average Exercise Price	Weighted Average Remaining Contractual Life (Years)	Aggregate Intrinsic Value
				(In thousands)
Balance, June 30, 2015	2,301,144	\$ 2.38	3.82	\$ 67,969
Exercised	(171,263)	\$ 6.46		
Forfeitures and cancellations	(4,574)	\$ 13.82		
Balance, June 30, 2016	2,125,307	\$ 2.03	2.65	\$ 77,850
Exercised	(502,350)	\$ 2.86		
Forfeitures and cancellations	(1,356)	\$ 11.72		
Balance, June 30, 2017	1,621,601	\$ 1.76	1.55	\$ 81,413
Exercised	(1,484,110)	\$ 1.08		
Balance, June 30, 2018	137,491	\$ 9.15	3.62	\$ 10,390
Vested and expected to vest as of June 30, 2018	137,491	\$ 9.15	3.62	\$ 10,390
Vested and exercisable as of June 30, 2018	137,491	\$ 9.15	3.62	\$ 10,390

Additional information regarding options outstanding as of June 30, 2018 is as follows:

Range of Exercise Prices	Options Outstanding & Exercisable		
	Number of Options	Weighted Average Remaining Contractual Life (Years)	Weighted Average Exercise Price
\$0.01 - \$8.30	36,878	2.28	\$ 3.61
\$8.31 - \$11.74	84,514	4.23	\$ 10.69
\$11.75 - \$14.99	11,673	3.46	\$ 12.65
\$15.00 - \$18.48	2,676	3.42	\$ 15.33
\$18.49 - \$19.99	1,750	3.48	\$ 18.92
	137,491		

During fiscal 2018 , 2017 and 2016 , the aggregate intrinsic value of options exercised under the Company's stock incentive plans was \$102.0 million , \$24.8 million , and \$4.9 million , respectively, as determined as of the date of option exercise.

As of June 30, 2018 , the Company had no unrecognized compensation cost related to stock options.

The Company estimates the fair value of employee stock options using the Black-Scholes option pricing model. The fair value of employee stock options is being amortized on a straight-line basis over the requisite service period of the awards. The Company did not grant any stock options during fiscal 2018 , fiscal 2017 , or fiscal 2016 .

Forfeiture rate. The Company estimates its forfeiture rate based on an analysis of its actual forfeitures and will continue to evaluate the adequacy of the forfeiture rate based on actual forfeiture experience, analysis of employee turnover behavior and other factors. The impact from a forfeiture rate adjustment will be recognized in full in the period of adjustment, and if the actual number of future forfeitures differs from that estimated, the Company may be required to record adjustments to stock based compensation expense in future periods.

Cash received from stock option exercises during fiscal 2018 , 2017 and 2016 was \$1.5 million , \$1.4 million and \$1.1 million , respectively.

Restricted Stock Units ("RSUs")

The following table summarizes the activity of the RSUs made by the Company:

	Number of Shares	Weighted Average Grant Date Fair Value
Non-vested RSUs, June 30, 2016	400,635	\$ 26.95
RSUs granted	132,746	\$ 31.38
RSUs vested	(141,159)	\$ 23.54
RSUs canceled	(120,251)	\$ 31.84
Non-vested RSUs, June 30, 2016	<u>271,971</u>	\$ 28.72
RSUs granted	72,023	\$ 55.33
RSUs vested	(120,649)	\$ 25.29
RSUs canceled	(42,972)	\$ 33.45
Non-vested RSUs, June 30, 2017	<u>180,373</u>	\$ 40.51
RSUs granted	69,188	\$ 64.66
RSUs vested	(78,358)	\$ 38.09
RSUs canceled	(27,103)	\$ 41.45
Non-vested RSUs, June 30, 2018	<u><u>144,100</u></u>	\$ 53.24

The intrinsic value of RSUs vested in fiscal 2018 , 2017 and 2016 was \$5.4 million , \$6.2 million and \$4.6 million , respectively. The total intrinsic value of all outstanding RSUs was \$12.2 million as of June 30, 2018 .

As of June 30, 2018 , there was unrecognized compensation costs related to RSUs of \$5.6 million which the Company expects to recognize over a weighted average period of 3.3 years.

NOTE 11—INCOME TAXES

The components of income before provision for income taxes were as follows (in thousands):

	Years Ended June 30,		
	2018	2017	2016
Domestic	\$ 85,414	\$ 81,957	\$ 60,073
Foreign	228,728	203,067	179,867
	<u>\$ 314,142</u>	<u>\$ 285,024</u>	<u>\$ 239,940</u>

The provision for income taxes consisted of the following (in thousands):

	Years Ended June 30,		
	2018	2017	2016
Current			
Federal	\$ 107,167	\$ 25,533	\$ 25,635
State	5,560	360	(149)
Foreign	3,098	2,563	1,983
Current tax expense	<u>115,825</u>	<u>28,456</u>	<u>27,469</u>
Deferred			
Federal	2,059	(858)	(1,116)
State	(32)	(80)	(29)
Deferred tax expense	<u>2,027</u>	<u>(938)</u>	<u>(1,145)</u>
Provision for income taxes	<u>\$ 117,852</u>	<u>\$ 27,518</u>	<u>\$ 26,324</u>

The reconciliation of federal statutory income tax to the Company's provision for income taxes is as follows:

	Years Ended June 30,		
	2018	2017	2016
Statutory rate	28.1 %	35.0 %	35.0 %
Effect of Foreign Operations	(19.0)	(23.3)	(24.4)
State Tax Expense	0.5	0.3	(0.1)
Federal research and development credits	(0.4)	(0.4)	(0.6)
Stock-based compensation	(8.4)	(2.5)	0.3
Other permanent items	0.1	0.6	0.8
Change in US Federal Statutory Tax Rate	0.4	—	—
Transition tax	36.2	—	—
Effective tax rate	37.5 %	9.7 %	11.0 %

The Company's effective tax rate increased 27.8% to 37.5% in fiscal 2018 from 9.7% in fiscal 2017. Our effective tax rate and resulting provision for income taxes for the year ended June 30, 2018 reflects \$116.6 million provisional charges related to the 2017 Tax Act, enacted on December 22, 2017, offset by \$29.1 million related to excess tax benefits from stock-based compensation. The provisional charges comprise of \$114.3 million in deemed repatriation tax and \$2.3 million for the remeasurement of deferred income taxes.

The primary impact of the 2017 Tax Act in fiscal year 2018 is a reduction of the Company's federal statutory tax rate from 35% to 28% and the imposition of a Transition Tax on the accumulated unremitted earnings of the Company's foreign subsidiaries. Prior to the 2017 Tax Act, a substantial majority of undistributed earnings of our foreign subsidiaries were considered to be indefinitely reinvested. The Transition Tax is a one-time tax on accumulated unremitted earnings at a rate of 15.5% to the extent of the aggregate foreign cash position of the Company's foreign subsidiaries and a rate of 8% to the extent that accumulated unremitted earnings exceed the aggregate foreign cash position. As of June 30, 2018, the Company no longer considers its non-US earnings to be permanently reinvested. The 2017 Tax Act allows the Company to elect to pay the Transition Tax in eight annual interest-free installments beginning October 2018, although for accounting purposes the Company recorded our provisional estimate of the entire Transition Tax in the second quarter of fiscal year 2018. The 2017 Tax Act has other provisions that will significantly impact the Company beginning in fiscal year 2019, including a further reduction of the federal statutory tax rate to 21% and provisions such as Global Intangible Low Tax Income ("GILTI") and Base Erosion Anti-Abuse Tax that may increase taxation of the Company's international earnings. The Company is still considering the impact of these provisions on its effective tax rate in fiscal year 2019 and future years.

On December 22, 2017, Staff Accounting Bulletin No. 118 ("SAB 118") was issued by the SEC to address the application of U.S. GAAP in situations when a registrant does not have the necessary information available, prepared, or analyzed (including computations) in reasonable detail to complete the accounting for certain income tax effects of the Act. Because the Company is still in the process of analyzing certain provisions of the Act, in accordance with SAB 118, the Company has determined that the adjustments to its deferred taxes and its estimated Transition Tax inclusion were provisional amounts and reasonable estimates at June 30, 2018. Additionally, the 2017 Tax Act creates a new requirement that certain income (i.e., GILTI) earned by controlled foreign corporations ("CFCs") after July 1, 2018, must be included currently in the gross income of the CFCs' U.S. shareholders. The Company's selection of an accounting policy with respect to the new GILTI tax rules will depend, in part, on analyzing its global income to determine whether it expects to have future U.S. inclusions in taxable income related to GILTI and, if so, what the impact is expected to be. Since the Company is not yet able to reasonably estimate the effect of this provision of the 2017 Tax Act, the Company has not made any adjustments related to potential GILTI tax in its financial statements and has not made a policy decision regarding whether to record deferred taxes on GILTI.

Significant components of the Company's deferred tax assets and liabilities as of June 30, 2018 are as follows (in thousands):

	June 30,	
	2018	2017
Deferred tax assets		
Reserves and Allowances	\$ 819	\$ 2,215
Stock-based compensation	330	712
Accrued expenses	141	371
State tax	1,392	1,110
Other	751	782
Total deferred tax assets	3,433	5,190
Deferred tax liabilities		
Basis difference for fixed assets	(327)	(57)
Total deferred tax liabilities	(327)	(57)
Net deferred tax assets	\$ 3,106	\$ 5,133

A reconciliation of the beginning and ending balances of the unrecognized tax benefits during the years ended June 30, 2018, 2017 and 2016 consists of the following (in thousands):

	Years Ended June 30,		
	2018	2017	2016
Unrecognized benefit—beginning of year	\$ 27,438	\$ 22,851	\$ 19,590
Gross increases—current year tax positions	4,762	5,184	3,879
Gross decreases—prior year tax positions due to statute lapse	(3,056)	(597)	(618)
Unrecognized benefit—end of year	\$ 29,144	\$ 27,438	\$ 22,851

As of June 30, 2018, the Company had approximately \$29.1 million of unrecognized tax benefits, substantially all of which would, if recognized, affect its tax expense. The Company recognizes interest and penalties related to unrecognized tax benefits within the income tax expense line in the accompanying Consolidated Statement of Operations and Comprehensive Income. Accrued interest and penalties are included within the related tax liability line in the Consolidated Balance Sheet. As of June 30, 2018, the Company had \$3.0 million accrued interest related to uncertain tax matters. The Company, or one of its subsidiaries, files income tax returns in the United States federal jurisdiction, and various state, local, and foreign jurisdictions and is currently undergoing income tax examinations by the U.S. Internal Revenue Service and the Hong Kong Inland Revenue Department. All material consolidated federal income tax matters have been concluded for years through 2014. All material state and local income tax matters have been concluded through 2014. The majority of the Company's foreign jurisdictions have been concluded through 2014, with the exception of Hong Kong which has been reviewed through 2009. The Company believes that within the next twelve months, it is reasonably possible that a decrease of up to \$5.2 million in unrecognized tax benefits may occur due to settlements with tax authorities or statute lapse.

In July 2018, the Company received a draft Notice of Proposed Adjustment (“NOPA”) from the Internal Revenue Service (IRS) proposing an adjustment to income for the fiscal 2015 and 2016 tax years based on its interpretation of certain obligations of the non-US entities under the credit facility. The incremental tax liability associated with the income adjustment proposed in the draft NOPA would be approximately \$50 million, excluding interest and penalties. The Company strongly believes the position of the IRS with regard to this matter is inconsistent with the provisions of the credit facility and applicable tax laws. However, there can be no assurance that this matter will be resolved in the Company's favor. Regardless of whether the matter is resolved in the Company's favor, the final resolution of this matter could be expensive and time-consuming to defend and/or settle. While the Company believes that the tax originally paid in fiscal 2015 and 2016 is correct, it has not provided an additional reserve for this tax uncertainty. However, there is still a possibility that an adverse outcome of the matter could have a material effect on the Company's results of operations and financial condition.

On July 27, 2015, in *Altera Corp. v. Commissioner*, the U.S. Tax Court issued a decision related to the treatment of stock-based compensation expense in an intercompany cost-sharing arrangement, holding that the Treasury Regulations under which the compensation was mandatorily included as costs were invalid. On June 27, 2016, the Internal Revenue Service (IRS) appealed the court's decision to the Ninth Circuit Court of Appeals. On July 24, 2018 the Ninth Circuit Court of Appeals overturned the U.S. Tax Court's decision reversing in favor of the IRS, and holding that the Regulations were valid. On August 8, 2018, the Ninth Circuit Court of Appeals withdrew this decision, and assigned a new panel to consider the appeal. We will continue to

monitor ongoing developments and potential impacts of this case on our consolidated financial statements, and intercompany arrangements.

NOTE 12—SEGMENT INFORMATION, REVENUES BY GEOGRAPHY AND SIGNIFICANT CUSTOMERS

Management has determined that the Company operates as one reportable and operating segment as the Company's Chief Executive Officer, who is the Company's chief operating decision maker, does not make decisions about resources to be allocated or assess performance on a segment basis. Furthermore, the Company does not organize or report its costs on a segment basis. The Company presents its revenue by product type in two primary categories: Service Provider Technology and Enterprise Technology.

Revenue

Revenues by product type were as follows (in thousands, except percentages):

	Years Ended June 30,					
	2018		2017		2016	
Service Provider Technology	\$ 446,600	44%	\$ 455,598	53%	\$ 418,346	63%
Enterprise Technology	570,261	56%	409,670	47%	248,049	37%
Total revenues	\$ 1,016,861	100%	\$ 865,268	100%	\$ 666,395	100%

Revenues by geography based on customer's ship-to destinations were as follows (in thousands, except percentages):

	Years Ended June 30,					
	2018		2017		2016	
North America ⁽¹⁾	\$ 410,378	40%	\$ 331,435	38%	\$ 239,526	36%
South America	92,251	9%	105,511	12%	85,036	13%
Europe, the Middle East and Africa ("EMEA")	411,388	41%	334,473	39%	264,404	39%
Asia Pacific	102,844	10%	93,849	11%	77,429	12%
Total revenues	\$ 1,016,861	100%	\$ 865,268	100%	\$ 666,395	100%

(1) Revenue for the United States was \$390.6 million, \$315.0 million and \$225.6 million for fiscal 2018, 2017 and 2016, respectively.

Customers with an accounts receivable balance of 10% or greater of total accounts receivable and customers with net revenues of 10% or greater of total revenues are presented below for the periods indicated:

	Percentage of Revenues			Percentage of Accounts Receivable	
	Years Ended June 30,			June 30,	
	2018	2017	2016	2018	2017
Customer A	11%	*	*	12%	12%
Customer B	*	11%	*	15%	18%

* denotes less than 10%

NOTE 13—RELATED PARTY TRANSACTIONS AND CERTAIN OTHER TRANSACTIONS

Aircraft Lease Agreement

On November 13, 2013, the Company entered into an aircraft lease agreement (the "Aircraft Lease Agreement") with RJP Manageco LLC (the "Lessor"), a limited liability company owned by the Company's Chief Executive Officer, Robert J. Pera. Pursuant to the Aircraft Lease Agreement, the Company may lease an aircraft owned by the Lessor for Company business purposes. Under the Aircraft Lease Agreement, the aircraft may be leased at a rate of \$5,000 per flight hour. This hourly rate does not include the cost of flight crew or on-board services, which the Company will purchase from a third-party provider. The Company recognized a total of approximately \$1.6 million, \$2.1 million and \$1.3 million in expenses pursuant to the Aircraft Lease Agreement during fiscal 2018, fiscal 2017 and fiscal 2016, respectively. All expenses pursuant to the Aircraft Lease Agreement have been included in the Company's sales, general and administrative expenses in the Consolidated Statements of Operations.

NOTE 14 - SUBSEQUENT EVENTS

Repurchase Program

[Table of Contents](#)

During the first quarter of fiscal 2019, the Company repurchased and retired 68,103 shares of common stock at an average price of \$ 79.83 for an aggregate amount of \$ 5.4 million . As of August 23, 2018, the Company had \$ 100.8 million and \$ 200.0 million available under the March Repurchase Program and May Repurchase Program, respectively.

Dividends

On August 24, 2018 the Company announced that its Board of Directors had approved a quarterly cash dividend of \$0.25 per share payable on September 10, 2018 to shareholders of record at the close of business on September 4, 2018. The Company intends to pay regular quarter cash dividends of at least \$0.25 per share for the remainder of fiscal year 2019. Any future dividends will be subject to the approval of the Company's Board of Directors.

NOTE 15—SUPPLEMENTARY DATA (UNAUDITED)

The following table presents the Company's unaudited consolidated statements of operations data for each of the eight quarters during fiscal 2018 and 2017 . In management's opinion, this information has been presented on the same basis as the audited consolidated financial statements included in a separate section of this report, and all necessary adjustments, consisting only of normal recurring adjustments, have been included in the amounts below to state fairly the unaudited quarterly results when read in conjunction with the audited consolidated financial statements and related notes. The operating results for any quarter should not be relied upon as necessarily indicative of results for any future period.

In thousands, except per share data	Fiscal 2018			
	First Quarter	Second Quarter	Third Quarter	Fourth Quarter
Net revenue	\$ 245,868	\$ 250,811	\$ 250,404	\$ 269,778
Gross profit	111,656	96,900	114,476	120,540
Income from operations	87,063	66,080	84,870	88,114
Net income (loss) and comprehensive income (loss)	74,925	(51,459)	102,739	70,085
Net income (loss) per share of common stock:				
Basic	\$ 0.93	\$ (0.66)	\$ 1.34	\$ 0.95
Diluted	\$ 0.92	\$ (0.66)	\$ 1.32	\$ 0.94

	Fiscal 2017			
	First Quarter	Second Quarter	Third Quarter	Fourth Quarter
Net revenue	\$ 204,757	\$ 213,536	\$ 218,359	\$ 228,616
Gross profit	98,304	95,139	99,086	103,179
Income from operations	74,902	69,800	73,409	71,650
Net income and comprehensive income	71,788	60,608	64,432	60,678
Net income per share of common stock:				
Basic	\$ 0.88	\$ 0.74	\$ 0.79	\$ 0.76
Diluted	\$ 0.86	\$ 0.72	\$ 0.77	\$ 0.74

Exhibit Index

The following exhibits are filed herewith or are incorporated by reference to exhibits previously filed with the Securities and Exchange Commission. Ubiquiti Networks, Inc. (the "Registrant") shall furnish copies of exhibits for a reasonable fee (covering the expense of furnishing copies) upon request.

Exhibit Number	Description	Incorporated by Reference from Form	Incorporated by Reference from Exhibit Number	Date Filed	Filed Herewith
3.1	Form of Third Amended and Restated Certificate of Incorporation of Ubiquiti Networks, Inc.	S-1	3.2	June 17, 2011	
3.2	Form of Amended and Restated Bylaws of Ubiquiti Networks, Inc.	S-1	3.4	June 17, 2011	
4.1	Specimen Common Stock Certificate of Ubiquiti Networks, Inc.	S-1	4.1	October 3, 2011	
4.2	Registration Agreement, dated March 2, 2010, between Ubiquiti Networks, Inc. and certain holders of Ubiquiti Networks, Inc.'s capital stock named therein.	S-1	4.2	June 17, 2011	
4.3	Investor Rights Agreement, dated as of March 2, 2010, between Ubiquiti Networks, Inc. and certain holders of Ubiquiti Networks, Inc.'s capital stock named therein.	S-1	4.3	June 17, 2011	
10.1	Form of Indemnification Agreement between Ubiquiti Networks, Inc. and its directors and officers.	S-1	10.1	October 3, 2011	
10.2#	Amended and Restated 2005 Equity Incentive Plan and forms of agreement thereunder.	S-1	10.2	June 17, 2011	
10.3#	Amended and Restated 2010 Equity Incentive Plan and forms of agreement thereunder.	S-1	10.3	June 17, 2011	
10.4#	Employment Agreement, dated as of February 10, 2011, between Ubiquiti Networks, Inc. and Benjamin Moore.	S-1	10.5	June 17, 2011	
10.5#	Employment Agreement, dated as of March 1, 2016, between Ubiquiti Networks, Inc. and Kevin Radigan.	10-K	10.6	August 22, 2016	
10.6	Jinyong Ji Investment Taiwan Lease, dated as of March 16, 2010, between Ubiquiti Networks, Inc. and Jinyong Ji Investment Co., Ltd.	S-1	10.1	June 17, 2011	
10.7	Lease, dated as of July 9, 2010, between Ubiquiti Networks, Inc. and The Welsh Office Center LLC.	S-1	10.11	June 17, 2011	
10.8†	Amended Technology License Agreement, dated as of September 1, 2010, between Ubiquiti Networks, Inc. and Atheros Communications, Inc.	S-1	10.12	June 17, 2011	

[Table of Contents](#)

10.9	Taiwan Lease, dated as of July 20, 2011, between Jin Yeoung Ji Co., Ltd. and Ubiquiti Networks International Limited, Taiwan Branch.	10-Q	10.15	November 14, 2011	
10.10	Credit Agreement, dated as of May 3, 2014, by and among Ubiquiti Networks, Inc. and Ubiquiti International Holding Company Limited, as Borrowers, the Lenders referred to therein, as Lenders and Wells Fargo Bank, National Associate, as Administration Agent	10-Q	10.1	May 9, 2014	
10.11	Amended and Restated Credit Agreement, dated as of March 3, 2015, by and among Ubiquiti Networks, Inc. and Ubiquiti International Holding Company Limited, as Borrowers, the Lenders referred to therein, as Lenders, and Wells Fargo Bank, National Association, as Administrative Agent.	8-K	10.1	March 6, 2015	
10.12	First Amendment dated as April 14, 2017, to Amended and Restated Credit Agreement, dated as of March 3, 2015, by and among Ubiquiti Networks, Inc. and Ubiquiti International Holding Company Limited, as borrowers, certain subsidiaries of the borrowers, as guarantors, the lenders and other financial institutions party thereto and Wells Fargo Bank, National Association, as administrative agent.	8-K	10.1	April 20, 2017	
10.13	Second Amendment, dated as of October 31, 2017, to Amended and Restated Credit Agreement, dated as of March 3, 2015, by and among Ubiquiti Networks, Inc. and Ubiquiti International Holding Company Limited, as borrowers, certain subsidiaries of borrowers, as guarantors, the lenders and other financial institutions party thereto and Wells Fargo Bank, National Associations, as administrative agent.	8-K	10.1	November 1, 2017	
10.14	Second Amended and Restated Credit Agreement, dated as of January 17, 2018, by and among Ubiquiti Networks, Inc. and Ubiquiti International Holding Company Limited, as borrowers, certain subsidiaries of borrowers, as guarantors, the lenders and other financial institutions party thereto and Wells Fargo Bank, National Associations, as administrative agent	8-K	10.1	January 23, 2018	
10.15	First Amendment to Second Amended and Restated Credit Agreement and Joinder Agreement, dated as of June 29, 2018, by and among Ubiquiti Networks, Inc. and Ubiquiti International Holding Company Limited, an exempted company incorporated under the laws of Cayman Islands, certain subsidiaries of the borrower, as guarantors, the lenders and other financial institutions party thereto and Wells Fargo Bank, National Associations, as administrative agent.	10-K	10.1	August 24, 2018	X

[Table of Contents](#)

10.16	Aircraft Lease Agreement between Ubiquiti Networks, Inc. and RJP Manageco LLP, dated November 13, 2013	10-Q	10.1	February 7, 2014	
21.1	List of subsidiaries of Ubiquiti Networks, Inc.				X
23.2	Consent of independent registered public accounting firm				X
23.1	Consent of independent registered public accounting firm				X
24.1	Power of Attorney (contained in the signature page to this Form 10-K)				X
31.1	Certification of Principal Executive Officer Required Under Rule 13a-14(a) and 15d-14(a) of the Securities Exchange Act of 1934, as amended.				X
31.2	Certification of Principal Financial Officer Required Under Rule 13a-14(a) and 15d-14(a) of the Securities Exchange Act of 1934, as amended.				X
32.1~	Certification of Principal Executive Officer and Principal Financial Officer Required Under Rule 13a-14(b) of the Securities Exchange Act of 1934, as amended, and 18 U.S.C. §1350.				X
101.INS	XBRL Instance Document				X
101.SCH	XBRL Taxonomy Schema Linkbase Document				X
101.CAL	XBRL Taxonomy Calculation Linkbase Document				X
101.DEF	XBRL Taxonomy Extension Definition Linkbase Document				X
101.LAB	XBRL Taxonomy Labels Linkbase Document				X
101.PRE	XBRL Taxonomy Presentation Linkbase Document				X

Management contracts or compensation plans or arrangements in which directors or executive officers are eligible to participate.

† Portions of the exhibit have been omitted pursuant to an order granted by the Securities and Exchange Commission for confidential treatment.

~ In accordance with Item 601(b)(32)(ii) of Regulation S-K and SEC Release No. 33-8238 and 34-47986, Final Rule: Management’s Reports on Internal Control Over Financial Reporting and Certification of Disclosure in Exchange Act Periodic Reports, the certifications furnished in Exhibit 32.1 hereto are deemed to accompany this Form 10-K and will not be deemed “filed” for purposes of Section 18 of the Exchange Act. Such certifications will not be deemed to be incorporated by reference into any filings under the Securities Act or the Exchange Act, except to the extent that the registrant specifically incorporates it by reference.

FIRST AMENDMENT TO SECOND AMENDED AND RESTATED CREDIT AGREEMENT
AND JOINDER AGREEMENT

This FIRST AMENDMENT TO SECOND AMENDED AND RESTATED CREDIT AGREEMENT AND JOINDER AGREEMENT (this "Amendment") is dated as of June 29, 2018, by and among UBIQUITI NETWORKS, INC., a Delaware corporation (the "Parent Borrower") and UBIQUITI INTERNATIONAL HOLDING COMPANY LIMITED, an exempted company incorporated under the laws of the Cayman Islands (the "Cayman Borrower" and, together with the Parent Borrower, the "Borrowers"), certain Subsidiaries of the Borrowers party hereto (the "Guarantors"), each of the Lenders party hereto, and WELLS FARGO BANK, NATIONAL ASSOCIATION, as administrative agent for the Lenders (in such capacity, the "Administrative Agent").

Statement of Purpose

The Borrowers, the Lenders party thereto and the Administrative Agent are parties to that certain Second Amended and Restated Credit Agreement dated as of January 17, 2018 (as amended, restated, supplemented or otherwise modified from time to time prior to the date hereof, the "Existing Credit Agreement", and as amended by this Amendment, the "Credit Agreement"), pursuant to which the Lenders have extended a term loan to the Parent Borrower and a revolving credit facility to the Borrowers.

The Cayman Borrower and certain other Foreign Subsidiaries of the Parent Borrower are parties to that certain Second Amended and Restated Foreign Collateral Agreement, dated as of January 17, 2018 (as amended, restated, supplemented or otherwise modified from time to time, the "Foreign Collateral Agreement"), pursuant to which the Grantors (as defined therein) party thereto have granted and pledged a security interest in certain Collateral (as defined therein) to the Administrative Agent as collateral security for the payment and performance of the Foreign Secured Obligations.

The Borrowers have requested, and subject to the terms and conditions set forth herein, the Administrative Agent and the Lenders have agreed, to (a) amend the Existing Credit Agreement and (b) add Ubiquiti Global Energy Limited, an exempted company incorporated under the laws of the Cayman Islands (the "Ubiquiti Global"), as a "Grantor" (as defined in the Foreign Collateral Agreement) under the Foreign Collateral Agreement, in each case as specifically set forth herein.

NOW, THEREFORE, for good and valuable consideration, the receipt and sufficiency of which are hereby acknowledged, the parties hereto hereby agree as follows:

1. Capitalized Terms. All capitalized undefined terms used in this Amendment (including, without limitation, in the introductory paragraph and the Statement of Purpose hereto) shall have the meanings assigned thereto in the Credit Agreement.

2. Amendments to Existing Credit Agreement. Subject to and in accordance with the terms and conditions set forth herein, the parties hereto agree that the Existing Credit Agreement is amended as follows:

(a) the following definitions are hereby added to Section 1.1 of the Existing Credit Agreement in the appropriate alphabetical order to read in their entirety as follows:

"Beneficial Ownership Certification" means a certification regarding beneficial ownership as required by the Beneficial Ownership Regulation.

"Beneficial Ownership Regulation" means 31 CFR § 1010.230.

"Cayman Subsidiary Guaranty" means the Third Amended and Restated Cayman Subsidiary Guaranty Agreement dated as of the First Amendment Effective Date, executed by Ubiquiti Cayman, Ubiquiti Global, and certain other Subsidiaries of the Cayman Borrower from time to time party thereto in favor of the Administrative Agent, for the ratable benefit of the Secured Parties.

"First Amendment Effective Date" means June 29, 2018.

"Ubiquiti Global" means Ubiquiti Global Energy Limited, an exempted company incorporated under the laws of the Cayman Islands.

"Ubiquiti Global Share Charge" means the equitable charge over shares dated as of June 29, 2018, pursuant to which the Administrative Agent, for the benefit of the Secured Parties, is granted a security interest (or the equivalent under Cayman Islands law) in one-hundred percent (100%) of the Equity Interests of Ubiquiti Global.

(b) the definition of "Change in Control" in Section 1.1 of the Existing Credit Agreement is hereby amended by replacing clause (c) of such definition with the following:

"(c) the Cayman Borrower shall fail to control and directly own 100% of each class of outstanding Equity Interests of Ubiquiti Hong Kong, Ubiquiti Cayman and Ubiquiti Global."

(c) the definition of "Foreign Credit Parties" in Section 1.1 of the Existing Credit Agreement is hereby amended by replacing such definition with the following:

"Foreign Credit Parties" means, collectively, (a) the Cayman Borrower, (b) Ubiquiti Hong Kong, (c) Ubiquiti Cayman and (d) Ubiquiti Global.

(d) the definition of "Guarantors" in Section 1.1 of the Existing Credit Agreement is hereby amended by replacing such definition with the following:

"Guarantors" means, collectively, (a) the US Guarantors, (b) Ubiquiti Hong Kong, (c) Ubiquiti Cayman, and (d) Ubiquiti Global.

(e) the definition of "Guaranty Agreements" in Section 1.1 of the Existing Credit Agreement is hereby amended by replacing the reference therein to "Ubiquiti Cayman Guaranty" with "Cayman Subsidiary Guaranty".

(f) the definition of "Material Foreign Subsidiary" in Section 1.1 of the Existing Credit Agreement is hereby amended by adding a new clause (d) to such definition to read as follows: "(d) Ubiquiti Global," and re-lettering existing clauses (d) and (e) to clauses (e) and (f), respectively.

(g) the definition of "Security Documents" in Section 1.1 of the Existing Credit Agreement is hereby amended by adding "the Ubiquiti Global Share Charge," after the reference to "the Ubiquiti Cayman Share Charge," and before the reference to "the Ubiquiti Hong Kong Charge over Accounts".

(h) the definition of "Ubiquiti Cayman Guaranty" in Section 1.1 of the Existing Credit Agreement is hereby deleted.

(i) Section 7.17 of the Existing Credit Agreement is hereby amended by (i) adding "(a)" after "The Borrowers will" and before "maintain in effect" and (ii) adding new clauses (b) and (c) at the end of such Section to read as follows:

"(b) notify the Administrative Agent and each Lender that previously received a Beneficial Ownership Certification of any change in the information provided in the Beneficial Ownership Certification that would result in a change to the list of beneficial owners identified therein and (c) promptly upon the reasonable request of the Administrative Agent or any Lender, provide the Administrative Agent or such Lender, as the case may be, any information or documentation requested by it for purposes of complying with the Beneficial Ownership Regulation."

(j) Section 8.2 of the Existing Credit Agreement is hereby amended by adding "and agreements among the Cayman Borrower and Ubiquiti Global existing on the First Amendment Effective Date, in each case" after the reference to "Ubiquiti Cayman existing on the Closing Date" and before the reference to "as such agreements are amended from time to time in accordance with their terms".

(k) Section 8.4 of the Existing Credit Agreement is hereby amended by replacing the reference therein to "and Ubiquiti Cayman" with ", Ubiquiti Cayman and Ubiquiti Global".

3. Foreign Collateral Agreement Supplement.

(a) Joinder of Ubiquiti Global to Foreign Collateral Agreement.

(i) The Credit Parties and Ubiquiti Global hereby agree that by execution of this Amendment, Ubiquiti Global is a party to the Foreign Collateral Agreement as if a signatory thereof as a Grantor (as defined in the Foreign Collateral Agreement) and as an Issuer (as defined in the Foreign Collateral Agreement) on the First Amendment Effective Date, and Ubiquiti Global (A) shall comply with, and be subject to, and have the benefit of, all of the terms, covenants, conditions, agreements and obligations set forth in the Foreign Collateral Agreement and (B) hereby makes each representation and warranty set forth in the Foreign Collateral Agreement (subject to the information set forth on the schedules delivered pursuant to clause (d) below and with references in such representations and warranties to the "Closing Date" or "the date hereof" (or similar terms) being deemed to be the date of this Amendment). The Credit Parties and Ubiquiti Global hereby agree that each reference to a "Grantor", the "Grantors", an "Issuer" or the "Issuers" in the Foreign Collateral Agreement and the other Loan Documents shall include Ubiquiti Global.

(ii) In order to secure the prompt and complete payment and performance when due (whether at the stated maturity, by acceleration or otherwise) of the Foreign Secured Obligations in accordance with the terms of the Credit Agreement and the other Loan Documents, (A) Ubiquiti Global hereby grants, pledges and collaterally assigns to the Administrative Agent, for the ratable benefit of itself and the Secured Parties, a security interest in and to all of Ubiquiti Global's right, title and interest in and to all Collateral (as defined in the Foreign Collateral Agreement) whether now owned or at any time hereafter acquired by Ubiquiti Global or in which Ubiquiti Global now has or at any time in the future may acquire any right, title or interest, and wherever located or deemed located (collectively, the "New Collateral") and (B) the Cayman Borrower hereby confirms that the Cayman Borrower's Collateral (as defined in the Foreign Collateral Agreement) includes 100% of the Equity Interests owned by it in Ubiquiti Global (collectively, the "Additional Investment Property").

(iii) The Cayman Borrower and Ubiquiti Global hereby agree that "Collateral" as used in the Foreign Collateral Agreement and the Credit Agreement shall include all New Collateral and all Additional Investment Property pledged pursuant hereto, "General Intangibles", "Investment Property",

"Equity Interests" and/or "Partnership/LLC Interests", as applicable, as used therein shall include the Additional Investment Property pledged pursuant hereto and "Foreign Collateral Agreement" or "Agreement" as used therein shall mean the Foreign Collateral Agreement as supplemented hereby.

(b) Filing Information and Perfection. Pursuant to Section 4.6 of the Foreign Collateral Agreement, Ubiquiti Global hereby authorizes the Administrative Agent to file or record financing statements and other filing or recording documents or instruments with respect to the Collateral (as defined in the Foreign Collateral Agreement) in such form and in such offices as the Administrative Agent determines appropriate to perfect the Security Interests (as defined in the Foreign Collateral Agreement) of the Administrative Agent under this Amendment and the Foreign Collateral Agreement. The Credit Parties and Ubiquiti Global shall deliver to the Administrative Agent such certificates and other documents (including, without limitation, stock certificates, stock powers, unit certificates and unit powers, as applicable) and take such action as the Administrative Agent shall reasonably request in order to effectuate the terms hereof and of the Foreign Collateral Agreement.

(c) Acknowledgement and Consent. Ubiquiti Global hereby acknowledges receipt of copies of the Credit Agreement, the Foreign Collateral Agreement, the Cayman Subsidiary Guaranty and the other Loan Documents to which it is a party and agrees for the benefit of the Administrative Agent and the Secured Parties to be bound thereby and to comply with the terms thereof insofar as such terms are applicable to it.

(d) Schedules to the Credit Agreement and the Foreign Collateral Agreement. Attached hereto as Annex A is all information required to be provided on (i) Schedules 6.1, 6.2, 6.12 and 6.17 to the Credit Agreement and (ii) Schedules 3.6, 3.9, 3.10, 3.12 and 3.13 to the Foreign Collateral Agreement, setting forth all information required to be provided therein with respect to Ubiquiti Global. For purposes of this clause (d), all references to "Closing Date" or "the date hereof" (or similar terms) that qualify such Schedules shall be deemed to mean the date of this Amendment.

4. Conditions to Effectiveness. The effectiveness of this Amendment shall be subject to the satisfaction of each of the following conditions precedent:

(a) Documents. The Administrative Agent's receipt of the following, each properly executed by a Responsible Officer of the signing Credit Party and each in form and substance reasonably satisfactory to the Administrative Agent:

(i) this Amendment, duly executed by each of the Credit Parties, Ubiquiti Global, the Administrative Agent, and the Required Lenders;

(ii) a Third Amended and Restated Cayman Subsidiary Guaranty executed by Ubiquiti Cayman and Ubiquiti Global in favor of the Administrative Agent;

(iii) a Charge Over Shares in Ubiquiti Global executed by the Cayman Borrower, in favor of the Administrative Agent, pursuant to which the Administrative Agent is granted a security interest (or the equivalent under Cayman Islands law) in one-hundred percent (100%) of the Equity Interests of Ubiquiti Global;

(iv) a certificate of a Responsible Officer of the Cayman Borrower and Ubiquiti Global certifying as to the incumbency and genuineness of the signature of each officer of such Person executing any applicable Loan Documents to which it is a party and certifying that attached thereto is a true, correct and complete copy of (A) the articles or certificate of incorporation or formation (or equivalent), as applicable, of such Person and all amendments

thereto, certified as of a recent date by the appropriate Governmental Authority in its jurisdiction of incorporation, organization or formation (or equivalent), as applicable, (B) the bylaws or other governing document of such Person as in effect on the First Amendment Effective Date, (C) resolutions duly adopted by the board of directors (or other governing body) of such Person authorizing and approving the transactions contemplated hereunder and the execution, delivery and performance of this Amendment and any other applicable Loan Documents to which it is a party, and (D) a certificate, as of a recent date, of the good standing of such Person under the laws of the Cayman Islands; and

(v) Legal opinions from counsel to the Credit Parties with respect to Ubiquiti Global, the applicable Loan Documents and such other matters as the Administrative Agent shall reasonably request.

(b) Personal Property Collateral.

(i) Register of Mortgages and Charges. The Administrative Agent shall have received a true, correct and complete copy of the register of mortgages and charges for Ubiquiti Global and the Cayman Borrower which shall include details of all Security Documents entered into by Ubiquiti Global and the Cayman Borrower.

(ii) Other Collateral Documentation. The Administrative Agent shall have received any documents reasonably requested thereby or as required by the terms of the Security Documents to evidence its security interest in Ubiquiti Global's Collateral or the pledge of Ubiquiti Global's Equity Interests by the Cayman Borrower.

(c) No Default. No Default or Event of Default shall have occurred and be continuing immediately prior to or after giving effect to this Amendment.

(d) PATRIOT Act. Ubiquiti Global shall have provided to the Administrative Agent and the Lenders the documentation and other information requested by the Administrative Agent in order to comply with requirements of the PATRIOT Act, applicable "know your customer" and anti-money laundering rules and regulations prior to the First Amendment Effective Date.

(e) Beneficial Ownership. Each Credit Party or Subsidiary thereof that qualifies as a "legal entity customer" under the Beneficial Ownership Regulation shall have delivered to the Administrative Agent, and any Lender requesting the same, a Beneficial Ownership Certification in relation to such Credit Party or such Subsidiary, in each case prior to the First Amendment Effective Date.

(f) Fees and Expenses. The Borrowers shall have paid all fees and expenses as separately agreed to in connection with this Amendment, including without limitation, all reasonable fees, charges and disbursements of counsel to the Administrative Agent (directly to such counsel if requested by the Administrative Agent).

For purposes of determining compliance with the conditions specified in this Section 4, each Lender that has signed this Amendment shall be deemed to have consented to, approved or accepted or to be satisfied with, each document or other matter required thereunder to be consented to or approved by or acceptable or satisfactory to a Lender unless the Administrative Agent shall have received notice from such Lender prior to the First Amendment Effective Date specifying its objection thereto.

5. Security Document Actions. Notwithstanding anything to the contrary in any Security Document or any other Loan Document, the Cayman Borrower and Ubiquiti Global shall have thirty (30) days after the First Amendment Effective Date (or such longer period agreed to by the Administrative Agent) to take any actions required under any Security Document or any other Loan Document with respect to the pledge and perfection of Ubiquiti Global's Equity Interests by the Cayman Borrower and perfection of the Administrative Agent's security interest in Ubiquiti Global's Collateral (as defined in the Foreign Collateral Agreement).

6. Limited Effect. Except as expressly provided herein, the Credit Agreement and the other Loan Documents shall remain unmodified and in full force and effect. This Amendment shall not be deemed (a) to be a waiver of, or consent to, or a modification or amendment of, any other term or condition of the Credit Agreement or any other Loan Document other than as expressly set forth herein, (b) to prejudice any right or rights which the Administrative Agent or the Lenders may now have or may have in the future under or in connection with the Credit Agreement or the other Loan Documents or any of the instruments or agreements referred to therein, as the same may be amended, restated, supplemented or modified from time to time, or (c) to be a commitment or any other undertaking or expression of any willingness to engage in any further discussion with the Borrowers, any of their Subsidiaries or any other Person with respect to any other waiver, amendment, modification or any other change to the Credit Agreement or the Loan Documents or any rights or remedies arising in favor of the Lenders or the Administrative Agent, or any of them, under or with respect to any such documents. References in the Credit Agreement to "this Agreement" (and indirect references such as "hereunder", "hereby", "herein", "hereof" or other words of like import) and in any Loan Document to the "Credit Agreement" shall be deemed to be references to the Credit Agreement as modified hereby.

7. Representations and Warranties. Each Borrower and each Guarantor (including Ubiquiti Global) represents and warrants that (a) it has the corporate or other equivalent power and authority to make, deliver and perform this Amendment, (b) it has taken all necessary corporate or other equivalent action to authorize the execution, delivery and performance of this Amendment, (c) this Amendment has been duly executed and delivered on behalf of such Person, (d) this Amendment constitutes a legal, valid and binding obligation of such Person, enforceable against it in accordance with its terms, except as enforceability may be limited by applicable bankruptcy, insolvency, reorganization, moratorium or similar laws affecting the enforcement of creditors' rights generally and by general equitable principles (whether enforcement is sought by proceedings in equity or at law), (e) each of the representations and warranties made by such Credit Party in or pursuant to the Loan Documents is true and correct in all material respects (except to the extent that such representation and warranty is subject to a materiality or Material Adverse Effect qualifier, in which case it shall be true and correct in all respects), in each case on and as of the date hereof as if made on and as of the date hereof, except to the extent that such representations and warranties relate to an earlier date, in which case such representations and warranties are true and correct in all material respects as of such earlier date, (f) no Default or Event of Default has occurred and is continuing as of the date hereof or would result after giving effect to this Amendment and the transactions contemplated hereby, and (g) as of the First Amendment Effective Date, all of the information included in any Beneficial Ownership Certification is true and correct.

8. Acknowledgement and Reaffirmation. By their execution hereof, each Borrower and each Guarantor (including Ubiquiti Global) hereby expressly (a) consents to this Amendment, (b) acknowledges that the covenants, representations, warranties and other obligations set forth in the Credit Agreement, the Notes and the other Loan Documents to which such Borrower or such Guarantor is a party remain in full force and effect (it being understood and agreed that to the extent any such covenants, representations, warranties or other obligations are expressly modified herein, such covenants, representations, warranties or obligations shall continue in full force and effect as expressly modified herein) and (c) ratifies and reaffirms any guarantee and grant of security interests and Liens on any of

their respective Collateral pursuant to any Loan Document as security for or otherwise guaranteeing the Obligations under or with respect to the Loan Documents and confirm and agree that such security interests and Liens are in all respects continuing and in full force and effect and shall continue to secure all of the Obligations under the Loan Documents (after giving effect to this Amendment).

9. Costs, Expenses and Taxes. The Borrowers agree to pay all reasonable and documented out-of-pocket costs and expenses of the Administrative Agent in connection with the preparation, execution, delivery and administration of this Amendment and the other instruments and documents to be delivered hereunder, including, without limitation, the reasonable and documented fees and out-of-pocket expenses of counsel for the Administrative Agent.

10. Execution in Counterparts. This Amendment may be executed by one or more of the parties hereto in any number of separate counterparts and all of said counterparts taken together shall be deemed to constitute one and the same instrument. Delivery of an executed signature page of this Amendment by facsimile, telecopy, pdf or other electronic transmission shall be effective as delivery of a manually executed counterpart hereof.

11. Governing Law. THIS AMENDMENT AND THE RIGHTS AND OBLIGATIONS OF THE PARTIES UNDER THIS AMENDMENT SHALL BE GOVERNED BY, AND CONSTRUED IN ACCORDANCE WITH, THE LAW OF THE STATE OF NEW YORK, WITHOUT REFERENCE TO THE CONFLICTS OR CHOICE OF LAW PRINCIPLES THEREOF.

12. Entire Agreement. This Amendment is the entire agreement, and supersedes any prior agreements and contemporaneous oral agreements, of the parties concerning its subject matter. This Amendment is a Loan Document and is subject to the terms and conditions of the Credit Agreement.

13. Successors and Assigns. This Amendment shall be binding on and inure to the benefit of the parties and their heirs, beneficiaries, successors and permitted assigns.

[Remainder of page intentionally left blank; signature pages follow]


IN WITNESS WHEREOF, the parties hereto have caused this Amendment to be executed under seal by their duly authorized officers, all as of the day and year first written above.

Borrowers:

UBIQUITI NETWORKS, INC., as Parent Borrower

By: 
Name: Kevin Radigan
Title: Chief Accounting Officer

UBIQUITI INTERNATIONAL HOLDING COMPANY LIMITED, as Cayman Borrower

By: 
Name: Kevin Radigan
Title: Authorized Signatory

Existing Guarantors:

UBIQUITI CAYMAN LIMITED,
as Guarantor

By: 
Name: Kevin Radigan
Title: Authorized Signatory

UBIQUITI NETWORKS INTERNATIONAL LIMITED, as Guarantor

By: _____
Name: Robert J. Pera
Title: Director

UBIQUITI ENERGY, LLC, as Guarantor

By: 
Name: Kevin Radigan
Title: Chief Accounting Officer

UBIQUITI LABS, LLC, as Guarantor

By: 
Name: Kevin Radigan
Title: Chief Accounting Officer

IN WITNESS WHEREOF, the parties hereto have caused this Amendment to be executed under seal by their duly authorized officers, all as of the day and year first written above.

Borrowers:

UBIQUITI NETWORKS, INC., as Parent Borrower

By: _____

Name: Kevin Radigan

Title: Chief Accounting Officer

UBIQUITI INTERNATIONAL HOLDING
COMPANY LIMITED, as Cayman Borrower

By: _____

Name: Kevin Radigan

Title: Authorized Signatory

Existing Guarantors:


UBIQUITI CAYMAN LIMITED,
as Guarantor

By: _____

Name: Kevin Radigan

Title: Authorized Signatory

UBIQUITI NETWORKS INTERNATIONAL
LIMITED, as Guarantor

By: _____ 

Name: Robert J. Pera

Title: Director

UBIQUITI ENERGY, LLC, as Guarantor

By: _____

Name: Kevin Radigan

Title: Chief Accounting Officer

UBIQUITI LABS, LLC, as Guarantor

By: _____

Name: Kevin Radigan

Title: Chief Accounting Officer

Joining Guarantor and Grantor:

UBIQUITI GLOBAL ENERGY LIMITED, as
Guarantor

By:  _____
Name: Kevin Radigan
Title: Authorized Signatory

Administrative Agent and Lenders:

WELLS FARGO BANK, NATIONAL ASSOCIATION,
as Administrative Agent, Swingline Lender, Issuing
Lender and Lender

By: 
Name: Lacy Houston
Title: Director



HSBC BANK USA, NATIONAL ASSOCIATION,
as Lender

By: *R. Stolle*
Name: Radmila Stolle
Title: Vice President

Ubiquiti Networks, Inc.
First Amendment to Second Amended and Restated Credit Agreement and Joinder Agreement
Signature Page

HSBC Bank USA, National Association
601 Montgomery Street, Suite 1500, San Francisco, CA 94111
Fax: (415) 678-3054

FIFTH THIRD BANK, as Lender

By: 
Name: Valerie Schanzer
Title: Managing Director

U.S. BANK NATIONAL ASSOCIATION, as Lender

By: 


Name: Matt S. Scullin

Title: Vice President


PNC BANK, NATIONAL ASSOCIATION, as Lender

By: Cheryl L. Sekelsky
Name: Cheryl L. Sekelsky
Title: Vice President

MUFG UNION BANK, N.A., as Lender

By: 
Name: Jillian Kim
Title: Director

MUFG Bank, Ltd. (f/k/a The Bank of Tokyo-Mitsubishi
UFJ, Ltd.), as Lender

By: 
Name: Lillian Kim
Title: Director

TD BANK, N.A., as Lender

By: Emily Chott
Name: Emily Chott
Title: Senior Vice President

**BRANCH BANKING AND TRUST COMPANY, as
Lender**

By: *Jeff Skaltic*
Name: *Jeff Skaltic*
Title: *Vice President*

CTBC BANK CO., LTD., NEW YORK BRANCH, as
Lender

By: 
Name: Ralph Wu
Title: SVP & General Manager

TAIWAN COOPERATIVE BANK LTD., ACTING
THROUGH ITS NEW YORK BRANCH, as Lender

By: 
Name: Li Hua Huang
Title: SVP & General Manager

MANUFACTURERS BANK, as Lender

By:  _____
Name: Charles Jou
Title: SVP

Subsidiaries of Ubiquiti Networks, Inc.*

Ubiquiti Networks International Limited

Hong Kong

Ubiquiti International Holding Company Limited

Cayman Islands

*Pursuant to Item 601(b)(21)(ii) of Regulation S-K, the names of other subsidiaries of Ubiquiti Networks, Inc. are omitted because, considered in the aggregate, they would not constitute a significant subsidiary as of the end of the year covered by this report.

CONSENT OF INDEPENDENT REGISTERED PUBLIC ACCOUNTING FIRM

The Board of Directors
Ubiquiti Networks, Inc.:

We consent to the incorporation by reference in the registration statement (No. 333-193793, 333-185958 and 333-177310) on Form S-8 of Ubiquiti Networks, Inc. (“the Company”) of our report dated August 24, 2018, with respect to the consolidated balance sheets of the Company as of June 30, 2018 and 2017, and the related consolidated statements of operations and comprehensive income, stockholders’ equity, and cash flows for each of the years in the two-year period ended June 30, 2018, and the related notes (collectively, the “consolidated financial statements”), and the effectiveness of internal control over financial reporting as of June 30, 2018, which report appears in the June 30, 2018 annual report on Form 10-K of Ubiquiti Networks, Inc.

/s/ KPMG LLP
New York, New York
August 24, 2018

CONSENT OF INDEPENDENT REGISTERED PUBLIC ACCOUNTING FIRM

We hereby consent to the incorporation by reference in the Registration Statements on Form S-8 (Nos. 333-193793, 333-185958 and 333-177310) of Ubiquiti Networks, Inc. of our report dated August 22, 2016, except for the change in the manner in which the Company accounts for debt issuance costs, as to which the date is August 25, 2017 relating to the financial statements, which appears in this Form 10-K.


/s/ PricewaterhouseCoopers LLP
San Jose, California

August 23, 2018

POWER OF ATTORNEY

KNOW ALL MEN BY THESE PRESENTS, that each person whose signature appears below constitutes and appoints Robert J. Pera and Kevin Radigan and each of them, his true and lawful attorneys-in-fact and agents, each with full power of substitution and resubstitution, for him and in his name, place and stead, in any and all capacities, to sign any and all amendments to this Annual Report on Form 10-K, and to file the same, with exhibits thereto and other documents in connection therewith, with the Securities and Exchange Commission granting unto said attorneys-in-fact and agents, and each of them, full power and authority to do and perform each and every act and thing requisite and necessary to be done, as fully to all intents and purposes as he might or could do in person, hereby ratifying and confirming all that each of said attorneys-in-fact and agents, or his substitute or substitutes may lawfully do or cause to be done by virtue hereof.

Pursuant to the requirements of the Securities Exchange Act of 1934, this report has been signed below by the following persons on behalf of the registrant and in the capacities and on the dates indicated.

<u>Signature</u>	<u>Title</u>	<u>Date</u>
 <u>Robert J. Pera</u>	Chief Executive Officer and Director (Principal Executive Officer)	August 24, 2018
<u>Kevin Radigan</u>	Chief Accounting Officer (Principal Financial and Accounting Officer)	August 24, 2018
<u>Ronald A. Sege</u>	Director	August 24, 2018
<u>Rafael Torres</u>	Director	August 24, 2018
<u>Michael E. Hurlston</u>	Director	August 24, 2018

POWER OF ATTORNEY

KNOW ALL MEN BY THESE PRESENTS, that each person whose signature appears below constitutes and appoints Robert J. Pera and Kevin Radigan and each of them, his true and lawful attorneys-in-fact and agents, each with full power of substitution and resubstitution, for him and in his name, place and stead, in any and all capacities, to sign any and all amendments to this Annual Report on Form 10-K, and to file the same, with exhibits thereto and other documents in connection therewith, with the Securities and Exchange Commission granting unto said attorneys-in-fact and agents, and each of them, full power and authority to do and perform each and every act and thing requisite and necessary to be done, as fully to all intents and purposes as he might or could do in person, hereby ratifying and confirming all that each of said attorneys-in-fact and agents, or his substitute or substitutes may lawfully do or cause to be done by virtue hereof.


Pursuant to the requirements of the Securities Exchange Act of 1934, this report has been signed below by the following persons on behalf of the registrant and in the capacities and on the dates indicated.

<u>Signature</u>	<u>Title</u>	<u>Date</u>
<u>Robert J. Pera</u>	Chief Executive Officer and Director (Principal Executive Officer)	August 24, 2018
 <u>Kevin Radigan</u>	Chief Accounting Officer (Principal Financial and Accounting Officer)	August 24, 2018
<u>Ronald A. Sege</u>	Director	August 24, 2018
<u>Rafael Torres</u>	Director	August 24, 2018
<u>Michael E. Hurlston</u>	Director	August 24, 2018

POWER OF ATTORNEY

KNOW ALL MEN BY THESE PRESENTS, that each person whose signature appears below constitutes and appoints Robert J. Pera and Kevin Radigan and each of them, his true and lawful attorneys-in-fact and agents, each with full power of substitution and resubstitution, for him and in his name, place and stead, in any and all capacities, to sign any and all amendments to this Annual Report on Form 10-K, and to file the same, with exhibits thereto and other documents in connection therewith, with the Securities and Exchange Commission granting unto said attorneys-in-fact and agents, and each of them, full power and authority to do and perform each and every act and thing requisite and necessary to be done, as fully to all intents and purposes as he might or could do in person, hereby ratifying and confirming all that each of said attorneys-in-fact and agents, or his substitute or substitutes may lawfully do or cause to be done by virtue hereof.

Pursuant to the requirements of the Securities Exchange Act of 1934, this report has been signed below by the following persons on behalf of the registrant and in the capacities and on the dates indicated.

<u>Signature</u>	<u>Title</u>	<u>Date</u>
<u>Robert J. Pera</u>	Chief Executive Officer and Director (Principal Executive Officer)	August 24, 2018
<u>Kevin Radigan</u>	Chief Accounting Officer (Principal Financial and Accounting Officer)	August 24, 2018
 <u>Ronald Arcege</u>	Director	August 24, 2018
<u>Rafael Torres</u>	Director	August 24, 2018
<u>Michael E. Hurlston</u>	Director	August 24, 2018

POWER OF ATTORNEY

KNOW ALL MEN BY THESE PRESENTS, that each person whose signature appears below constitutes and appoints Robert J. Pera and Kevin Radigan and each of them, his true and lawful attorneys-in-fact and agents, each with full power of substitution and resubstitution, for him and in his name, place and stead, in any and all capacities, to sign any and all amendments to this Annual Report on Form 10-K, and to file the same, with exhibits thereto and other documents in connection therewith, with the Securities and Exchange Commission granting unto said attorneys-in-fact and agents, and each of them, full power and authority to do and perform each and every act and thing requisite and necessary to be done, as fully to all intents and purposes as he might or could do in person, hereby ratifying and confirming all that each of said attorneys-in-fact and agents, or his substitute or substitutes may lawfully do or cause to be done by virtue hereof.

Pursuant to the requirements of the Securities Exchange Act of 1934, this report has been signed below by the following persons on behalf of the registrant and in the capacities and on the dates indicated.

<u>Signature</u>	<u>Title</u>	<u>Date</u>
<u>Robert J. Pera</u>	Chief Executive Officer and Director (Principal Executive Officer)	August 24, 2018
<u>Kevin Radigan</u>	Chief Accounting Officer (Principal Financial and Accounting Officer)	August 24, 2018
<u>Ronald A. Sege</u>	Director	August 24, 2018
 <u>Rafael Torres</u>	Director	August 24, 2018
<u>Michael E. Hurston</u>	Director	August 24, 2018

POWER OF ATTORNEY

KNOW ALL MEN BY THESE PRESENTS, that each person whose signature appears below constitutes and appoints Robert J. Pera and Kevin Radigan and each of them, his true and lawful attorneys-in-fact and agents, each with full power of substitution and resubstitution, for him and in his name, place and stead, in any and all capacities, to sign any and all amendments to this Annual Report on Form 10-K, and to file the same, with exhibits thereto and other documents in connection therewith, with the Securities and Exchange Commission granting unto said attorneys-in-fact and agents, and each of them, full power and authority to do and perform each and every act and thing requisite and necessary to be done, as fully to all intents and purposes as he might or could do in person, hereby ratifying and confirming all that each of said attorneys-in-fact and agents, or his substitute or substitutes may lawfully do or cause to be done by virtue hereof.

Pursuant to the requirements of the Securities Exchange Act of 1934, this report has been signed below by the following persons on behalf of the registrant and in the capacities and on the dates indicated.

<u>Signature</u>	<u>Title</u>	<u>Date</u>
<u>Robert J. Pera</u>	Chief Executive Officer and Director (Principal Executive Officer)	August 24, 2018
<u>Kevin Radigan</u>	Chief Accounting Officer (Principal Financial and Accounting Officer)	August 24, 2018
<u>Ronald A. Sege</u>	Director	August 24, 2018
<u>Rafael Torres</u>	Director	August 24, 2018
 <u>Michael E. Hurlston</u>	Director	August 24, 2018

**CERTIFICATION OF PRINCIPAL EXECUTIVE OFFICER
PURSUANT TO
RULE 13A-14(A) AND 15D-14(A) OF THE SECURITIES EXCHANGE ACT OF 1934, AS AMENDED,
AS ADOPTED PURSUANT TO
SECTION 302 OF THE SARBANES-OXLEY ACT OF 2002**

I, Robert J. Pera, certify that:

1. I have reviewed this annual report on Form 10-K of Ubiquiti Networks, Inc.;
2. Based on my knowledge, this report does not contain any untrue statement of a material fact or omit to state a material fact necessary to make the statements made, in light of the circumstances under which such statements were made, not misleading with respect to the period covered by this report;
3. Based on my knowledge, the financial statements, and other financial information included in this report, fairly present in all material respects the financial condition, results of operations and cash flows of the registrant as of, and for, the periods presented in this report;
4. The registrant's other certifying officer and I are responsible for establishing and maintaining disclosure controls and procedures (as defined in Exchange Act Rules 13a-15(e) and 15d-15(e)) and internal control over financial reporting (as defined in Exchange Act Rules 13a-15(f) and 15d-15(f)) for the registrant and have:
 - (a) Designed such disclosure controls and procedures, or caused such disclosure controls and procedures to be designed under our supervision, to ensure that material information relating to the registrant, including its consolidated subsidiaries, is made known to us by others within those entities, particularly during the period in which this report is being prepared;
 - (b) Designed such internal control over financial reporting, or caused such internal control over financial reporting to be designed under our supervision, to provide reasonable assurance regarding the reliability of financial reporting and the preparation of financial statements for external purposes in accordance with generally accepted accounting principles;
 - (c) Evaluated the effectiveness of the registrant's disclosure controls and procedures and presented in this report our conclusions about the effectiveness of the disclosure controls and procedures, as of the end of the period covered by this report based on such evaluation; and
 - (d) Disclosed in this report any change in the registrant's internal control over financial reporting that occurred during the registrant's most recent fiscal quarter (the registrant's fourth fiscal quarter in the case of an annual report) that has materially affected, or is reasonably likely to materially affect, the registrant's internal control over financial reporting; and
5. The registrant's other certifying officer and I have disclosed, based on our most recent evaluation of internal control over financial reporting, to the registrant's auditors and the audit committee of the registrant's board of directors (or persons performing the equivalent functions):
 - (a) All significant deficiencies and material weaknesses in the design or operation of internal control over financial reporting which are reasonably likely to adversely affect the registrant's ability to record, process, summarize and report financial information; and
 - (b) Any fraud, whether or not material, that involves management or other employees who have a significant role in the registrant's internal control over financial reporting.

August 24, 2018

/s/ Robert J. Pera

Robert J. Pera
Chief Executive Officer and Director
(Principal Executive Officer)

**CERTIFICATION OF PRINCIPAL FINANCIAL OFFICER
PURSUANT TO
RULE 13A-14(A) AND 15D-14(A) OF THE SECURITIES EXCHANGE ACT OF 1934, AS AMENDED,
AS ADOPTED PURSUANT TO
SECTION 302 OF THE SARBANES-OXLEY ACT OF 2002**

I, Kevin Radigan, certify that:

1. I have reviewed this annual report on Form 10-K of Ubiquiti Networks, Inc.;
2. Based on my knowledge, this report does not contain any untrue statement of a material fact or omit to state a material fact necessary to make the statements made, in light of the circumstances under which such statements were made, not misleading with respect to the period covered by this report;
3. Based on my knowledge, the financial statements, and other financial information included in this report, fairly present in all material respects the financial condition, results of operations and cash flows of the registrant as of, and for, the periods presented in this report;
4. The registrant's other certifying officer and I are responsible for establishing and maintaining disclosure controls and procedures (as defined in Exchange Act Rules 13a-15(e) and 15d-15(e)) and internal control over financial reporting (as defined in Exchange Act Rules 13a-15(f) and 15d-15(f)) for the registrant and have:
 - (a) Designed such disclosure controls and procedures, or caused such disclosure controls and procedures to be designed under our supervision, to ensure that material information relating to the registrant, including its consolidated subsidiaries, is made known to us by others within those entities, particularly during the period in which this report is being prepared;
 - (b) Designed such internal control over financial reporting, or caused such internal control over financial reporting to be designed under our supervision, to provide reasonable assurance regarding the reliability of financial reporting and the preparation of financial statements for external purposes in accordance with generally accepted accounting principles;
 - (c) Evaluated the effectiveness of the registrant's disclosure controls and procedures and presented in this report our conclusions about the effectiveness of the disclosure controls and procedures, as of the end of the period covered by this report based on such evaluation; and
 - (d) Disclosed in this report any change in the registrant's internal control over financial reporting that occurred during the registrant's most recent fiscal quarter (the registrant's fourth fiscal quarter in the case of an annual report) that has materially affected, or is reasonably likely to materially affect, the registrant's internal control over financial reporting; and
5. The registrant's other certifying officer and I have disclosed, based on our most recent evaluation of internal control over financial reporting, to the registrant's auditors and the audit committee of the registrant's board of directors (or persons performing the equivalent functions):
 - (a) All significant deficiencies and material weaknesses in the design or operation of internal control over financial reporting which are reasonably likely to adversely affect the registrant's ability to record, process, summarize and report financial information; and
 - (b) Any fraud, whether or not material, that involves management or other employees who have a significant role in the registrant's internal control over financial reporting.

August 24, 2018

/s/ Kevin Radigan

Kevin Radigan
Chief Accounting Officer
(Principal Financial Officer)

**CERTIFICATION OF PRINCIPAL EXECUTIVE OFFICER AND PRINCIPAL FINANCIAL OFFICER
PURSUANT TO
18 U.S.C. SECTION 1350,
AS ADOPTED PURSUANT TO
SECTION 906 OF THE SARBANES-OXLEY ACT OF 2002**

I, Robert J. Pera, certify, pursuant to 18 U.S.C. Section 1350, as adopted pursuant to Section 906 of the Sarbanes-Oxley Act of 2002, that the Annual Report of Ubiquiti Networks, Inc. on Form 10-K for the fiscal year ended June 30, 2018 fully complies with the requirements of Section 13(a) or 15(d) of the Securities Exchange Act of 1934, as amended, and that information contained in such Annual Report on Form 10-K fairly presents in all material respects the financial condition and results of operations of Ubiquiti Networks, Inc.

Date: August 24, 2018

By: /s/ Robert J. Pera
Name: Robert J. Pera
Title: Chief Executive Officer and Director
(Principal Executive Officer)

I, Kevin Radigan, certify, pursuant to 18 U.S.C. Section 1350, as adopted pursuant to Section 906 of the Sarbanes-Oxley Act of 2002, that the Annual Report of Ubiquiti Networks, Inc. on Form 10-K for the fiscal year ended June 30, 2018 fully complies with the requirements of Section 13(a) or 15(d) of the Securities Exchange Act of 1934, as amended, and that information contained in such Annual Report on Form 10-K fairly presents in all material respects the financial condition and results of operations of Ubiquiti Networks, Inc.

Date: August 24, 2018

By: /s/ Kevin Radigan
Name: Kevin Radigan
Title: Chief Accounting Officer
(Principal Financial Officer)