

Franklin Templeton Investment Funds Templeton China Fund A (acc) USD

This fund is managed by Franklin Templeton International Services S.à r.l.

EFC Classification Equity Greater China

24 February, 2020



Price	+/-	Date	52wk range
31.03 EUR	-0.35	21/02/2020	26.53 32.34

Issuer	
Administrator	Franklin Templeton International Services S.à r.l.
Address	8A, rue Albert Borschette 1246
City	Luxembourg
Tel/Fax	+352 46 66 67 212
Website	www.franklintempleton.lu

General Information	
ISIN	LU0052750758
Fund Type	Capitalization
Quote Frequency	daily
Quote Currency	USD
Currency	USD
Foundation Date	01/09/1994
Fund Manager	Mark Mobius
Legal Type	Investment company according to Luxembourg law
UCITS	Yes
Financial Year End	30/06/2019
Fund size	315,480,537.19 USD
Minimal Order	5,000.00 USD

Costs	
Entry fee	5.75 %
Exit fee	1.00 %
Operation costs	2.10 %
Ongoing charges	2.44 %

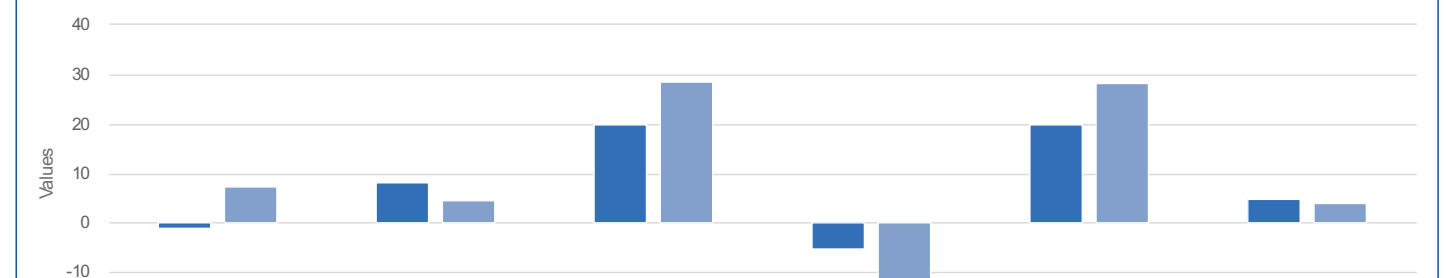
Profile

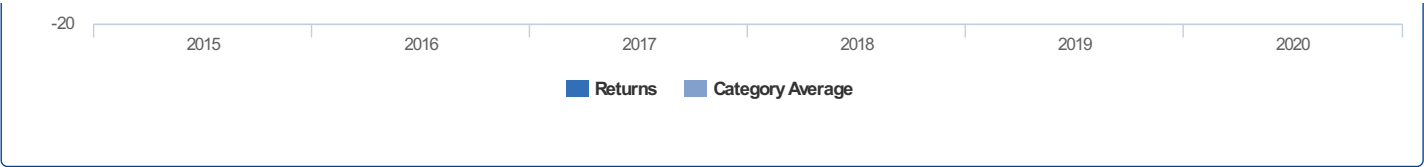
The Fund seeks to achieve its objective through a policy of investing primarily in equity securities of companies (i) organised under the laws of or with their principal offices in the People's Republic of China ("China"), Hong Kong or Taiwan or (ii) which derive the principal portion of their revenue from goods or services sold or produced, or have the principal portion of their assets in China, Hong Kong or Taiwan. The Fund may also invest in equity securities of companies (i) for which the principal market for the trading of securities is China, Hong Kong or Taiwan or (ii) that are linked to assets or currencies in China, Hong Kong or Taiwan. Since the investment objective is more likely to be achieved through an investment policy that is flexible and adaptable, the Fund may also seek investment opportunities in other types of securities such as preferred stock, securities convertible into common stock, and corporate and government debt obligations which are US dollar and non-US...

Chart 5 year



Fund Returns	2015	2016	2017	2018	2019	2020
Returns	-1.06	8.07	19.77	-5.21	19.79	4.89
Category Average	7.35	4.61	28.59	-11.54	28.23	4.07
Category Ranking	71 / 87	23 / 102	96 / 109	13 / 113	131 / 151	45 / 153





Fund Ratios (end previous month)							
	Timing	YTD	1 month	6 months	1 year	3 year	5 year
Performance Franklin Templeton Investment Funds Templeton China Fund A (acc) USD		-5.10 %	-5.10 %	0.52 %	3.47 %	8.34 %	5.05 %
Volatility Franklin Templeton Investment Funds Templeton China Fund A (acc) USD					14.58 %	13.80 %	16.56 %

Franklin Templeton Investment Funds Templeton China Fund A (acc) USD

This fund is managed by Franklin Templeton International Services S.à r.l.

EFC Classification Equity Greater China

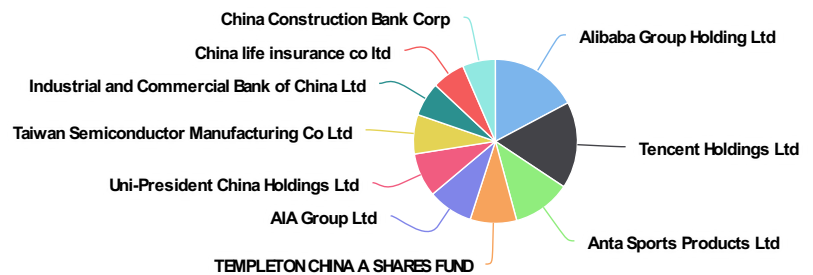
24 February, 2020



Price	+/-	Date	52wk range
31.03 EUR	-0.35	21/02/2020	26.53 32.34

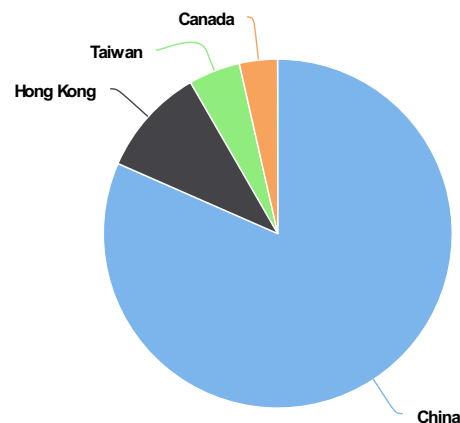
Participations (30/09/2019)

Participation	Percentage
Alibaba Group Holding Ltd	9.66 %
Tencent Holdings Ltd	9.58 %
Anta Sports Products Ltd	6.44 %
TEMPLETON CHINA A SHARES FUND	5.14 %
AIA Group Ltd	4.99 %
Uni-President China Holdings Ltd	4.84 %
Taiwan Semiconductor Manufacturing Co Ltd	4.34 %
Industrial and Commercial Bank of China Ltd	3.76 %
China life insurance co ltd	3.66 %
China Construction Bank Corp	3.64 %



Geographical composition (30/09/2019)

Country	Percentage
China	82.83 %
Hong Kong	10.25 %
Taiwan	4.85 %
Canada	3.60 %



Sector composition (30/09/2019)

Sector	Percentage
Internet Retail	12.04 %
Interactive Media & Services	10.45 %
Life & Health Insurance	10.16 %
Diversified Banks	8.67 %
Footwear	6.44 %
Packaged Foods & Meats	5.79 %
Other Diversified Financial Services	5.14 %
Semiconductors	4.34 %
Real Estate Development	3.73 %
Cash Equivalents	3.60 %

