

Fund Fact Sheet

Fund Information

ISIN Code	LU0135980968
Net assets (Mio Eur)	92.2
Launch date	03/10/2001
Reference currency	EUR
Management fee	1.25%
Performance fee	No
Legal structure	SICAV
Domicile	Luxembourg
European passport	Yes
Countries of registration	AT, BE, DE ES, FR, LU, NL, SE, SG

Fund Managers



Laurence Terryn has managed the fund since end March 2023. She joined BLI in 2019.



Fanny Nosetti, has managed the fund since 2004. She joined BLI in 2000 and now CEO since July 2022.

Management Company

BLI - Banque de Luxembourg Investments S.A.
16, boulevard Royal
L-2449 Luxembourg
Tel: (+352) 26 26 99 - 1

Dealing & Administrator Details

European Fund Administration
Tel: (+352) 48 48 80 582
Fax: (+352) 48 65 61 8002
Dealing frequency: daily*
Cut-Off time: 12h
NAV publication : www.fundinfo.com

* Luxembourg banking business day

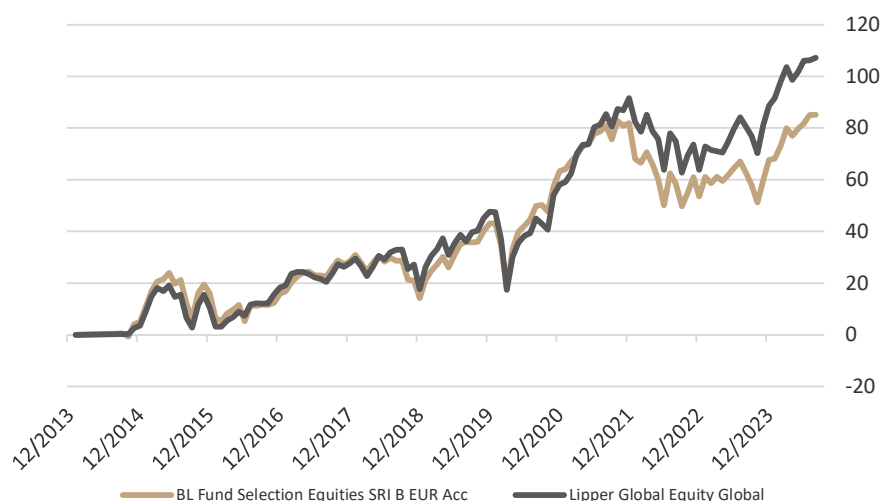
**Lipper Global Equity Global

Investment policy

This fund has a minimum net equity exposure of 75% and invests in UCITS and other UCIs with no geographical, sector or currency restriction.

The remaining assets may be invested in bond funds, cash or any other type of transferable security that is listed or traded on regulated markets. The emphasis is on international diversification of investments and flexibility in terms of themes and sectors that may potentially be present within the fund. The reference 'SRI' (Sustainable and Responsible Investment) in the fund's name reflects the fund manager's objective of selecting a majority of target funds with a proven sustainability profile.

10-year performance



Performance	2024 (1)	2023	2022	2021	2020	2019
BLFS Equities B EUR C	10.4	9.2	-15.6	11.4	14.1	25.4
Lipper average**	9.9	15.1	-14.4	21.2	7.1	25.5

(1) current year

Performance	1 mth	3 mths	6 mths	1 yr	3 yrs	5 yrs	10 yrs
BLFS Equities B EUR C	0.1	3.0	6.8	13.8	2.3	36.1	85.1
Lipper average**	0.5	2.7	4.6	14.7	11.7	52.2	107.2

Annualised performance	1 yr	3 yrs	5 yrs	10 yrs
BLFS Equities B EUR C	13.8	0.8	6.3	6.3
Lipper average**	14.7	3.8	8.8	7.5

Annualised volatility	1 yr	3 yrs	5 yrs	10 yrs
BLFS Equities B EUR C	9.3	10.6	12.3	11.1

BL FUND SELECTION is a "SICAV" (Investment Company with variable share capital) governed by Luxembourg law and promoted by BLI – Banque de Luxembourg Investments S.A.. This fact sheet is intended for information purposes only and cannot be considered as an investment advice. Before investing in the BL FUND SELECTION Shares, it is important to check the adequacy between the projected investment and the investment objective, such as the risks and charges of this investment. Investor could assume losses in part or in full when investing in this product. Subscriptions will only be accepted and shares issued on the basis of the latest prospectus and the Key Investor Information Document (KIID), the application form, the most recent annual report or the latest semi-annual report, if this postdates the most recent annual report. Past performance is no guarantee of future results. The funds in the BL Funds range are subject to supervision by the CSSF.

Management Report

31/08/2024

MARKET REVIEW

The global economy's excessive dependence on the US consumer makes economic growth vulnerable to a more pronounced slowdown. All the more so as the signals coming from US domestic consumption are increasingly ambiguous, calling into question the sustainability of the remarkable resilience we have seen over the past two years. The weakness of July's employment figures, showing a marked fall in job creation and an increase in the unemployment rate to 4.3%, seemed to point to the start of a more marked slowdown in household spending, although this was contradicted a fortnight later by the publication of retail sales indicating better-than-expected growth. In the eurozone, the situation seems less ambiguous with weak growth, especially in Germany, although the southern European countries are faring slightly better. In China, household confidence remains at a low ebb as consumers come to the realisation that there is still a long way to go before the property market recovers. In Japan, GDP rebounded by 0.8% in the second quarter, having fallen by 0.6% in the first. This was the first quarterly rise in domestic consumption after four consecutive quarters of decline.

Although inflation appears to be moderating on both sides of the Atlantic, the pace of its decline has slowed considerably. Over the past 12 months, headline inflation in the US has been relatively stable at around 3%. Between June and July, it fell from 3.0% to 2.9%, while inflation excluding energy and food fell from 3.3% to 3.2%. In the eurozone, headline inflation fell from 2.6% in July to 2.2% in August, while inflation excluding energy and food declined from 2.9% to 2.8%.

At the annual central bankers' conference in Jackson Hole in the United States, the Federal Reserve Chairman Jerome Powell said that "the time has come" to start easing monetary policy at the next meeting in September. He is now confident that inflation will return towards the 2% target in a sustainable fashion. In the eurozone, monetary policymakers were more vague than their US counterparts about the timing of the next move on interest rates. August's favourable inflation figures have considerably increased the likelihood of a second interest rate cut at the Governing Council's next meeting in September.

The weakness of the US employment figures published at the start of the month, the continuing moderation in inflation and the Federal Reserve's explicit guidance that it will start easing monetary policy in September led to a further slight fall in US bond yields.

Equity markets were in see-saw mode throughout August. At the beginning of the month, the yen's rebound following the Bank of Japan's announcement that it would begin normalising its monetary policy, together with fears of recession in the United States following the publication of soft employment data, triggered a major correction in share prices during the first week. However, the markets were then able to recoup all their losses after the publication of reassuring figures on the resilience of US growth and the moderation of inflation. According to the MSCI All Country World Index Net Total Return expressed in euros, global equities ended the month 0.2% higher. In terms of regions, the S&P 500 in the United States gained 2.3% (in USD) and the Stoxx 600 Europe 1.3% (in EUR). The Topix in Japan suffered from the yen's rebound and fell 2.9% (in JPY). The MSCI Emerging Markets gained 1.4% (in USD). In terms of sectors, interest-rate-sensitive sectors such as healthcare, real estate and consumer staples advanced the most, while more cyclical sectors such as energy, consumer discretionary and materials posted the biggest declines.

The euro appreciated slightly against the dollar in August, from 1.08 to 1.10, at the upper end of the 1.05 to 1.12 corridor it has been fluctuating in since the beginning of 2023. The Federal Reserve's explicit guidance that the monetary easing cycle will start in September weighed on the dollar. The price of gold continued to benefit from the prospect of interest rate cuts by the two main central banks and rose by 2.3%, from \$2,448 to \$2,503 per ounce,

PORTFOLIO REVIEW

BL Fund Selection Equities SRI generated a return of +0.1% in August, compared to the Lipper average for comparable funds (+0.5%) and the AC World SRI (-0.1%), growth style (+0.1%), value style (+0.4%) and small caps (-1.6%) indexes. The fund was cushioned against the market correction at the start of the month and the subsequent rebound, thanks to its partial allocation to equities, its reduced exposure to the big 7 tech companies, and its diversification into discounted stocks. The portfolio was marginally adjusted by reducing its exposure to equities via the Schroder Global Sustainable Growth fund. At the end of the month, the net equity allocation was slightly below 97%.

In terms of allocation effects on the month's performance, sector trends were slightly unfavourable for the portfolio, given its high exposure to the materials and industrials sectors, and its lower exposure to finance and consumer staples (which held up better). In technology, the fund was helped by having less exposure to certain downtrending stocks (Amazon and Tesla, in which it has little investment, and Alphabet, less investment), without benefiting from the better performance of Meta Platforms and Apple (no investment). Geographical exposure was also unfavourable given the portfolio's diversification in Asia and Japan, despite its helpful exposure to European markets. In terms of style, the portfolio's exposure to small caps was detrimental although its positioning in discounted stocks was beneficial.

As regards fund selection, the month's best performances came from strategies exposed to quality large caps, such as FFG BLI Global Impact Equities, Carmignac Portfolio Grandchildren and BL Equities Japan, and to gold through Bakersteel Global Precious Metals.

Conversely, the month's worst performances came from funds exposed to US markets, such as FFG American Impact (-2.2%) and AAF Boston Common US Sustainable (-1.2%), and to small caps, such as Triodos Pioneer Impact (-2.2%), Driehaus US Microcap (-1.2%) and M&G Japan Smaller Companies (-1.2%). The Templeton Global Climate Change fund (-2.2%) was penalised by its cyclical sector allocation and its stock-picking in industrials.

BL FUND SELECTION is a "SICAV" (Investment Company with variable share capital) governed by Luxembourg law and promoted by BLI – Banque de Luxembourg Investments S.A.. This fact sheet is intended for information purposes only and cannot be considered as an investment advice. Before investing in the BL FUND SELECTION Shares, it is important to check the adequacy between the projected investment and the investment objective, such as the risks and charges of this investment. Investor could assume losses in part or in full when investing in this product. Subscriptions will only be accepted and shares issued on the basis of the latest prospectus and the Key Investor Information Document (KIID), the application form, the most recent annual report or the latest semi-annual report, if this postdates the most recent annual report. Past performance is no guarantee of future results. The funds in the BL Funds range are subject to supervision by the CSSF.

Key principles

31/08/2024



- The approach implemented combines a diversified equity allocation and a rigorous selection of funds covering both the ESG (Environment, Social and Governance) aspects and the purely financial aspects of the analyzed strategies.



- Equity exposure may vary from a minimum of 75%. The focus is on the broad diversification into stocks of different themes, management styles, sectors, capitalizations and regions.



- SRI analysis of the underlying funds:

The objective of this analysis is to understand how SRI investment is considered. Thus, through proprietary questionnaires, the Multimangement team sets up an "SRI ID" which fulfills the following objectives: informing on how the management company positions itself in terms of sustainable and responsible investment; know how the fund integrates or not a sustainable and responsible investment approach; summarize an often large amount of documents, very heterogeneous from one management company to another in order to have a global and comparable view across the entire range of funds in selection."

Main Features

Min. 75% of assets invested in funds

- o Classified article 8+ or article 9 according to the SFDR regulations
- o Showing a sufficient internal rating, namely a score of at least 2/4 for the management company and at least 70% for the fund

Weight (without cash) at
31/08/2024

87.3%

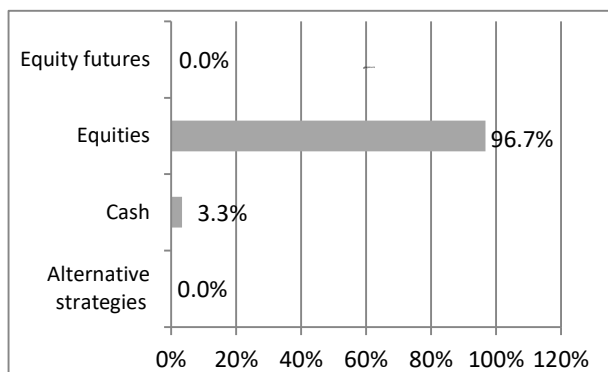
Min. 30% of assets invested in sustainable assets

- o The definition of sustainable assets is based on the SRI approach and the definition implemented by the management companies of the selected funds.

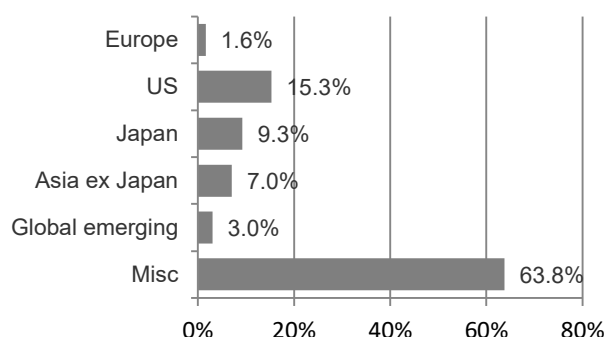
56.6%

Current Portfolio

Asset Allocation



Equity breakdown (base 100)



Note: The "Global and Thematic" section includes positions mainly exposed to Europe and the United States.

Top holdings

Top holdings	Weight	Monthly performance
Schroder ISF Global Sustainable Growth	14.0%	0.14
Carmignac Portfolio Grandchildren	9.1%	1.83
FFG BLI Global Impact Equities	9.0%	1.81
RobecoSAM Circular Economy Equities	8.6%	-1.14
Schroder ISF Asian Total Return	6.8%	0.43

BL FUND SELECTION is a "SICAV" (Investment Company with variable share capital) governed by Luxembourg law and promoted by BLI – Banque de Luxembourg Investments S.A.. This fact sheet is intended for information purposes only and cannot be considered as an investment advice. Before investing in the BL FUND SELECTION Shares, it is important to check the adequacy between the projected investment and the investment objective, such as the risks and charges of this investment. Investor could assume losses in part or in full when investing in this product. Subscriptions will only be accepted and shares issued on the basis of the latest prospectus and the Key Investor Information Document (KIID), the application form, the most recent annual report or the latest semi-annual report, if this postdates the most recent annual report. Past performance is no guarantee of future results. The funds in the BL Funds range are subject to supervision by the CSSF.

BL FUND SELECTION - EQUITIES SRI

a sub-fund of BL Fund Selection SICAV

Quarterly review - end of June 2024

(next update based on data from the end of September 2024 in the monthly report for October 2024)

Equity sleeve - look-through on invested funds

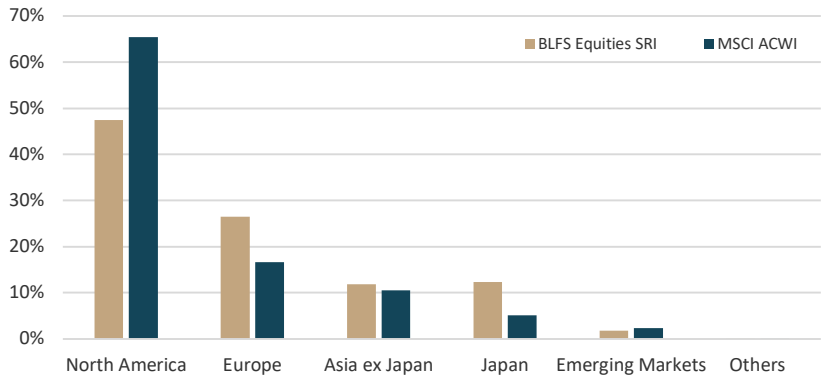


10 Main Positions
(equity pocket)

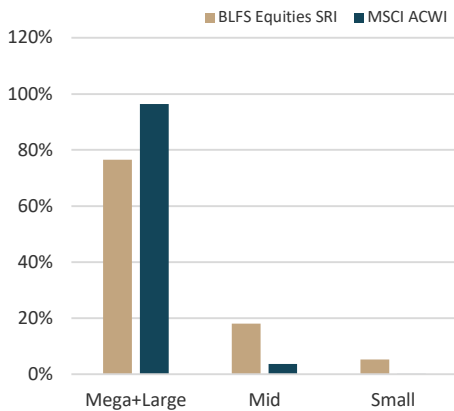
MICROSOFT	2.91%
TAIWAN SEMICONDUCTOR	1.76%
ALPHABET	1.41%
NOVO NORDISK	1.39%
SCHNEIDER ELECTRIC	1.21%
SAP	1.12%
THERMO FISHER SCIENTIFIC	1.04%
MASTERCARD	1.01%
ANSYS	0.96%
SAMSUNG ELECTRONICS	0.87%



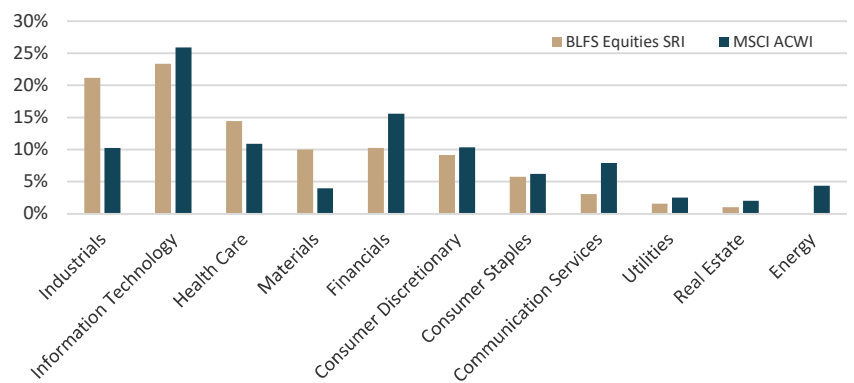
Geographic breakdown



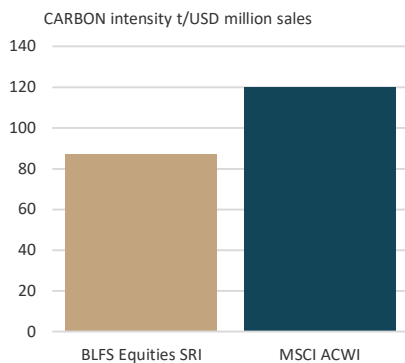
Distribution by market capitalization



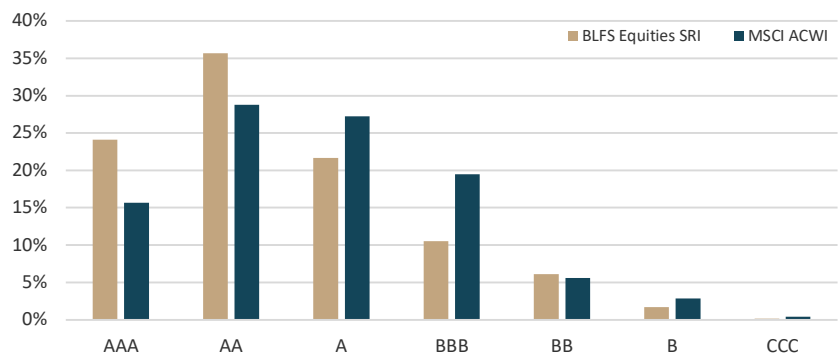
Sector breakdown



Carbon emissions
Use of water



ESG rating of underlying securities



BL FUND SELECTION is a "SICAV" (Investment Company with variable share capital) governed by Luxembourg law and promoted by BLI – Banque de Luxembourg Investments S.A.. This fact sheet is intended for information purposes only and cannot be considered as an investment advice. Before investing in the BL FUND SELECTION Shares, it is important to check the adequacy between the projected investment and the investment objective, such as the risks and charges of this investment. Investor could assume losses in part or in full when investing in this product. Subscriptions will only be accepted and shares issued on the basis of the latest prospectus and the Key Investor Information Document (KIID), the application form, the most recent annual report or the latest semi-annual report, if this postdates the most recent annual report. Past performance is no guarantee of future results. The funds in the BL Funds range are subject to supervision by the CSSF.

Disclaimer

31/08/2024

This document has been drawn up by BLI - Banque de Luxembourg Investments ("BLI") and is intended solely for professional investors. It refers directly or indirectly to one or more financial products (the "Financial Product") and constitutes a marketing communication within the meaning of Regulation (EU) 2019/1156 of 20 June 2019 on facilitating cross-border distribution of collective investment undertakings.

The economic, financial and non-financial information contained in this document (the "Information") is provided on the basis of the information known at the date of publication and is subject to change without notice. The Information originates (in whole or in part) from sources external to BLI or is based on such sources. BLI believes it has taken reasonable measures to ensure that the Information is accurate and up-to-date as of the date of this document. However, BLI cannot guarantee the accuracy and/or timeliness of the Information.

The Information does not constitute investment advice, an invitation to invest in the Financial Product, or legal or tax advice.

All recipients of this document should be aware that:

- All investments in the Financial Product entail specific risks, which are detailed in the issue document and in the Key Information Document of the Financial Product.
- The past performance of the Financial Product is no guarantee of its future performance. The value of the Financial Product and the income derived from may rise or fall and investors may not recover their initial investment.
- Any performance data presented in this document does not take into account any commissions, fees or taxes incurred in connection with the subscription or redemption of units in the Financial Product.
- The Financial Product is not managed by reference to a benchmark index.

In general, BLI assumes no responsibility for the future performance of any Financial Product. BLI cannot be held liable for any decisions that a recipient of this document may or may not make on the basis of the Information. Individuals interested in investing in a Financial Product must ensure the suitability of such an investment for their personal situation and seek independent advice, if needed or in case of doubt. They must also consider the characteristics and objectives of the Financial Product, in particular where reference is made to sustainability-related aspects in accordance with Regulation (EU) 2019/2088 of the European Parliament and of the Council of 27 November 2019 on sustainability-related disclosures in the financial services sector. This Information is available on BLI's website at www.bli.lu.

Investment in the Financial Product may only be made on the basis of the issue document, the Key Information Document and the most recent annual report or semi-annual report of the Financial Product; these documents are in each case in the version in force at the time the investment decision is made (the "Documents"). The Documents are available free of charge upon request by post addressed to BLI – Banque de Luxembourg Investments, 16, boulevard Royal, L-2449 Luxembourg or by e-mail addressed to info@bli.lu. BLI can also indicate the languages in which each Document is available.

Individuals interested in investing in the Financial Product are informed that a summary of their investor rights is available on BLI's website at: <https://www.banquedeluxembourginvestments.com/en/bank/bli/our-investment-funds/legal-documents>

Finally, BLI wishes to emphasise that it may decide at any time to cease marketing the Financial Product, subject to compliance with the applicable legal and regulatory provisions.

This document may not be reproduced, in whole or in part, without the prior written consent of BLI.

BLI - Banque de Luxembourg Investments, a management company approved by the Commission de Surveillance du Secteur Financier Luxembourg (CSSF)
16, boulevard Royal
L-2449 Luxembourg
RCS number: B80479.

Specific Information concerning MSCI Data:

All MSCI data is provided "as is". Neither MSCI nor any other party involved in or related to compiling, computing or creating the MSCI data makes any express or implied warranties or representations with respect to such data (or the result to be obtained by the use thereof) and all such parties hereby expressly disclaim all warranties of originality, accuracy, completeness, merchantability or fitness for a particular purpose with respect to any such data. Without limiting any of the foregoing, in no event shall MSCI, any of its affiliates or any third party involved in or related to compiling, computing or creating the data have any liability for any direct, indirect, special punitive, consequential or any other damages (including lost profits) even if notified of the possibility of such damages. No further distribution or dissemination of the MSCI data is permitted without MSCI's express written consent.

Specific Information concerning GICS Data:

The Global Industry Classification Standard ("GICS") was developed by and is the exclusive property and a service mark of MSCI Inc. ("MSCI") and Standard and Poor's, a division of The McGraw-Hill Companies, Inc. ("S&P") and is licensed to use by Banque de Luxembourg S.A.. Neither MSCI, S&P nor any third party involved in making or compiling the GICS or any GICS classifications makes any express or implied warranties or representations with respect to such standard or classification (or the results to be obtained by the use thereof), and all such parties hereby expressly disclaim all warranties of originality, accuracy, completeness, merchantability and fitness for a particular purpose with respect to any of such standard or classification. Without limiting any of the foregoing, in no event shall MSCI, S&P, any of their affiliates or any third party involved in making or compiling the GICS or any GICS classification have any liability for any direct, indirect, special, punitive, consequential or any other damages (including lost profits) even if noticed of the possibility of such damages.

BL FUND SELECTION is a "SICAV" (Investment Company with variable share capital) governed by Luxembourg law and promoted by BLI – Banque de Luxembourg Investments S.A.. This fact sheet is intended for information purposes only and cannot be considered as an investment advice. Before investing in the BL FUND SELECTION Shares, it is important to check the adequacy between the projected investment and the investment objective, such as the risks and charges of this investment. Investor could assume losses in part or in full when investing in this product. Subscriptions will only be accepted and shares issued on the basis of the latest prospectus and the Key Investor Information Document (KIID), the application form, the most recent annual report or the latest semi-annual report, if this postdates the most recent annual report. Past performance is no guarantee of future results. The funds in the BL Funds range are subject to supervision by the CSSF.