

Carmignac Portfolio Grande Europe A EUR Acc

This fund is managed by Carmignac Gestion Luxembourg

EFC Classification Equity Advanced Europe

24 February, 2020



Price	+/-	Date	52wk range
257.87 EUR	-1.96	20/02/2020	196.39 259.83

Issuer

Administrator	Carmignac Gestion Luxembourg
Address	Rue de la Chapelle 7 1325
City	Luxemburg
Tel/Fax	+352 46 70 60 30
Website	www.carmignac.lu

General Information

ISIN	LU0099161993
Fund Type	Capitalization
Quote Frequency	daily
Quote Currency	EUR
Currency	EUR
Foundation Date	30/06/1999
Fund Manager	Vincent Steenman
Legal Type	Investment company according to Luxembourg law
UCITS	Yes
Financial Year End	31/12/2019
Fund size	144,625,811.20 EUR
Minimal Order	1.00 share

Costs

Entry fee	4.00 %
Exit fee	0.00 %
Operation costs	1.50 %
Ongoing charges	1.80 %

Profile

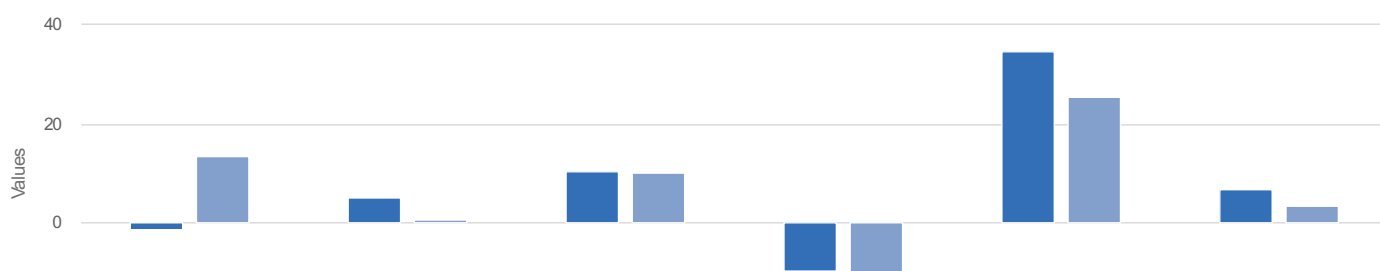
The sub-fund aims to outperform its reference indicator over a period exceeding five years and generate long-term capital growth. The reference indicator is the Stoxx 600 NR (EUR) index. The sub-fund is a European equity sub-fund invested mainly in equities of EU Member States and, within the limit of 10%, in equities of non-EU countries or candidates for accession as well as Turkey and Russia. The assets which are not invested in equities of the countries specified above shall be preferably but not automatically invested in international transferable securities. The manager may use Relative Value strategies as performance drivers, looking to take advantage of the relative value between different instruments. Short positions may also be taken through derivatives. Additional financial analysis such as Environmental, Social and Governance criteria are also implemented in the Sub-Fund to contribute to stock selection decision. The sub-fund invests, on an ancillary basis, in money market...

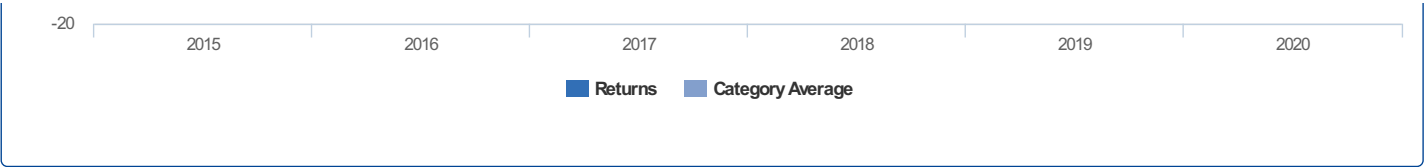
Chart 5 year



Fund Returns

	2015	2016	2017	2018	2019	2020
Returns	-1.40	5.11	10.36	-9.56	34.79	6.68
Category Average	13.52	0.76	10.10	-11.33	25.45	3.58
Category Ranking	1398 / 1412	282 / 1858	1011 / 2060	697 / 2282	243 / 2809	350 / 2940





Fund Ratios (end previous month)							
	Timing	YTD	1 month	6 months	1 year	3 year	5 year
Performance Carmignac Portfolio Grande Europe A EUR Acc		0.10 %	0.10 %	11.63 %	27.91 %	10.39 %	6.46 %
Volatility Carmignac Portfolio Grande Europe A EUR Acc					9.17 %	10.32 %	11.59 %

Carmignac Portfolio Grande Europe A EUR Acc

This fund is managed by Carmignac Gestion Luxembourg

EFC Classification Equity Advanced Europe

24 February, 2020

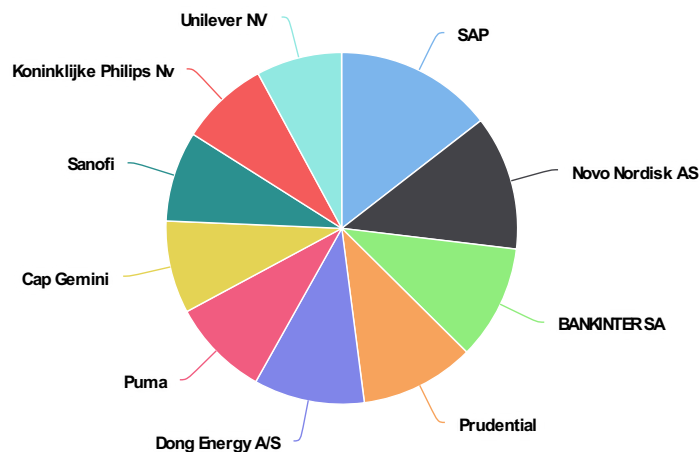


Lower risk Higher risk

Price	+/-	Date	52wk range
257.87 EUR	-1.96	20/02/2020	196.39 259.83

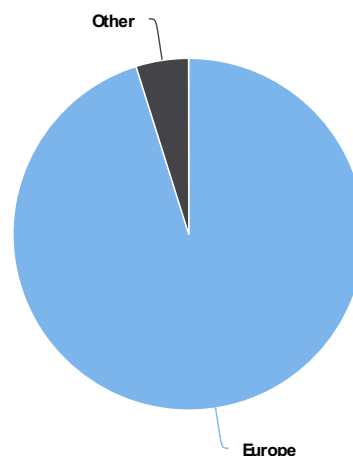
Participations (31/12/2019)

Participation	Percentage
SAP	6.57 %
Novo Nordisk AS	5.60 %
BANKINTER SA	4.77 %
Prudential	4.76 %
Dong Energy A/S	4.61 %
Puma	4.08 %
Cap Gemini	3.85 %
Sanofi	3.76 %
Koninklijke Philips Nv	3.68 %
Unilever NV	3.57 %



Geographical composition (31/12/2019)

Country	Percentage
Europe	95.15 %
Other	4.85 %



Sector composition (31/12/2019)

Sector	Percentage
Health Care	27.07 %
Consumer Staples	17.64 %
Industrials	17.36 %
Information Technology	14.58 %
Financials	11.75 %
Utilities	4.84 %
Oil, Gas & Consumable Fuels	3.13 %
Materials	2.69 %
Consumer Services	0.93 %

