

**Invesco Markets III plc Invesco EQQQ NASDAQ-100 UCITS ETF**

This fund is managed by Invesco Investment Management Limited

EFC Classification Equity United States

31 August, 2020



Price	+/-	Date	52wk range
200.93 EUR	0.00	28/08/2020	116.90 200.94

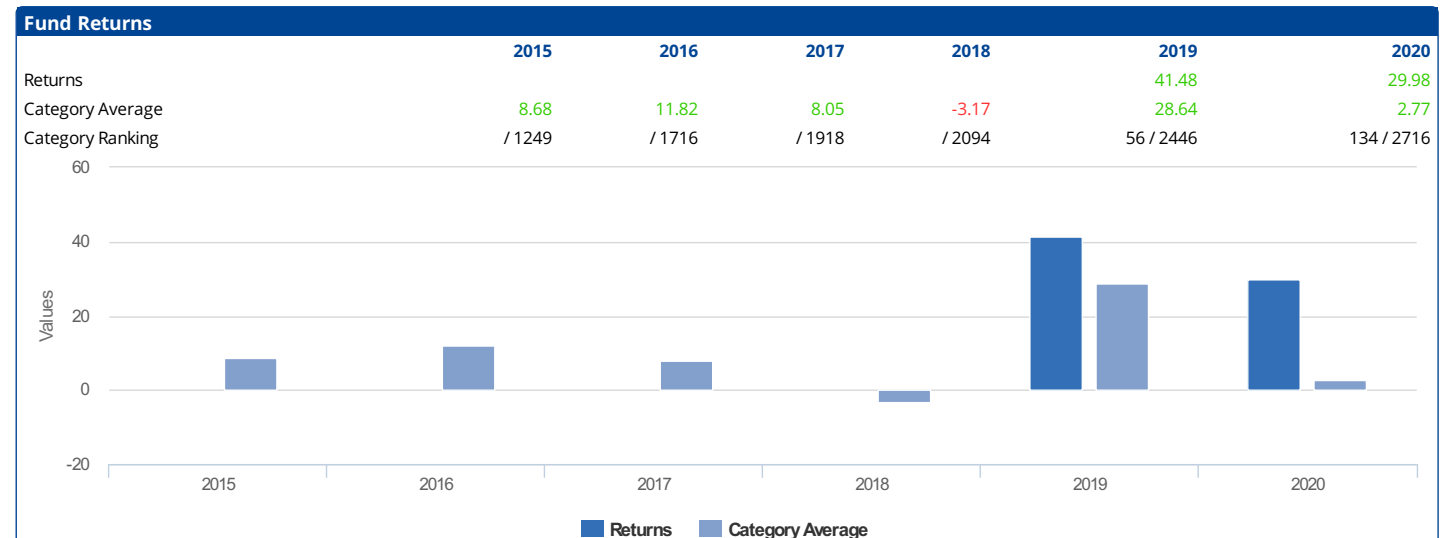
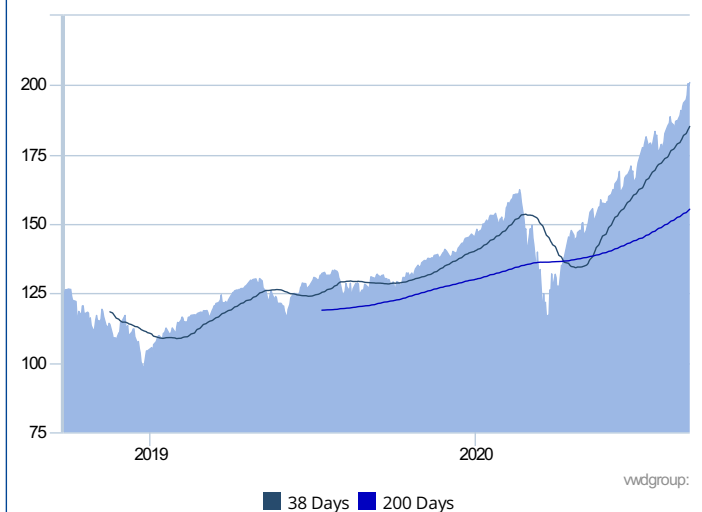
Issuer	
Administrator	Invesco Investment Management Limited
Address	32 Molesworth Street 2
City	Dublin
Tel/Fax	
Website	

General Information	
ISIN	IE00BFZXGZ54
Fund Type	Capitalization
Quote Frequency	daily
Quote Currency	USD
Currency	USD
Foundation Date	02/12/2002
Fund Manager	Invesco PowerShares Capital Management
Legal Type	Investment company according to Irish law
UCITS	Yes
Financial Year End	30/09/2019
Fund size	
Minimal Order	

Costs	
Entry fee	0.00 %
Exit fee	%
Operation costs	0.30 %
Ongoing charges	0.30 %

**Profile**  
The Fund is an Exchange Traded Fund. This means shares in the Fund are listed and traded on one or more stock exchange(s). - The objective of the Fund is to generate a return on capital and income which would correspond to the return on the NASDAQ-100 in

**Chart 5 year**



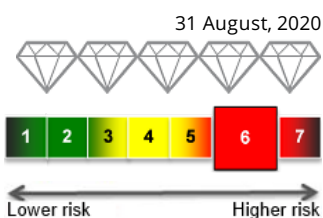
Fund Ratios (end previous month)		Timing	YTD	1 month	6 months	1 year	3 year	5 year
Performance	Invesco Markets III plc Invesco EQQQ NASDAQ-100 UCITS ETF		25.26 %	7.37 %	21.64 %	39.76 %	-- %	-- %
Volatility	Invesco Markets III plc Invesco EQQQ NASDAQ-100 UCITS ETF					20.38 %	-- %	-- %

**Invesco Markets III plc Invesco EQQQ NASDAQ-100 UCITS ETF**

This fund is managed by Invesco Investment Management Limited

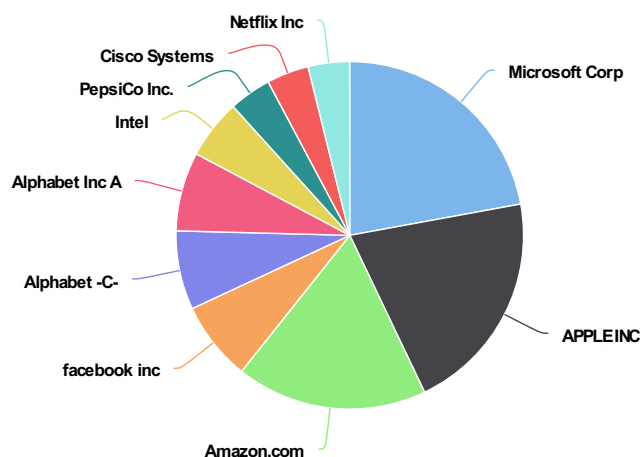
EFC Classification Equity United States

Price	+/-	Date	52wk range
200.93 EUR	0.00	28/08/2020	116.90 200.94



**Participations (31/03/2020)**

<u>Participation</u>	<u>Percentage</u>
Microsoft Corp	11.93 %
APPLE INC	11.21 %
Amazon.com	9.59 %
facebook inc	3.98 %
Alphabet -C-	3.96 %
Alphabet Inc A	3.96 %
Intel	2.98 %
PepsiCo Inc.	2.12 %
Cisco Systems	2.11 %
Netflix Inc	2.08 %



**Sector composition (31/03/2020)**

<u>Sector</u>	<u>Percentage</u>
Information Technology	46.99 %
Telecommunication Services	20.41 %
Consumer Discretionary	15.46 %
Health Care	7.70 %
Consumer Staples	5.91 %
Industrials	2.22 %
Utilities	0.86 %
Financials	0.28 %

