

Janus Henderson Horizon Fund Japanese Smaller Companies Fund A2 USD

This fund is managed by Henderson Management S.A.

EFC Classification Equity Japan SmallCap

28 September, 2020



Lower risk ← Higher risk

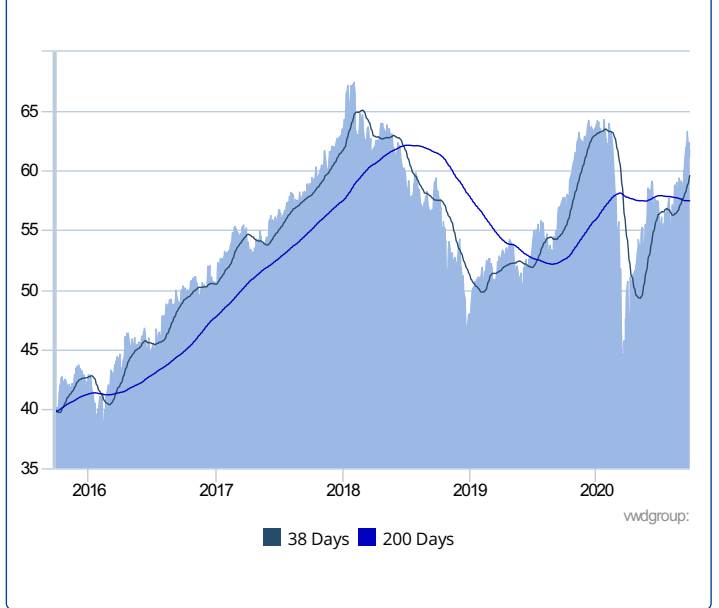
Price	+/-	Date	52wk range
61.74 EUR	0.65	25/09/2020	42.89 - 64.31

Issuer	
Administrator	Henderson Management S.A.
Address	2 Rue de Bitbourg 1273
City	Luxembourg
Tel/Fax	+352 26 19 21 24
Website	www.henderson.com

Profile
The investment objective of the Japanese Smaller Companies Fund is to seek long-term capital appreciation by investing at least two-thirds of its total assets in smaller Japanese companies. For this purpose, companies falling within the bottom 25% of their

General Information	
ISIN	LU0011890265
Fund Type	Capitalization
Quote Frequency	daily
Quote Currency	USD
Currency	JPY
Foundation Date	01/08/1985
Fund Manager	Michael Wood-Martin
Legal Type	Investment company according to Luxembourg law
UCITS	Yes
Financial Year End	30/06/2020
Fund size	43,534,483.8061 USD
Minimal Order	2,500.00 USD

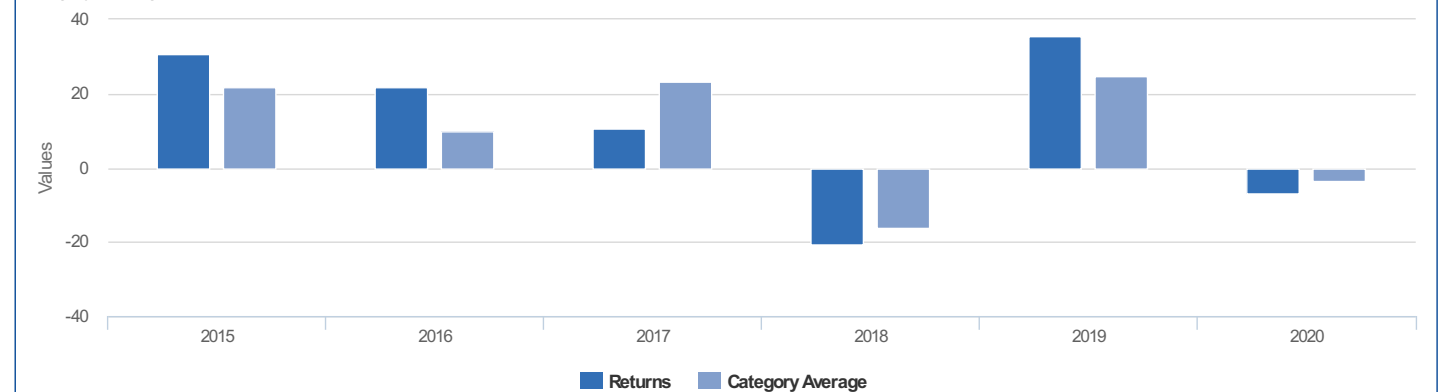
Chart 5 year



Costs	
Entry fee	5.00 %
Exit fee	0.00 %
Operation costs	1.20 %
Ongoing charges	1.88 %

Fund Returns

	2015	2016	2017	2018	2019	2020
Returns	30.52	21.72	10.43	-20.79	35.71	-6.70
Category Average	21.84	9.70	23.28	-16.04	24.88	-3.69
Category Ranking	9 / 93	4 / 120	130 / 142	113 / 138	19 / 168	120 / 173



Fund Ratios (end previous month)

	Timing	YTD	1 month	6 months	1 year	3 year	5 year
Performance Janus Henderson Horizon Fund Japanese Smaller Companies Fund A2 USD		-7.46 %	8.38 %	8.87 %	8.60 %	0.85 %	8.27 %
Volatility Janus Henderson Horizon Fund Japanese Smaller Companies Fund A2 USD					22.92 %	17.71 %	16.06 %

Janus Henderson Horizon Fund Japanese Smaller Companies Fund A2 USD

This fund is managed by Henderson Management S.A.

EFC Classification Equity Japan SmallCap

28 September, 2020

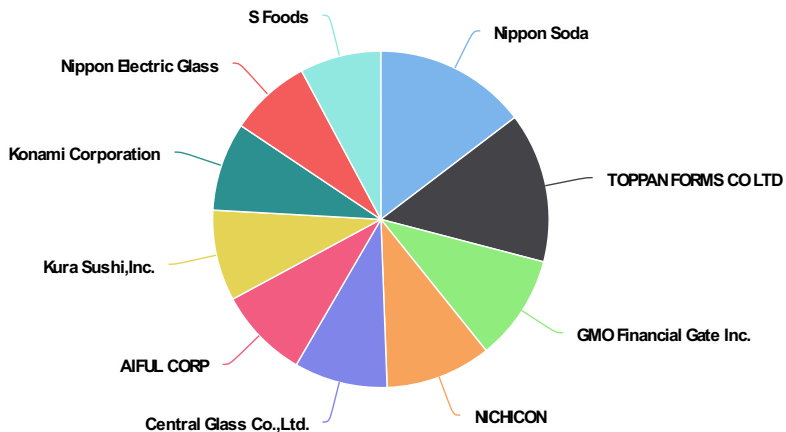


Lower risk ← Higher risk

Price	+/-	Date	52wk range
61.74 EUR	0.65	25/09/2020	42.89 - 64.31

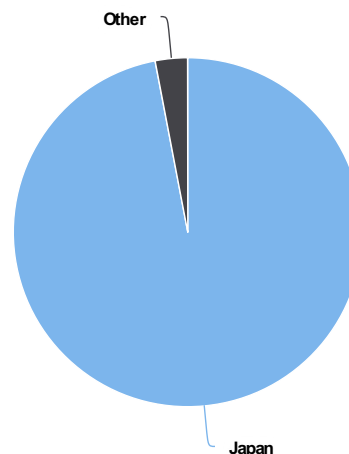
Participations (30/06/2020)

Participation	Percentage
Nippon Soda	6.20 %
TOPPAN FORMS CO LTD	6.10 %
GMO Financial Gate Inc.	4.30 %
NICHICON	4.30 %
Central Glass Co.,Ltd.	3.80 %
AIFUL CORP	3.70 %
Kura Sushi,Inc.	3.70 %
Konami Corporation	3.60 %
Nippon Electric Glass	3.30 %
S Foods	3.30 %



Geographical composition (30/06/2020)

Country	Percentage
Japan	97.00 %
Other	3.00 %



Sector composition (30/06/2020)

Sector	Percentage
Industrials	21.80 %
Information Technology	19.10 %
Materials	15.10 %
Consumer Discretionary	14.00 %
Financials	8.00 %
Telecommunication Services	7.60 %
Health Care	5.80 %
Consumer Staples	5.00 %
Other	3.00 %
Energy	0.70 %

