

Franklin Templeton Investment Funds Templeton China Fund A (acc) USD

This fund is managed by Franklin Templeton International Services S.à r.l.

EFC Classification Equity Greater China

31 August, 2020



Price	+/-	Date	52wk range
38.73 EUR	0.37	28/08/2020	24.79 38.46

Issuer

Administrator	Franklin Templeton International Services S.à r.l.
Address	8A, rue Albert Borschette 1246
City	Luxembourg
Tel/Fax	+352 46 66 67 212
Website	www.franklintempleton.lu

General Information

ISIN	LU0052750758
Fund Type	Capitalization
Quote Frequency	daily
Quote Currency	USD
Currency	USD
Foundation Date	01/09/1994
Fund Manager	Eric Mok
Legal Type	Investment company according to Luxembourg law
UCITS	Yes
Financial Year End	30/06/2020
Fund size	340,186,471.40 USD
Minimal Order	5,000.00 USD

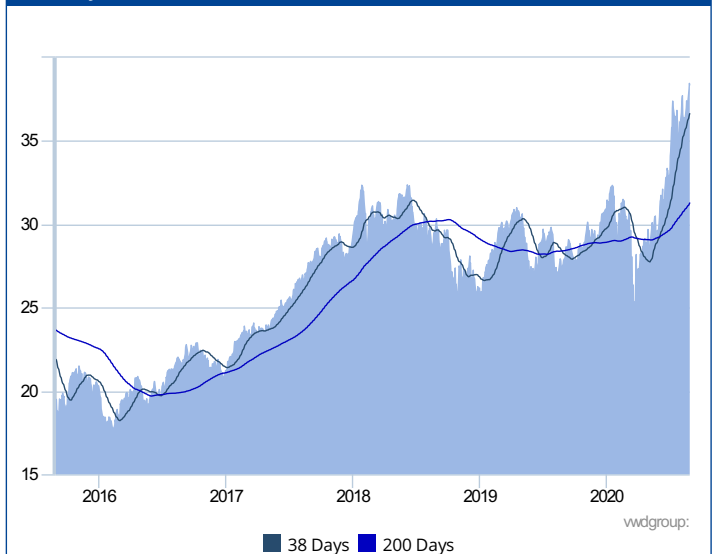
Costs

Entry fee	5.75 %
Exit fee	1.00 %
Operation costs	1.60 %
Ongoing charges	2.44 %

Profile

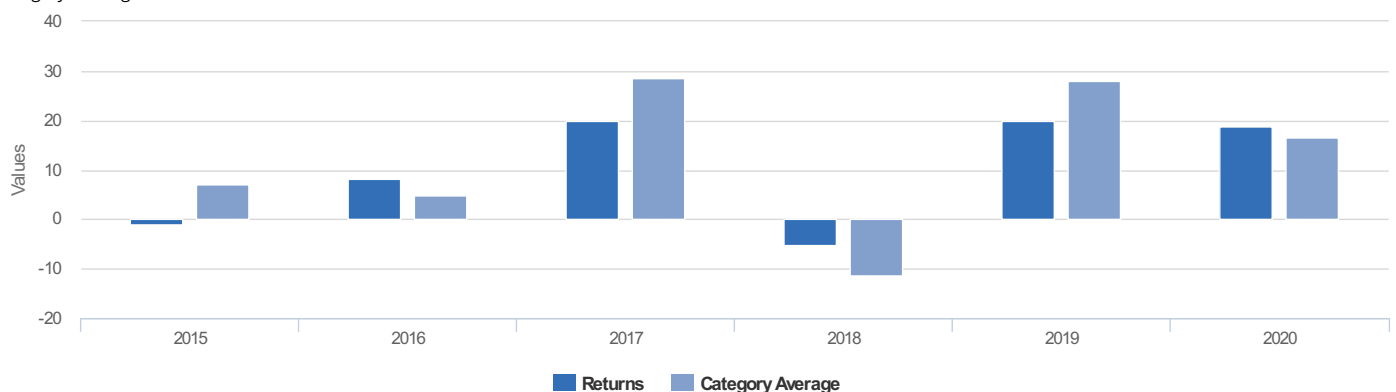
The Fund seeks to achieve its objective through a policy of investing primarily in equity securities of companies (i) organised under the laws of or with their principal offices in the People's Republic of China ("China"), Hong Kong or Taiwan or (ii) which

Chart 5 year



Fund Returns

	2015	2016	2017	2018	2019	2020
Returns	-1.06	8.07	19.77	-5.21	19.79	18.68
Category Average	7.14	4.90	28.62	-11.39	28.04	16.62
Category Ranking	72 / 88	25 / 102	97 / 109	13 / 114	133 / 153	53 / 155



Fund Ratios (end previous month)

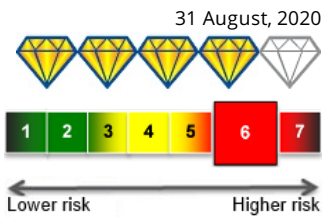
	Timing	YTD	1 month	6 months	1 year	3 year	5 year
Performance Franklin Templeton Investment Funds Templeton China Fund A (acc) USD		17.29 %	9.70 %	23.60 %	24.23 %	10.47 %	10.02 %
Volatility Franklin Templeton Investment Funds Templeton China Fund A (acc) USD					18.37 %	16.83 %	15.36 %

Franklin Templeton Investment Funds Templeton China Fund A (acc) USD

This fund is managed by Franklin Templeton International Services S.à r.l.

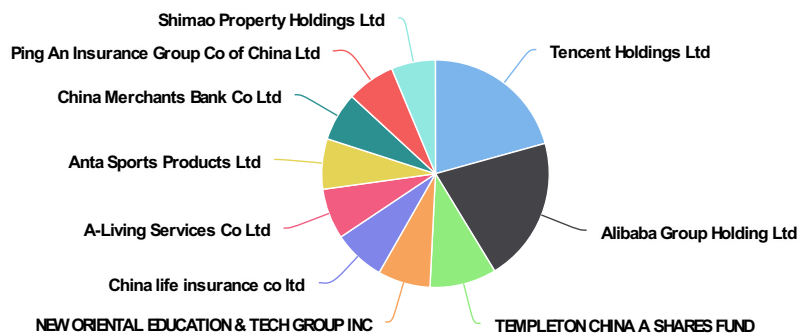
EFC Classification Equity Greater China

Price	+/-	Date	52wk range
38.73 EUR	0.37	28/08/2020	24.79 38.46



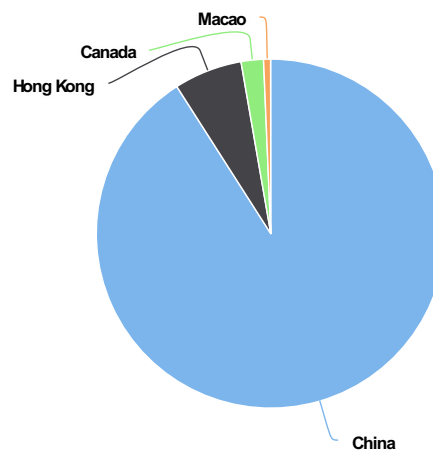
Participations (31/03/2020)

Participation	Percentage
Tencent Holdings Ltd	10.09 %
Alibaba Group Holding Ltd	10.04 %
TEMPLETON CHINA A SHARES FUND	4.62 %
NEW ORIENTAL EDUCATION & TECH GROUP INC	3.64 %
China life insurance co ltd	3.60 %
A-Living Services Co Ltd	3.50 %
Anta Sports Products Ltd	3.49 %
China Merchants Bank Co Ltd	3.36 %
Ping An Insurance Group Co of China Ltd	3.34 %
Shimao Property Holdings Ltd	3.06 %



Geographical composition (31/03/2020)

Country	Percentage
China	90.73 %
Hong Kong	6.30 %
Canada	2.07 %
Macao	0.65 %



Sector composition (31/03/2020)

Sector	Percentage
Internet Retail	18.03 %
Interactive Media & Services	12.05 %
Life & Health Insurance	8.47 %
Real Estate Development	6.65 %
Diversified Banks	5.08 %
Education Services	4.81 %
Other Diversified Financial Services	4.62 %
Pharmaceuticals	3.70 %
Environmental & Facilities Services	3.50 %
Footwear	3.49 %

