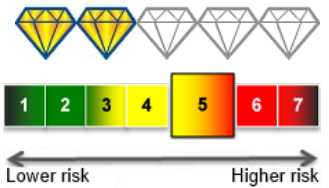


## DNCA Invest Value Europe N

This fund is managed by DNCA Finance Luxembourg

EFC Classification Equity Advanced Europe

29 June, 2020



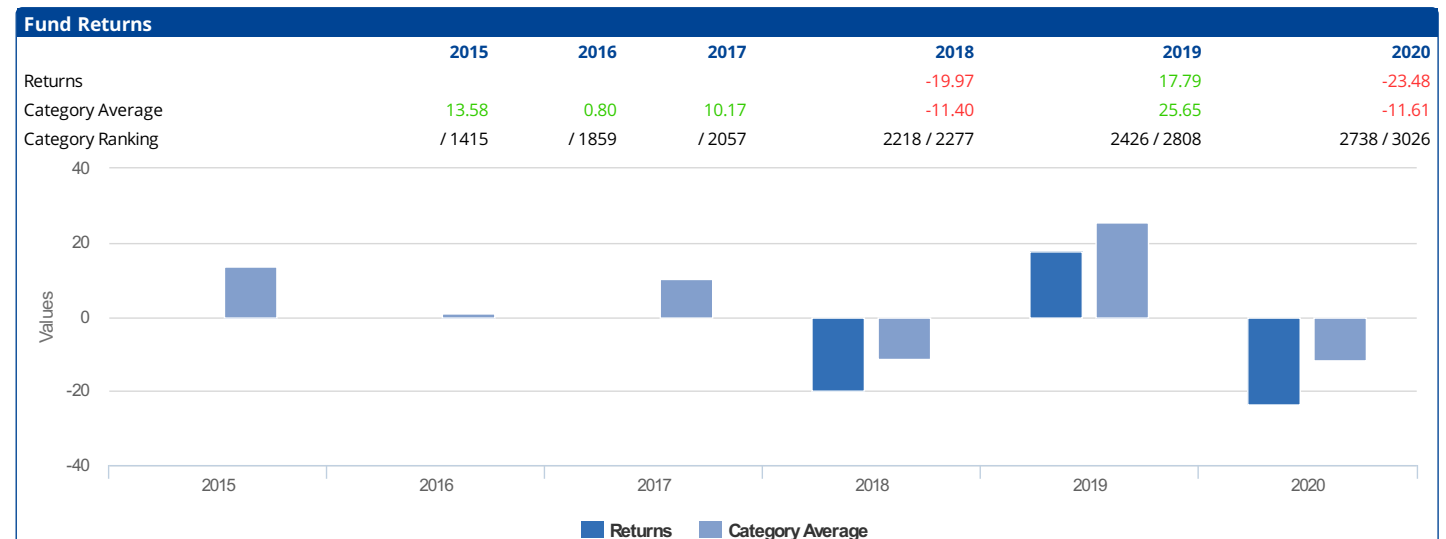
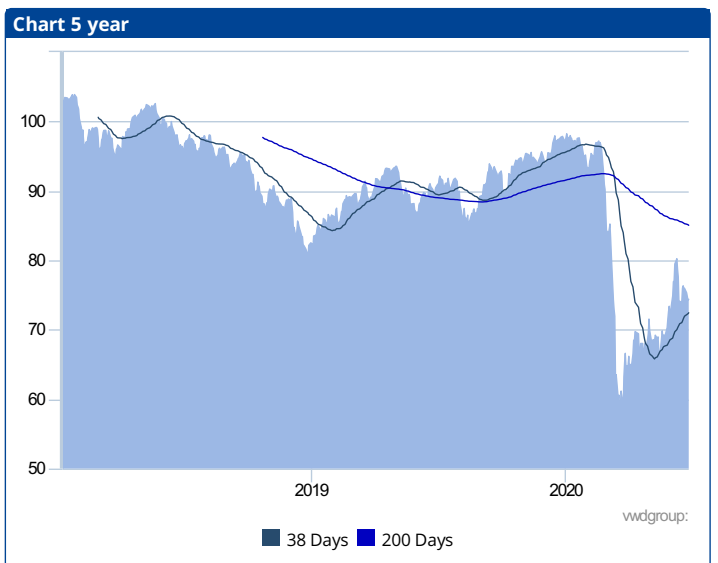
Price	+/-	Date	52wk range
74.39 EUR	0.00	25/06/2020	58.01 98.24

Issuer	
Administrator	DNCA Finance Luxembourg
Address	25, rue Philippe II 2340
City	Luxembourg
Tel/Fax	+352 27 62 13 07
Website	www.dnca-investments.com

General Information	
ISIN	LU1234713698
Fund Type	Capitalization
Quote Frequency	daily
Quote Currency	EUR
Currency	EUR
Foundation Date	21/12/2007
Fund Manager	Lucy Bonmartel
Legal Type	Investment company according to Luxembourg law
UCITS	Yes
Financial Year End	31/12/2019
Fund size	
Minimal Order	

Costs	
Entry fee	2.00 %
Exit fee	0.00 %
Operation costs	1.30 %
Ongoing charges	1.30 %

**Profile**  
European Union Equities Fund The Sub-Fund seeks to outperform the following index: Stoxx Europe 600 Net Return, over the recommend investment term. The Sub-Fund will at all times invest at least two-thirds of its total assets in equities of issuers having their registered office in Europe or exercising the preponderant part of their economic activities in Europe. The Sub-Fund's investment strategy relies on a active discretionary management using a stock picking policy. The main investment criteria are the market assessment, the issuer's financial structure, the current and forecast yield rate, management quality and the issuer's market position. The investment sectors targeted by the Investment Manager are not restricted, including with regard to new technology stocks



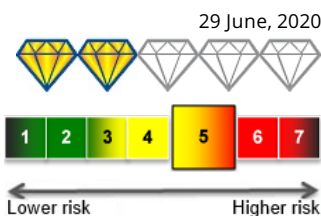
Fund Ratios (end previous month)		Timing	YTD	1 month	6 months	1 year	3 year	5 year
Performance DNCA Invest Value Europe N			-25.91 %	3.00 %	-24.22 %	-17.13 %	-- %	-- %
Volatility DNCA Invest Value Europe N						26.37 %	-- %	-- %

## DNCA Invest Value Europe N

This fund is managed by DNCA Finance Luxembourg

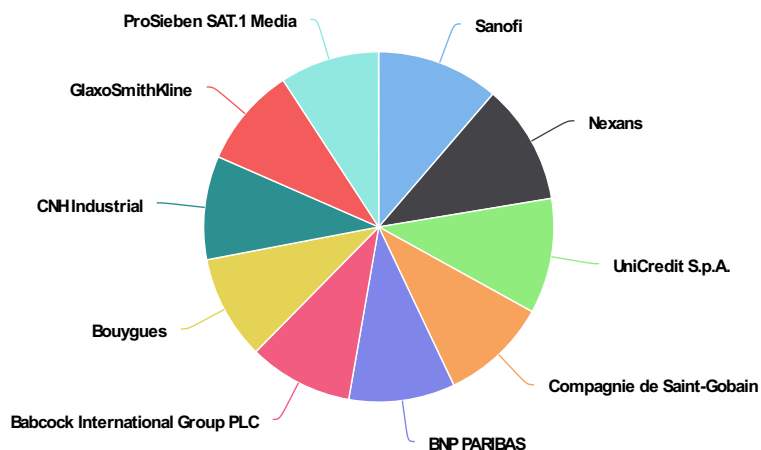
EFC Classification Equity Advanced Europe

Price	+/-	Date	52wk range
74.39 EUR	0.00	25/06/2020	58.01 98.24



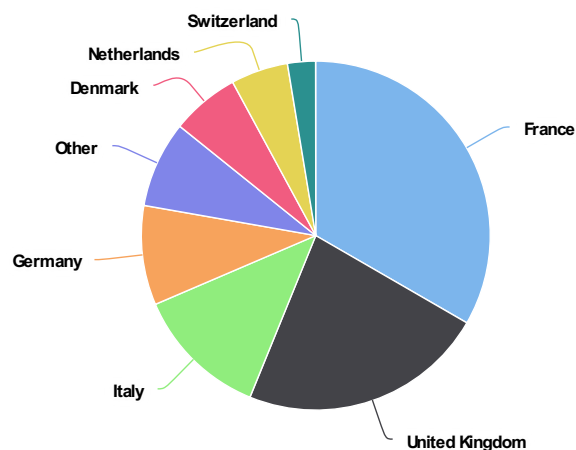
### Participations (31/12/2019)

Participation	Percentage
Sanofi	3.26 %
Nexans	3.20 %
UniCredit S.p.A.	3.07 %
Compagnie de Saint-Gobain	2.86 %
BNP PARIBAS	2.83 %
Babcock International Group PLC	2.78 %
Bouygues	2.77 %
CNH Industrial	2.76 %
GlaxoSmithKline	2.67 %
ProSieben SAT.1 Media	2.65 %



### Geographical composition (31/12/2019)

Country	Percentage
France	33.30 %
United Kingdom	22.80 %
Italy	12.40 %
Germany	9.20 %
Other	8.00 %
Denmark	6.30 %
Netherlands	5.30 %
Switzerland	2.60 %



### Sector composition (31/12/2019)

Sector	Percentage
Industrials	23.80 %
Construction & Materials	10.00 %
Banks	9.50 %
Health Care	8.50 %
Media	7.50 %
Oil, Gas & Consumable Fuels	6.90 %
zyHotel, Rest, Leisure	6.70 %
Other	6.20 %
Telecommunication Services	5.80 %
Utilities	4.90 %

