

Aberdeen Global Chinese Equity Fund A

This fund is managed by Aberdeen Standard Investments Luxembourg S.A.

EFC Classification Equity China

04 February, 2019



Lower risk Higher risk

Price	+/-	Date	52wk range
27.36 EUR	0.07	01/02/2019	24.02 31.45

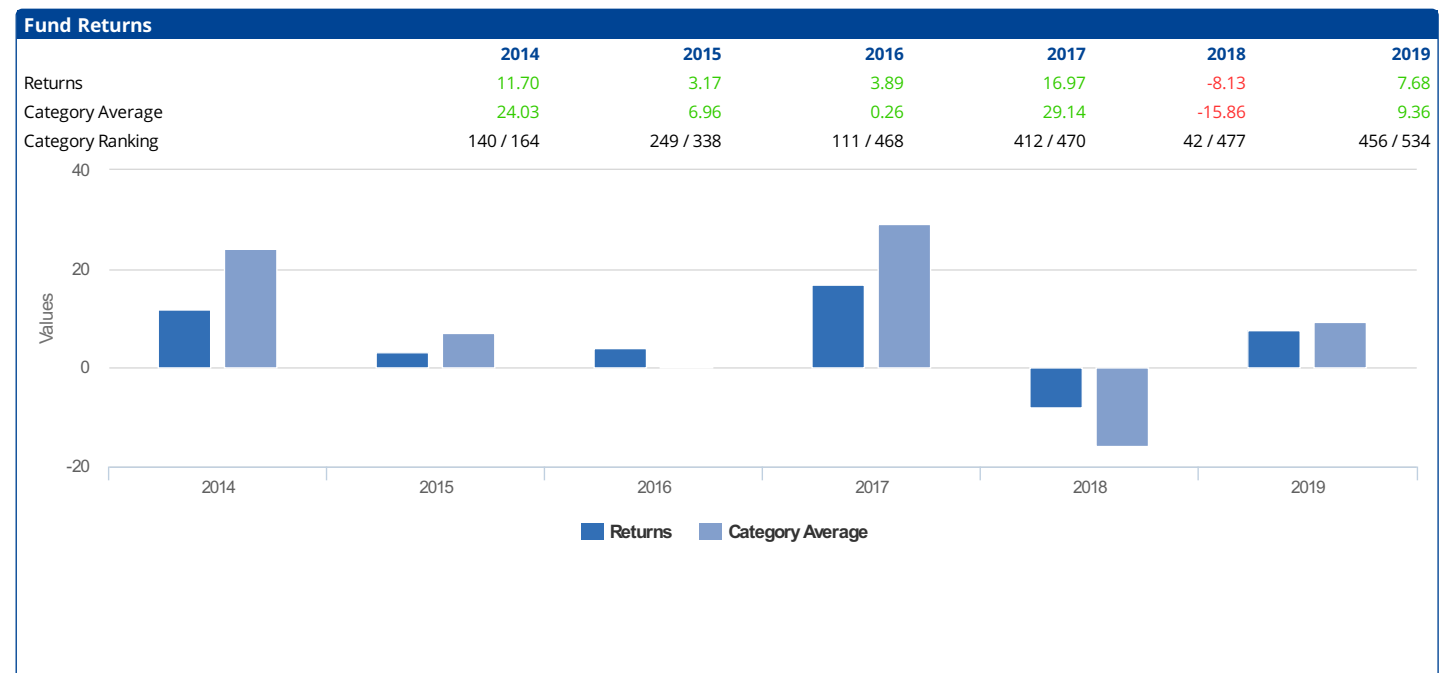
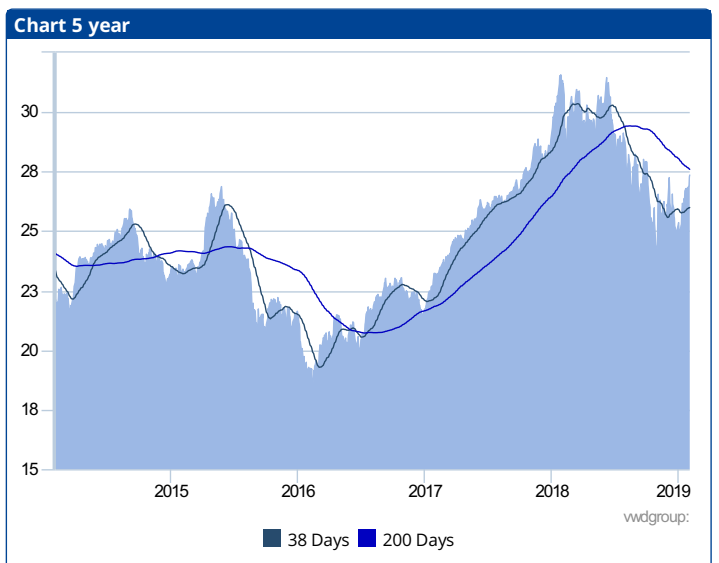
Issuer	
Administrator	Aberdeen Standard Investments Luxembourg S.A.
Address	35a, avenue John F. Kennedy L- 1246
City	Luxemburg
Tel/Fax	+352 2643 3000
Website	www.aberdeen-asset.com

General Information	
ISIN	LU0231483743
Fund Type	Capitalization
Quote Frequency	daily
Quote Currency	USD
Currency	USD
Foundation Date	27/04/1992
Fund Manager	Asian Equities Team
Legal Type	Investment company according to Luxembourg law
UCITS	Yes
Financial Year End	30/09/2018
Fund size	348,826,302.25 USD
Minimal Order	1,500.00 USD

Costs	
Entry fee	5.00 %
Exit fee	0.00 %
Operation costs	1.75 %
Ongoing charges	1.98 %

Profile

To achieve a combination of income and growth by investing mostly in shares of companies based, or carrying out much of their business, in China. Recommendation: This Fund may not be appropriate for investors who plan to withdraw their money within 5 years. The Fund is actively managed within its objective and is not constrained by a benchmark. You can buy and sell shares in the Fund usually on any working day in Luxembourg, by 13.00 hours CET. Please refer to www.aberdeen-asset.com for details of any non-dealing days. Income from investments in the Fund will be rolled up into the value of your shares. Further information on the Fund's investment objective and policy can be found in the Fund's Prospectus.



Fund Ratios (end previous month)		Timing	YTD	1 month	6 months	1 year	3 year	5 year
Performance	Aberdeen Global Chinese Equity Fund A		7.60 %	7.60 %	-4.45 %	-12.91 %	12.44 %	4.24 %
Volatility	Aberdeen Global Chinese Equity Fund A					17.47 %	12.11 %	14.36 %

Aberdeen Global Chinese Equity Fund A

This fund is managed by Aberdeen Standard Investments Luxembourg S.A.

EFC Classification Equity China

04 February, 2019

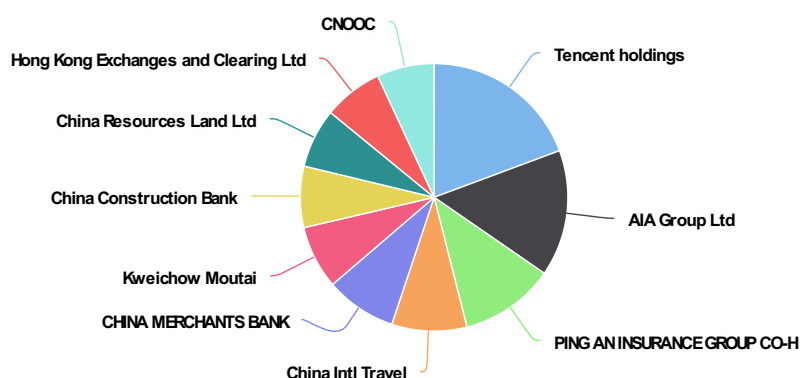


Lower risk Higher risk

Price	+/-	Date	52wk range
27.36 EUR	0.07	01/02/2019	24.02 31.45

Participations (30/09/2018)

Participation	Percentage
Tencent holdings	8.10 %
AIA Group Ltd	6.40 %
PING AN INSURANCE GROUP CO-H	4.80 %
China Intl Travel	3.80 %
CHINA MERCHANTS BANK	3.60 %
Kweichow Moutai	3.20 %
China Construction Bank	3.10 %
China Resources Land Ltd	3.00 %
Hong Kong Exchanges and Clearing Ltd	3.00 %
CNOOC	2.90 %



Sector composition (30/09/2018)

Sector	Percentage
Financials	22.40 %
Consumer Discretionary	18.80 %
Information technology	16.00 %
Other	12.10 %
Industrials	10.20 %
Real Estate	9.80 %
Health care	6.20 %
Consumer Staples	4.50 %

