

## C&P Funds ClassiX

This fund is managed by Creutz & Partners Global Asset Management S.A.

EFC Classification Equity Global

13 January, 2020



Price	+/-	Date	52wk range
61.87 EUR	0.14	09/01/2020	52.83 62.17

Issuer	
Administrator	Creutz & Partners Global Asset Management S.A.
Address	61, Gruuss-Strooss 9991
City	Weiswampach
Tel/Fax	+ 352 978 22 11
Website	www.creutz-partners.com

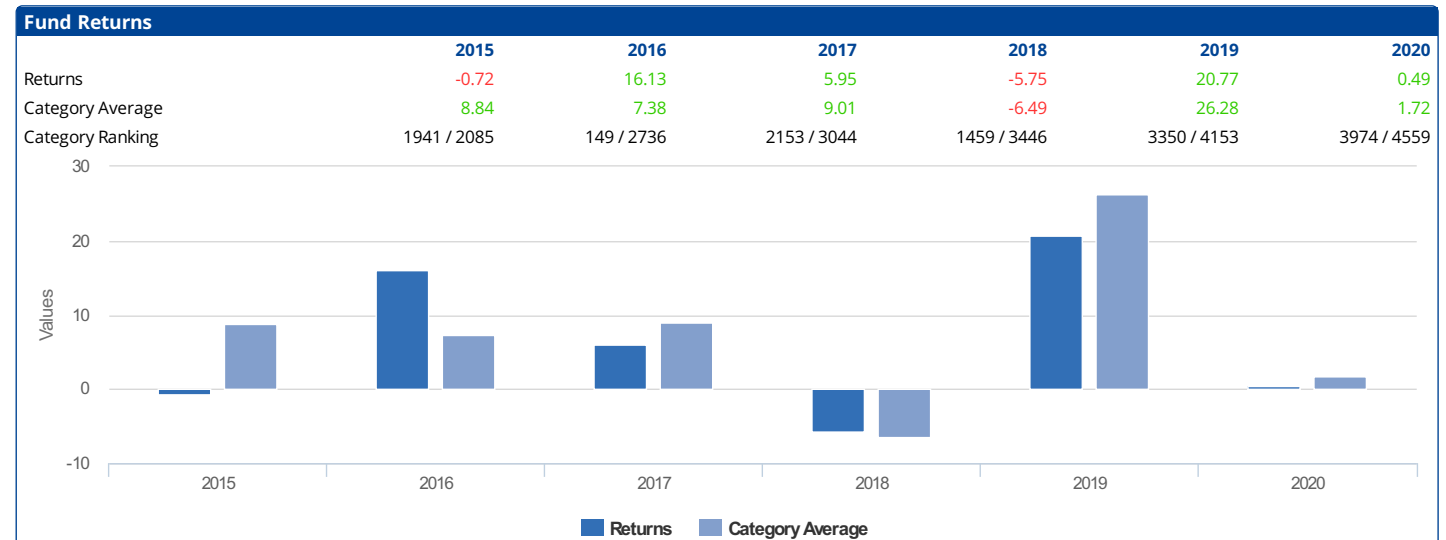
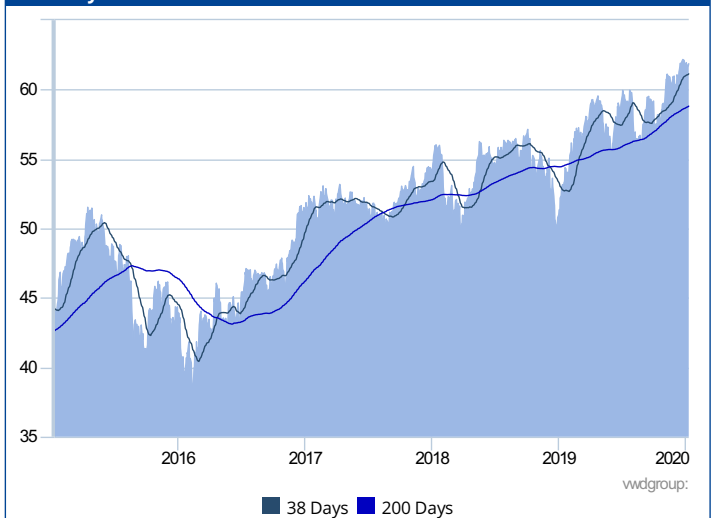
General Information	
ISIN	LU0113798341
Fund Type	Capitalization
Quote Frequency	daily
Quote Currency	EUR
Currency	EUR
Foundation Date	03/07/2000
Fund Manager	Lars Soerensen
Legal Type	Investment company according to Luxembourg law
UCITS	Yes
Financial Year End	31/12/2019
Fund size	181,391,503.70 EUR
Minimal Order	1.00 share

Costs	
Entry fee	4.00 %
Exit fee	0.00 %
Operation costs	1.15 %
Ongoing charges	1.42 %

**Profile**

The C&P Funds ClassiX generally invests in Blue Chips – shares of the largest companies in the world with a global reach. These companies are essential components of the benchmark industrial and national indices which serve as interpretive model for the economy of entire regions. The objective of the investment strategy is to generate optimal capital growth on investments in Euro. The subfund assets are primarily invested in shares, share certificates, convertible and option bonds, participation and profit-participation certificates, and variable and fixed income securities. The subfund will not invest in derivatives neither for investment nor for hedging purposes.

### Chart 5 year



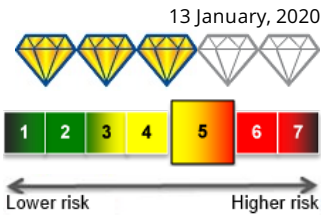
Fund Ratios (end previous month)		Timing	YTD	1 month	6 months	1 year	3 year	5 year
Performance C&P Funds ClassiX			20.77 %	1.75 %	4.43 %	20.77 %	6.44 %	6.82 %
Volatility C&P Funds ClassiX						13.13 %	10.42 %	12.90 %

C&P Funds ClassiX

This fund is managed by Creutz & Partners Global Asset Management S.A.

EFC Classification Equity Global

Price	+/-	Date	52wk range
61.87 EUR	0.14	09/01/2020	52.83 62.17



Participations (31/12/2019)

Participation	Percentage
Novo Nordisk AS	7.17 %
BHP GROUP PLC	5.81 %
BASF SE	5.60 %
Nestle nom.	4.01 %
Royal Dutch Shell -A-	3.65 %
JOHNSON and JOHNSON	3.60 %
NOVARTIS AG-REG	3.52 %
Technipfmc plc	3.17 %
Procter and Gamble	3.08 %
Rio Tinto PLC	2.93 %

