

## Pictet Russian Equities P EUR

This fund is managed by Pictet Asset Management (Europe) S.A.

EFC Classification Equity Russian Federation

04 February, 2019



Lower risk ← Higher risk

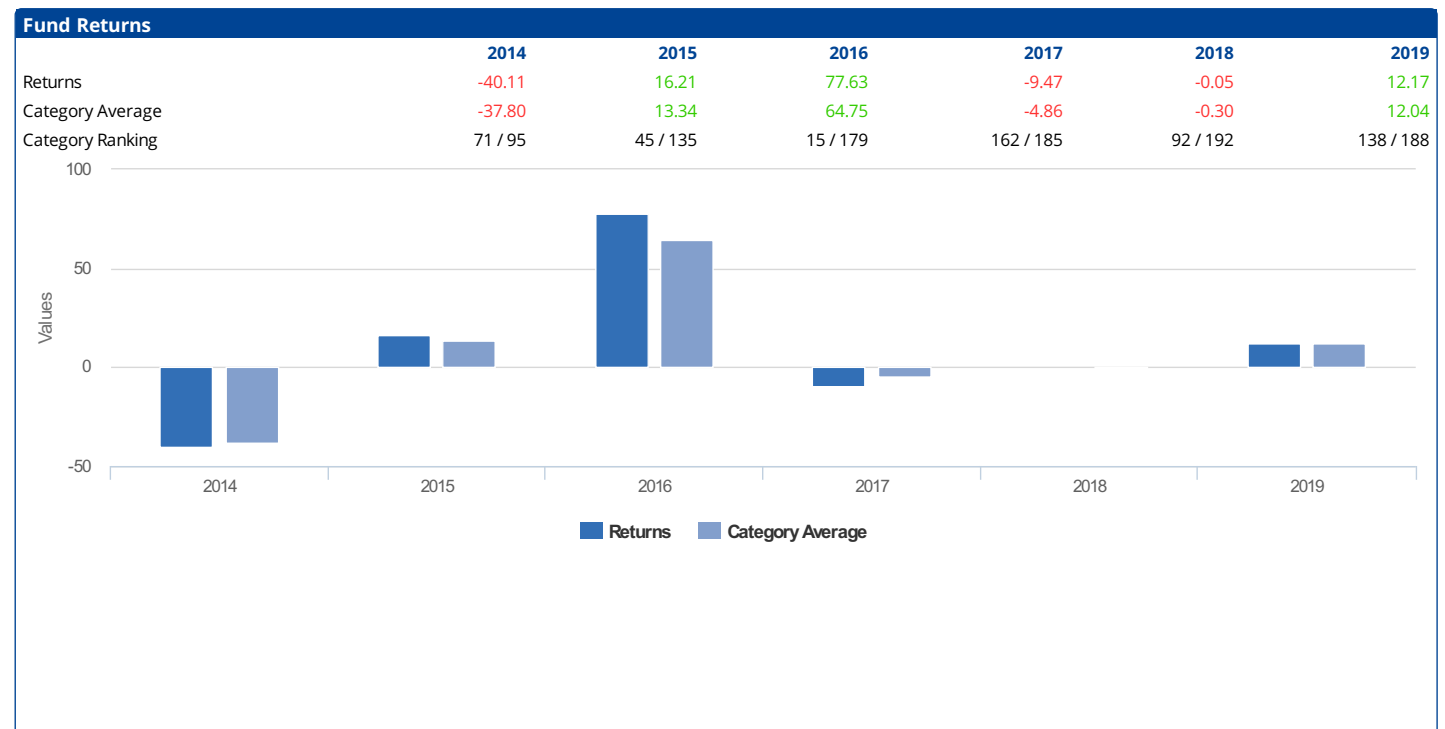
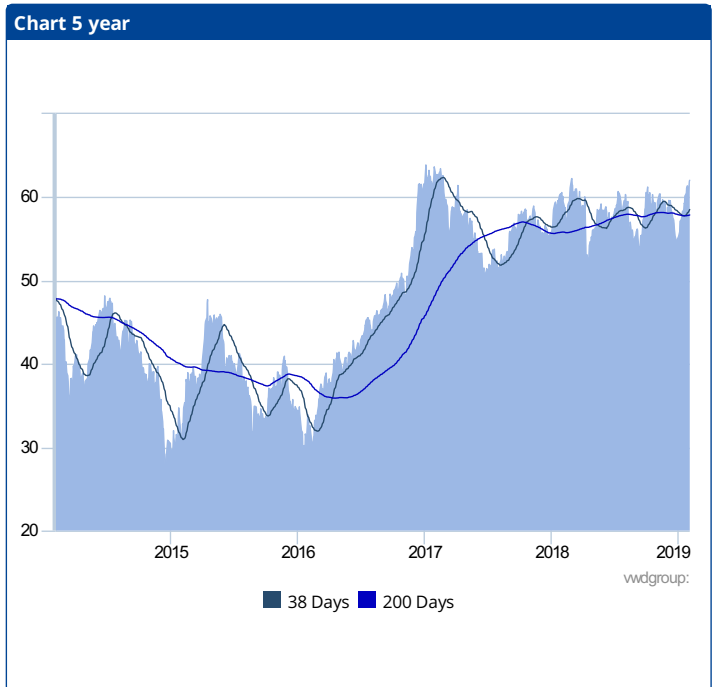
Price	+/-	Date	52wk range
62.05 EUR	0.09	01/02/2019	50.93 - 62.26

Issuer	
Administrator	Pictet Asset Management (Europe) S.A.
Address	15, avenue J.F. Kennedy 1855
City	Luxemburg
Tel/Fax	+352 467 171-1
Website	www.assetmanagement.pictet

General Information	
ISIN	LU0338483075
Fund Type	Capitalization
Quote Frequency	daily
Quote Currency	EUR
Currency	USD
Foundation Date	11/01/2008
Fund Manager	Hugo Bain
Legal Type	Investment company according to Luxembourg law
UCITS	Yes
Financial Year End	30/09/2018
Fund size	24,578,944.73 EUR
Minimal Order	EUR

Costs	
Entry fee	5.00 %
Exit fee	3.00 %
Operation costs	1.40 %
Ongoing charges	1.86 %

Profile



Fund Ratios (end previous month)	Timing	YTD	1 month	6 months	1 year	3 year	5 year
Performance Pictet Russian Equities P EUR		12.00 %	12.00 %	2.68 %	3.73 %	22.24 %	6.70 %
Volatility Pictet Russian Equities P EUR					20.17 %	18.53 %	25.37 %

## Pictet Russian Equities P EUR

This fund is managed by Pictet Asset Management (Europe) S.A.

EFC Classification Equity Russian Federation

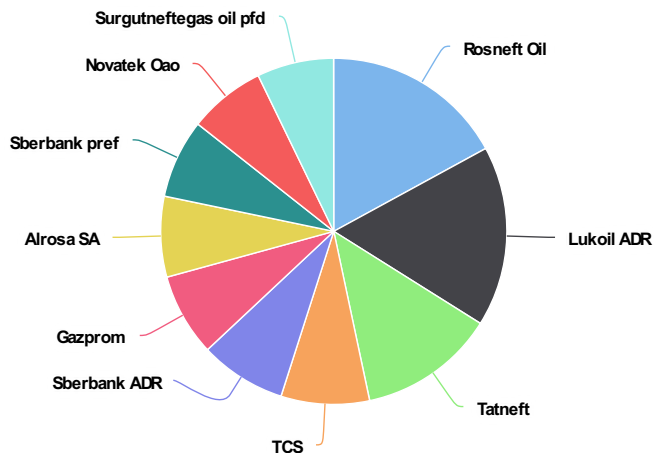
04 February, 2019



Price	+/-	Date	52wk range
62.05 EUR	0.09	01/02/2019	50.93 - 62.26

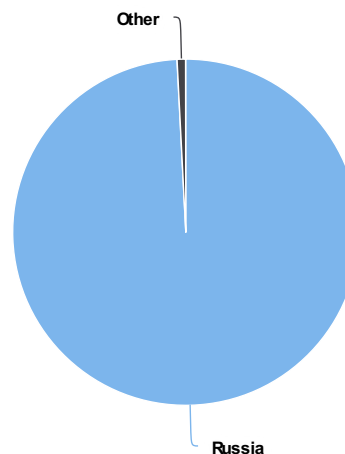
### Participations (30/09/2018)

Participation	Percentage
Rosneft Oil	9.50 %
Lukoil ADR	9.40 %
Tatneft	7.10 %
TCS	4.60 %
Sberbank ADR	4.50 %
Gazprom	4.30 %
Alrosa SA	4.20 %
Sberbank pref	4.10 %
Novatek Oao	4.00 %
Surgutneftegas oil pfd	4.00 %



### Geographical composition (30/09/2018)

Country	Percentage
Russia	99.20 %
Other	0.80 %



### Sector composition (30/09/2018)

Sector	Percentage
Energy	43.90 %
Materials	24.40 %
Financials	15.80 %
Real Estate	4.70 %
Industrials	3.80 %
Consumer Staples	2.40 %
Information technology	2.30 %
Telecommunication services	1.40 %
Other	0.80 %
Utilities	0.60 %

