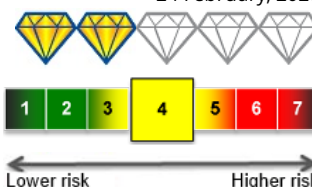


Franklin Templeton Investment Funds Franklin Income Fund A (Mdis) USD

This fund is managed by Franklin Templeton International Services S.à r.l.

EFC Classification Mixed Global Balanced

24 February, 2020



Price	+/-	Date	52wk range
11.24 EUR	-0.03	21/02/2020	10.93 11.54

Issuer

Administrator	Franklin Templeton International Services S.à r.l.
Address	8A, rue Albert Borschette 1246
City	Luxembourg
Tel/Fax	+352 46 66 67 212
Website	www.franklintempleton.lu

General Information

ISIN	LU0098860793
Fund Type	Distribution
Quote Frequency	daily
Quote Currency	USD
Currency	USD
Foundation Date	01/07/1999
Fund Manager	Todd Brighton
Legal Type	Investment company according to Luxembourg law
UCITS	Yes
Financial Year End	30/06/2019
Fund size	836,021,520.07 USD
Minimal Order	5,000.00 USD

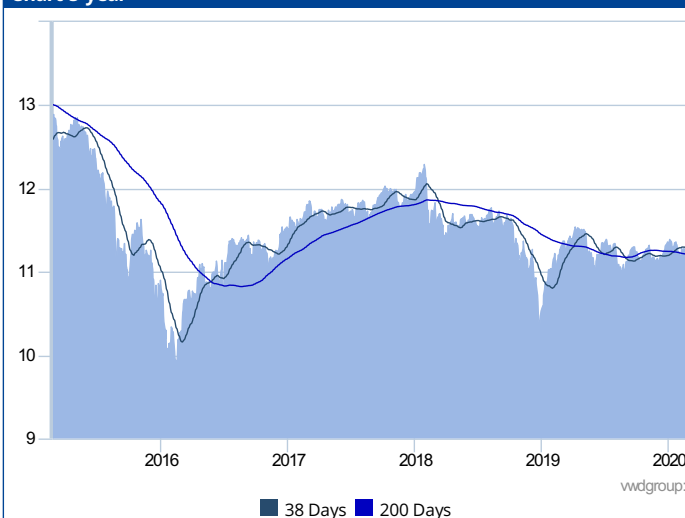
Costs

Entry fee	5.75 %
Exit fee	1.00 %
Operation costs	1.35 %
Ongoing charges	1.68 %

Profile

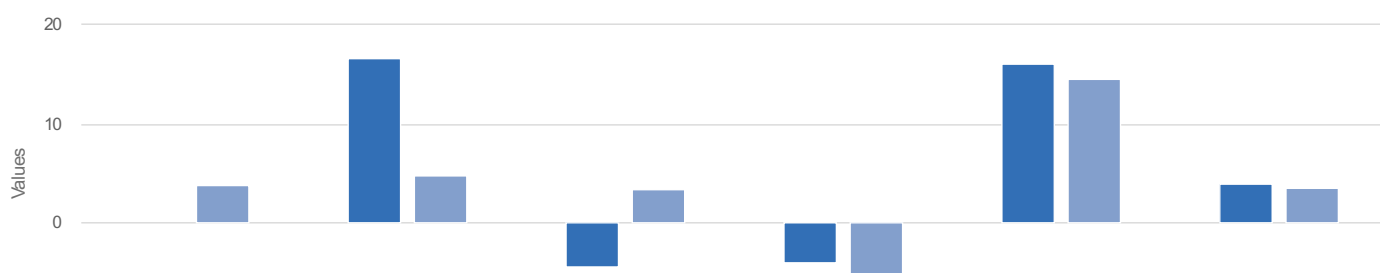
The Fund's investment objective is to maximise income while maintaining prospects for capital appreciation. The Fund invests in a diversified portfolio of transferable securities consisting of equity securities and long- and short-term debt securities. Equity securities generally entitle the holder to participate in a company's general operating results. These include common stocks, preferred stocks, convertible securities and equity-linked notes. Debt securities represent an obligation of the issuer to repay a loan of money to it, and generally provide for the payment of interest. These include bonds, notes and debentures. In its search for growth opportunities, the Fund invests in common stocks of companies from a variety of industries such as utilities, oil, gas, real estate and consumer goods. The Fund seeks income by selecting investments such as corporate, foreign and US Treasury bonds, as well as stocks with attractive dividend yields. The Fund may invest in debt securities...

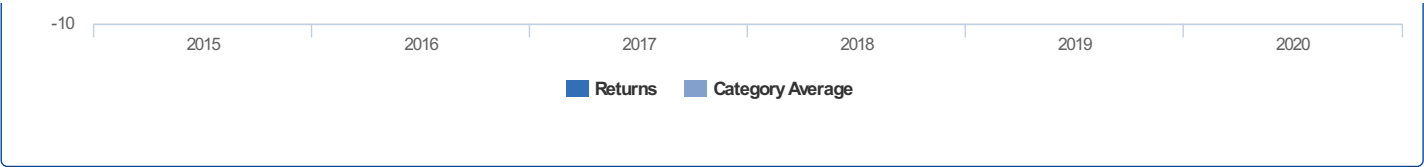
Chart 5 year



Fund Returns

	2015	2016	2017	2018	2019	2020
Returns	0.11	16.71	-4.46	-4.04	16.09	4.01
Category Average	3.85	4.86	3.33	-6.01	14.53	3.54
Category Ranking	447 / 575	9 / 736	772 / 840	287 / 975	452 / 1179	457 / 1271





Fund Ratios (end previous month)							
	Timing	YTD	1 month	6 months	1 year	3 year	5 year
Performance Franklin Templeton Investment Funds Franklin Income Fund A (Mdis) USD		-1.02 %	-1.02 %	2.08 %	6.62 %	3.62 %	2.88 %
Volatility Franklin Templeton Investment Funds Franklin Income Fund A (Mdis) USD					6.77 %	8.07 %	9.64 %

Franklin Templeton Investment Funds Franklin Income Fund A (Mdis) USD

This fund is managed by Franklin Templeton International Services S.à r.l.

EFC Classification Mixed Global Balanced

24 February, 2020

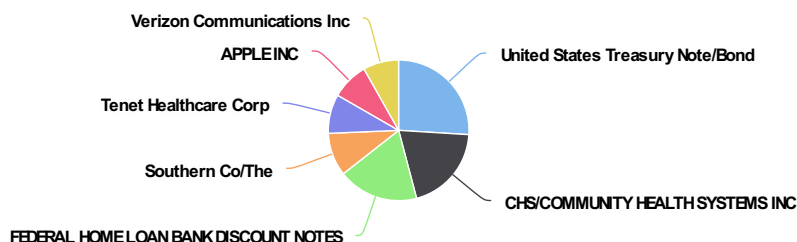


Lower risk Higher risk

Price	+/-	Date	52wk range
11.24 EUR	-0.03	21/02/2020	10.93 11.54

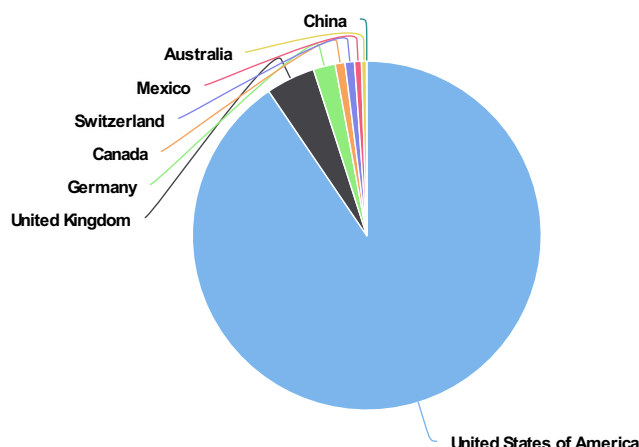
Participations (30/09/2019)

Participation	Percentage
United States Treasury Note/Bond	5.09 %
CHS/COMMUNITY HEALTH SYSTEMS INC	3.90 %
FEDERAL HOME LOAN BANK DISCOUNT NOTES	3.63 %
Southern Co/The	1.94 %
Tenet Healthcare Corp	1.76 %
APPLE INC	1.67 %
Verizon Communications Inc	1.60 %



Geographical composition (30/09/2019)

Country	Percentage
United States of America	92.64 %
United Kingdom	4.66 %
Germany	2.09 %
Canada	0.93 %
Switzerland	0.90 %
Mexico	0.64 %
Australia	0.49 %
China	0.01 %



Sector composition (30/09/2019)

Sector	Percentage
Diversified Banks	12.27 %
Pharmaceuticals	8.71 %
Health Care Services	7.24 %
Semiconductors	5.81 %
Electric Utilities	3.69 %
Health Care Facilities	3.61 %
Oil & Gas Exploration & Production	3.51 %
Integrated Oil & Gas	3.37 %
Integrated Telecommunication Services	3.35 %
Cable & Satellite	2.82 %

