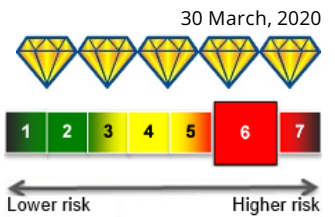


## Pictet Digital P EUR

This fund is managed by Pictet Asset Management (Europe) S.A.

EFC Classification Equity Global Telecommunication

Price	+/-	Date	52wk range
298.49 EUR	-5.51	27/03/2020	278.21 391.06



### Issuer

<b>Administrator</b>	Pictet Asset Management (Europe) S.A.
<b>Address</b>	15, avenue J.F. Kennedy 1855
<b>City</b>	Luxemburg
<b>Tel/Fax</b>	+352 467 171-1
<b>Website</b>	www.assetmanagement.pictet

### General Information

<b>ISIN</b>	LU0340554913
<b>Fund Type</b>	Capitalization
<b>Quote Frequency</b>	daily
<b>Quote Currency</b>	EUR
<b>Currency</b>	USD
<b>Foundation Date</b>	13/11/1997
<b>Fund Manager</b>	Sylvie Sejournet
<b>Legal Type</b>	Investment company according to Luxembourg law
<b>UCITS</b>	Yes
<b>Financial Year End</b>	30/09/2019
<b>Fund size</b>	300,033,122.80 EUR
<b>Minimal Order</b>	

### Costs

<b>Entry fee</b>	5.00 %
<b>Exit fee</b>	3.00 %
<b>Operation costs</b>	1.60 %
<b>Ongoing charges</b>	2.01 %

### Profile

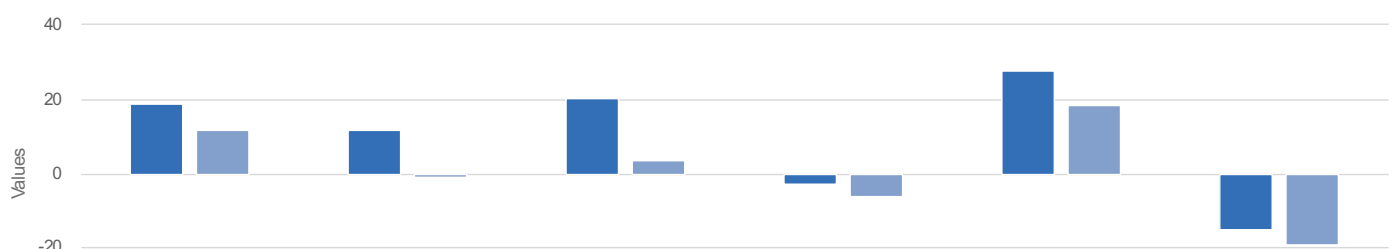
The Compartment seeks capital growth by investing at least two-thirds of its assets in equities or in other similar securities issued by companies which profit from the transition to digital by offering products and services that enable permanent interactivity at significantly reduced production and maintenance costs. The Compartment favours companies in the telecommunication, media and technology (TMT) sectors that offer interactive applications and digital services to consumers and enterprises. The eligible financial instruments are mainly international equities listed on a stock exchange. The Compartment may invest up to 30% of its net assets in China A shares through (i) the QFII ("Qualified Foreign Institutional Investor"), (ii) the RQFII ("Renminbi QFII"), (iii) the Shanghai-Hong Kong Stock Connect programme, (iv) the Shenzhen-Hong Kong Stock Connect programme and/or (v) any similar acceptable securities trading and clearing linked programmes or access instruments which may be...

### Chart 5 year



### Fund Returns

	2015	2016	2017	2018	2019	2020
Returns	18.71	11.57	20.38	-2.82	27.70	-15.17
Category Average	11.90	-1.07	3.56	-6.14	18.51	-19.10
Category Ranking	5 / 66	11 / 77	16 / 89	19 / 89	35 / 98	26 / 100





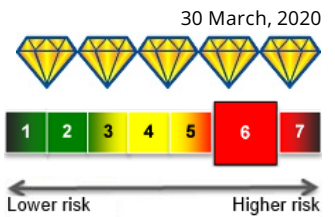
Fund Ratios (end previous month)							
	Timing	YTD	1 month	6 months	1 year	3 year	5 year
Performance Pictet Digital P EUR		-4.57 %	-7.04 %	1.04 %	7.73 %	9.67 %	10.61 %
Volatility Pictet Digital P EUR					14.56 %	13.36 %	14.16 %

## Pictet Digital P EUR

This fund is managed by Pictet Asset Management (Europe) S.A.

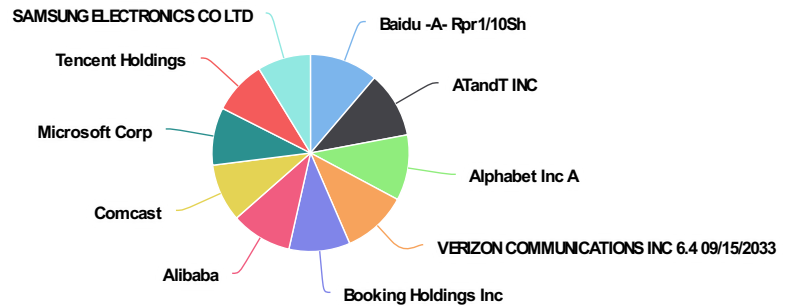
EFC Classification Equity Global Telecommunication

Price	+/-	Date	52wk range
298.49 EUR	-5.51	27/03/2020	278.21 391.06



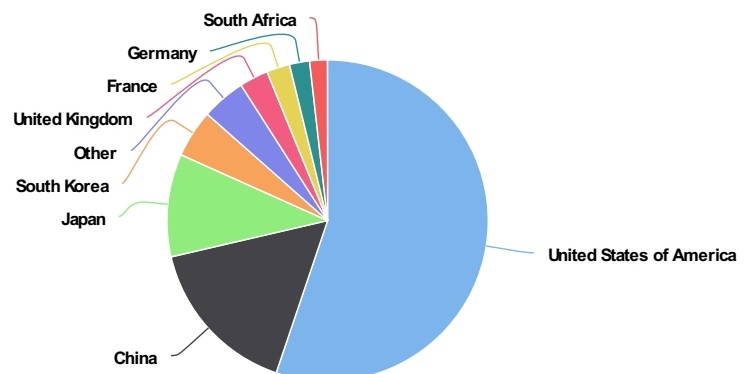
### Participations (30/09/2019)

Participation	Percentage
Baidu -A- Rpr1/10Sh	4.02 %
ATandT INC	3.88 %
Alphabet Inc A	3.85 %
VERIZON COMMUNICATIONS INC 6.4 09/15/2033	3.83 %
Booking Holdings Inc	3.59 %
Alibaba	3.58 %
Comcast	3.40 %
Microsoft Corp	3.38 %
Tencent Holdings	3.15 %
SAMSUNG ELECTRONICS CO LTD	3.13 %



### Geographical composition (30/09/2019)

Country	Percentage
United States of America	54.53 %
China	15.99 %
Japan	10.23 %
South Korea	4.74 %
Other	4.38 %
United Kingdom	2.85 %
France	2.31 %
Germany	2.00 %
South Africa	1.77 %



### Sector composition (30/09/2019)

Sector	Percentage
Information Technology	33.86 %
Advertising	24.84 %
Internet Software & Services	14.12 %
Interactive Home Entertainment	10.77 %
Software	10.44 %
Application Software	3.61 %
Other	2.35 %

