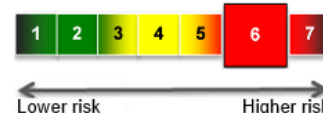


Pictet Robotics I EUR

This fund is managed by Pictet Asset Management (Europe) S.A.

EFC Classification Equity Global Information Technology

30 March, 2020



Price	+/-	Date	52wk range
148.56 EUR	-2.93	27/03/2020	133.79 - 193.39

Issuer	
Administrator	Pictet Asset Management (Europe) S.A.
Address	15, avenue J.F. Kennedy 1855
City	Luxemburg
Tel/Fax	+352 467 171-1
Website	www.assetmanagement.pictet

General Information	
ISIN	LU1279334053
Fund Type	Capitalization
Quote Frequency	daily
Quote Currency	EUR
Currency	USD
Foundation Date	07/10/2015
Fund Manager	Peter Lingen
Legal Type	Investment company according to Luxembourg law
UCITS	Yes
Financial Year End	30/09/2019
Fund size	555,726,123.50 EUR
Minimal Order	1,000,000.00 USD

Costs	
Entry fee	5.00 %
Exit fee	1.00 %
Operation costs	0.80 %
Ongoing charges	1.19 %

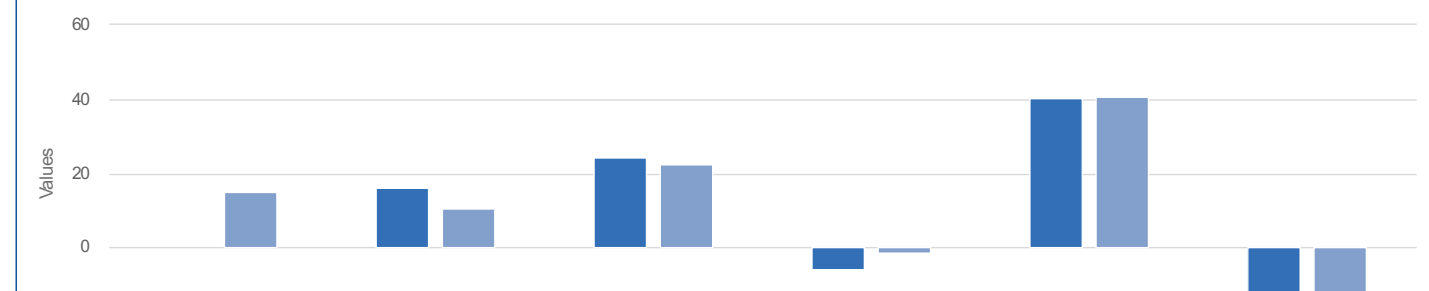
Profile

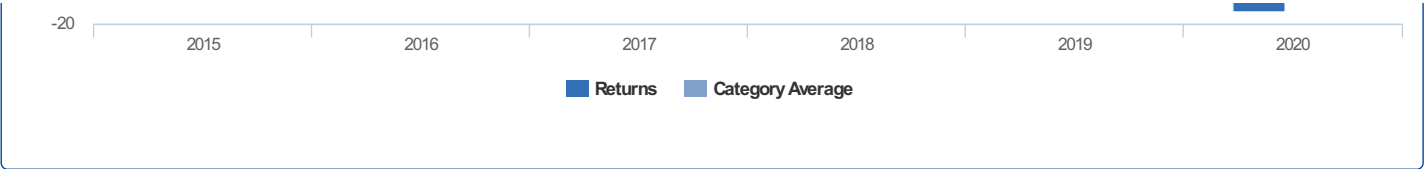
This compartment aims to achieve capital growth by investing mainly in equities and equity related securities (such as convertible bonds, ADR, GDR) issued by companies that contribute to and/or profit from the value chain in robotics and enabling technologies. These investments will be made in compliance with article 41 of the 2010 Act. The targeted companies will be active mainly, but not exclusively, in the following areas: Robotics applications and components, automation, autonomous systems, sensors, microcontrollers, 3D printing, data processing, actuation technology as well as image, motion or voice recognition and other enabling technologies and software. The Compartment may invest in any country (including emerging countries), in any economic sector and in any currency. However, depending on market conditions, the investments may be focused on one country or on a limited number of countries and/or one economic activity sector and/or one currency. On an ancillary basis, the...

Chart 5 year



Fund Returns	2015	2016	2017	2018	2019	2020
Returns		16.04	24.16	-5.85	40.43	-16.64
Category Average	15.10	10.33	22.44	-1.28	40.60	-13.31
Category Ranking	/ 177	47 / 244	107 / 280	239 / 340	240 / 463	362 / 504





Fund Ratios (end previous month)							
	Timing	YTD	1 month	6 months	1 year	3 year	5 year
Performance Pictet Robotics I EUR		-7.45 %	-9.50 %	4.99 %	11.61 %	11.75 %	-- %
Volatility Pictet Robotics I EUR					22.37 %	18.10 %	-- %

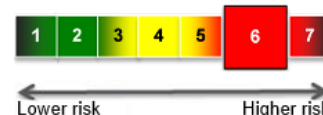
Pictet Robotics I EUR

This fund is managed by Pictet Asset Management (Europe) S.A.

EFC Classification Equity Global Information Technology

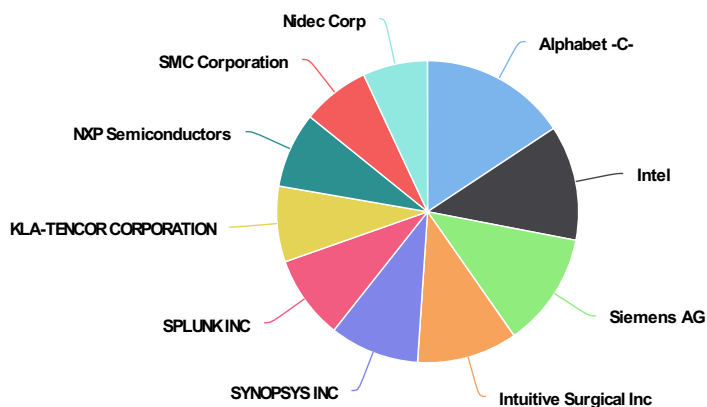
Price	+/-	Date	52wk range
148.56 EUR	-2.93	27/03/2020	133.79 193.39

30 March, 2020



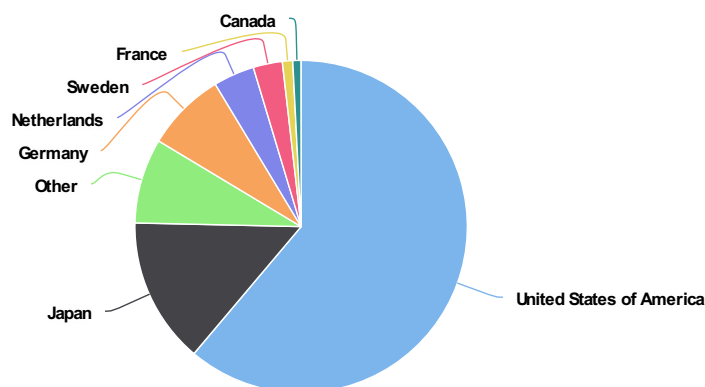
Participations (30/09/2019)

Participation	Percentage
Alphabet -C-	6.58 %
Intel	5.16 %
Siemens AG	5.14 %
Intuitive Surgical Inc	4.51 %
SYNOPSIS INC	4.01 %
SPLUNK INC	3.76 %
KLA-TENCOR CORPORATION	3.39 %
NXP Semiconductors	3.39 %
SMC Corporation	3.03 %
Nidec Corp	2.91 %



Geographical composition (30/09/2019)

Country	Percentage
United States of America	61.17 %
Japan	14.20 %
Other	8.25 %
Germany	7.76 %
Netherlands	3.99 %
Sweden	2.84 %
France	0.99 %
Canada	0.81 %



Sector composition (30/09/2019)

Sector	Percentage
Other	56.28 %
Construction & Engineering	27.57 %
Consumer Services	16.15 %

