

Flossbach von Storch SICAV Multiple Opportunities R

This fund is managed by Flossbach von Storch Invest S.A.

EFC Classification Mixed Global Flexible

04 February, 2019



Lower risk ← Higher risk

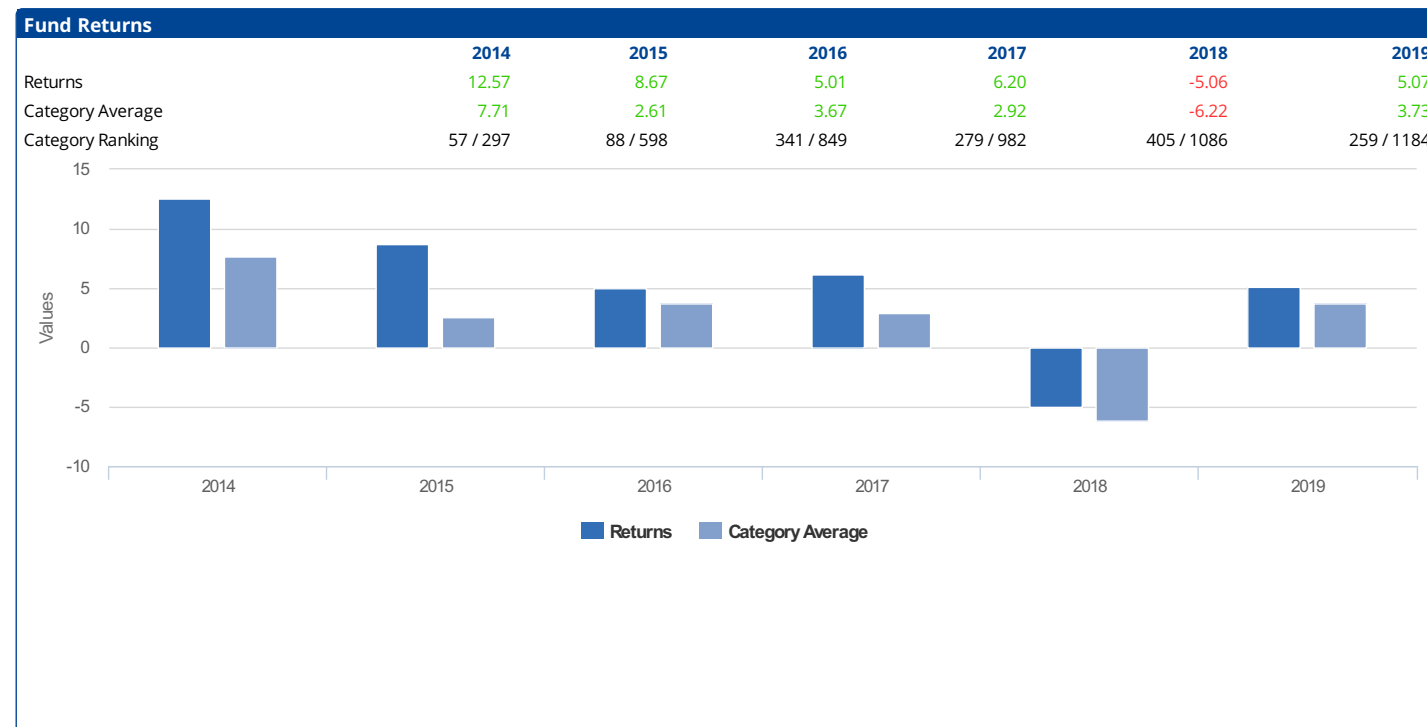
Price	+/-	Date	52wk range
237.26 EUR	2.91	01/02/2019	224.94 - 243.89

Issuer	
Administrator	Flossbach von Storch Invest S.A.
Address	6, Avenue Marie-Thérèse L-2132
City	Luxembourg
Tel/Fax	+352 264 584 22
Website	www.fvsinvest.lu

General Information	
ISIN	LU0323578657
Fund Type	Distribution
Quote Frequency	daily
Quote Currency	EUR
Currency	EUR
Foundation Date	23/10/2007
Fund Manager	DR. Bert Flossbach
Legal Type	Investment company according to Luxembourg law
UCITS	No
Financial Year End	30/09/2018
Fund size	10,679,188,472.40 EUR
Minimal Order	0.00 share

Costs	
Entry fee	5.00 %
Exit fee	0.00 %
Operation costs	0.00 %
Ongoing charges	1.63 %

Profile	
No legal documents available in English	



Fund Ratios (end previous month)		Timing	YTD	1 month	6 months	1 year	3 year	5 year
Performance	Flossbach von Storch SICAV Multiple Opportunities R		3.78 %	3.78 %	-2.45 %	-2.27 %	5.10 %	6.44 %
Volatility	Flossbach von Storch SICAV Multiple Opportunities R					8.69 %	6.72 %	8.84 %

Flossbach von Storch SICAV Multiple Opportunities R

This fund is managed by Flossbach von Storch Invest S.A.

EFC Classification Mixed Global Flexible

04 February, 2019

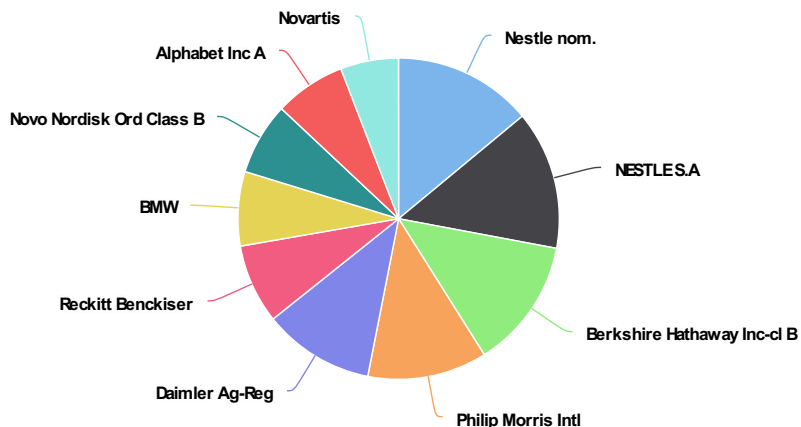


Price	+/-	Date	52wk range
237.26 EUR	2.91	01/02/2019	224.94 - 243.89

Lower risk ← Higher risk

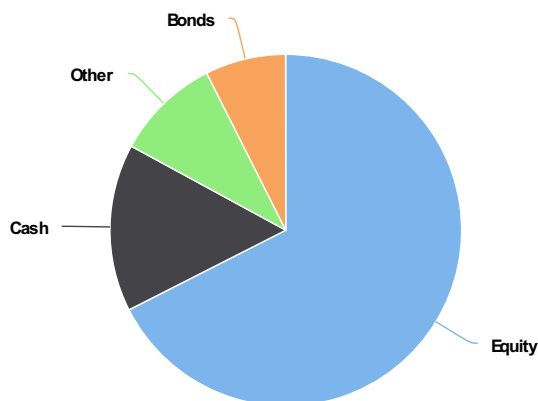
Participations (30/09/2018)

Participation	Percentage
Nestle nom.	5.53 %
NESTLE S.A.	5.53 %
Berkshire Hathaway Inc-cl B	5.18 %
Philip Morris Intl	4.76 %
Daimler Ag-Reg	4.43 %
Reckitt Benckiser	3.16 %
BMW	2.96 %
Novo Nordisk Ord Class B	2.87 %
Alphabet Inc A	2.83 %
Novartis	2.31 %



Type composition (30/09/2018)

EN: Belegingssoort	Percentage
Equity	67.53 %
Cash	15.41 %
Other	9.63 %
Bonds	7.43 %



Sector composition (30/09/2018)

Sector	Percentage
Consumer Staples	27.38 %
Pharma., Biotec. & Life Sc.	18.20 %
Information technology	11.88 %
Consumer Discretionary	11.81 %
Insurance	7.66 %
Investment Banking & Brokerage	6.69 %
Materials	6.25 %
Telecommunication services	5.94 %
Consumer services	1.58 %
Capital goods	1.39 %

